

喫煙を禁ず

Khong Hut Thuoc

DEFENSE de FUMER Vietato Fumare

No Smoking

KADIT PREPOVEDANO

ممنوع التدخين

Röking forbudt

Se prohibe fumar

No Caitear Tobac

НЕ КУРИТЬ

ΑΠΑΓΟΡΕΥΕΤΑΙ ΤΟ ΚΑΠΝΙΣΜΑ

धूम्रपान ना करें

Duhani Esht i Ndaluar

העשן אסור

Proibido Fumar

Dankie Dat U Nie Rook Nie

ሆስጠይር

NO FUME

Sigara İçilmez

NO SMOKING

Rauchen Verboten

煙吸勿請

NERŪKYK

Bawal Humitit

No fumante

Nie Palić

health partners, l.l.c.

promoting health, providing care

# TOBACCO CONTROL COUNTRY PROFILES

Second Edition

2003


# TOBACCO CONTROL COUNTRY PROFILES

**Second Edition  
2003**



health partners, l.l.c.

— promoting health, providing care —



The *Tobacco Control Country Profiles (second edition)* is an initiative of the 12th World Conference on Tobacco or Health held in Helsinki, Finland during August 2003. The American Cancer Society, World Health Organization, and International Union Against Cancer jointly publish this edition of the monograph. The World Health Organization, Centers for Disease Control and Prevention, and World Bank Group provided, in kind, data and personnel resources in support of this project.

health partners, l.l.c.  
— promoting health, providing care —

The 12th World Conference on Tobacco or Health

# TOBACCO CONTROL COUNTRY PROFILES

**Second Edition  
2003**



health partners, l.l.c.

— promoting health, providing care —

*Editors:*  
Omar Shafey  
Suzanne Dolwick  
G. Emmanuel Guindon

Copyright © 2003 American Cancer Society, Inc., World Health Organization, and International Union Against Cancer. The *Tobacco Control Country Profiles (2nd edition)* is intended as a reference book and a resource for global tobacco control. Portions of the book may be reproduced for nonprofit, educational and other noncommercial purposes under the doctrine of “fair use.”

Requests for permission to reproduce or translate this publication (whether for sale or for noncommercial distribution) should be addressed to:

American Cancer Society, Inc.  
Legal Department  
1599 Clifton Rd. NE  
Atlanta, GA 30329-4251  
USA  
Phone: (001) 404-320-3333

Electronic copies of this publication are available at [www.who.int](http://www.who.int), [www.uicc.org](http://www.uicc.org), and [www.cancer.org](http://www.cancer.org).

Print copies may be ordered through the US Centers for Disease Control and Prevention by sending a request with mailing address to: [tobaccoinfo@cdc.gov](mailto:tobaccoinfo@cdc.gov).

The designations employed and the presentation of the material in this publication do not imply the expression of any opinion whatsoever on the part of the American Cancer Society, Inc., World Health Organization, or International Union Against Cancer concerning the legal status of any country, territory, city or area or of its authorities, or concerning the delimitation of its frontiers or boundaries. The mention of specific companies or of certain manufacturers' products does not imply that they are endorsed or recommended by the American Cancer Society, Inc., World Health Organization, or International Union Against Cancer. Excepting errors and omissions, the names of proprietary products are distinguished by initial capital letters. The American Cancer Society, Inc., World Health Organization, and International Union Against Cancer do not warrant that the information contained in this publication is complete and correct and shall not be liable for any damages incurred as a result of its use.

The authors alone are responsible for the views expressed in this publication.

# Table of Contents

---

<b>Foreword</b>	5	Bolivia (PAHO)	86
<b>Acknowledgments</b>	6	Bosnia and Herzegovina (EURO)	88
<b>Introduction and Overview of Global Tobacco Surveillance</b>	7	Botswana (AFRO)	90
<b>Methods</b>	13	Brazil (PAHO)	92
<b>Regional Summaries</b>		Brunei Darussalam (WPRO)	94
African Region (AFRO)	27	Bulgaria (EURO)	96
Region of the Americas (PAHO)	32	Burkina Faso (AFRO)	98
Eastern Mediterranean Region (EMRO)	34	Burundi (AFRO)	100
European Region (EURO)	36	Cambodia (WPRO)	102
South-East Asia Region (SEARO)	38	Cameroon (AFRO)	104
Western Pacific Region (WPRO)	41	Canada (PAHO)	106
<b>Country Profiles</b>	45	Cape Verde (AFRO)	108
Afghanistan (EMRO)	46	Central African Republic (AFRO)	110
Albania (EURO)	48	Chad (AFRO)	112
Algeria (AFRO)	50	Chile (PAHO)	114
Andorra (EURO)	52	China (WPRO)	116
Angola (AFRO)	54	Hong Kong (Special Administrative Region of China) (WPRO)	118
Antigua and Barbuda (PAHO)	56	Colombia (PAHO)	120
Argentina (PAHO)	58	Comoros (AFRO)	122
Armenia (EURO)	60	Congo (AFRO)	124
Australia (WPRO)	62	Cook Islands (WPRO)	126
Austria (EURO)	64	Costa Rica (PAHO)	128
Azerbaijan (EURO)	66	Côte d'Ivoire (AFRO)	130
Bahamas (PAHO)	68	Croatia (EURO)	132
Bahrain (EMRO)	70	Cuba (PAHO)	134
Bangladesh (SEARO)	72	Cyprus (EMRO)	136
Barbados (PAHO)	74	Czech Republic (EURO)	138
Belarus (EURO)	76	Democratic People's Republic of Korea (SEARO)	140
Belgium (EURO)	78	Democratic Republic of the Congo (AFRO)	142
Belize (PAHO)	80	Denmark (EURO)	144
Benin (AFRO)	82	Djibouti (EMRO)	146
Bhutan (SEARO)	84	Dominica (PAHO)	148
		Dominican Republic (PAHO)	150

Ecuador (PAHO)	152	Kiribati (WPRO)	226
Egypt (EMRO)	154	Kuwait (EMRO)	228
El Salvador (PAHO)	156	Kyrgyzstan (EURO)	230
Equatorial Guinea (AFRO)	158	Lao People's Democratic Republic (WPRO)	232
Eritrea (AFRO)	160	Latvia (EURO)	234
Estonia (EURO)	162	Lebanon (EMRO)	236
Ethiopia (AFRO)	164	Lesotho (AFRO)	238
Fiji (WPRO)	166	Liberia (AFRO)	240
Finland (EURO)	168	Libyan Arab Jamahiriya (EMRO)	242
France (EURO)	170	Lithuania (EURO)	244
Gabon (AFRO)	172	Luxembourg (EURO)	246
Gambia (AFRO)	174	Madagascar (AFRO)	248
Georgia (EURO)	176	Malawi (AFRO)	250
Germany (EURO)	178	Malaysia (WPRO)	252
Ghana (AFRO)	180	Maldives (SEARO)	254
Greece (EURO)	182	Mali (AFRO)	256
Grenada (PAHO)	184	Malta (EURO)	258
Guatemala (PAHO)	186	Marshall Islands (WPRO)	260
Guinea (AFRO)	188	Mauritania (AFRO)	262
Guinea-Bissau (AFRO)	190	Mauritius (AFRO)	264
Guyana (PAHO)	192	Mexico (PAHO)	266
Haiti (PAHO)	194	Micronesia (Federated States of) (WPRO)	268
Honduras (PAHO)	196	Monaco (EURO)	270
Hungary (EURO)	198	Mongolia (WPRO)	272
Iceland (EURO)	200	Morocco (EMRO)	274
India (SEARO)	202	Mozambique (AFRO)	276
Indonesia (SEARO)	204	Myanmar (SEARO)	278
Iran (Islamic Republic of) (EMRO)	206	Namibia (AFRO)	280
Iraq (EMRO)	208	Nauru (WPRO)	282
Ireland (EURO)	210	Nepal (SEARO)	284
Israel (EURO)	212	Netherlands (EURO)	286
Italy (EURO)	214	New Zealand (WPRO)	288
Jamaica (PAHO)	216	Nicaragua (PAHO)	290
Japan (WPRO)	218	Niger (AFRO)	292
Jordan (EMRO)	220	Nigeria (AFRO)	294
Kazakhstan (EURO)	222	Niue (WPRO)	296
Kenya (AFRO)	224	Norway (EURO)	298

Oman (EMRO)	300	Suriname (PAHO)	374
Pakistan (EMRO)	302	Swaziland (AFRO)	376
Palau (WPRO)	304	Sweden (EURO)	378
Panama (PAHO)	306	Switzerland (EURO)	380
Papua New Guinea (WPRO)	308	Syrian Arab Republic (EMRO)	382
Paraguay (PAHO)	310	Tajikistan (EURO)	384
Peru (PAHO)	312	Thailand (SEARO)	386
Philippines (WPRO)	314	The former Yugoslav Republic of Macedonia (EURO)	388
Poland (EURO)	316	Timor-Leste (SEARO)	390
Portugal (EURO)	318	Togo (AFRO)	392
Puerto Rico (associate Member State) (PAHO)	320	Tokelau (associate Member State) (WPRO)	394
Qatar (EMRO)	322	Tonga (WPRO)	396
Republic of Korea (WPRO)	324	Trinidad and Tobago (PAHO)	398
Republic of Moldova (EURO)	326	Tunisia (EMRO)	400
Romania (EURO)	328	Turkey (EURO)	402
Russian Federation (EURO)	330	Turkmenistan (EURO)	404
Rwanda (AFRO)	332	Tuvalu (WPRO)	406
Saint Kitts and Nevis (PAHO)	334	Uganda (AFRO)	408
Saint Lucia (PAHO)	336	Ukraine (EURO)	410
Saint Vincent and the Grenadines (PAHO)	338	United Arab Emirates (EMRO)	412
Samoa (WPRO)	340	United Kingdom (Great Britain and Northern Ireland) (EURO)	414
San Marino (EURO)	342	United Republic of Tanzania (AFRO)	416
Sao Tome and Principe (AFRO)	344	United States of America (PAHO)	418
Saudi Arabia (EMRO)	346	Uruguay (PAHO)	420
Senegal (AFRO)	348	Uzbekistan (EURO)	422
Serbia and Montenegro (EURO)	350	Vanuatu (WPRO)	424
Seychelles (AFRO)	352	Venezuela (PAHO)	426
Sierra Leone (AFRO)	354	Viet Nam (WPRO)	428
Singapore (WPRO)	356	West Bank and Gaza Strip (EMRO)	430
Slovakia (EURO)	358	Yemen (EMRO)	432
Slovenia (EURO)	360	Zambia (AFRO)	434
Solomon Islands (WPRO)	362	Zimbabwe (AFRO)	436
Somalia (EMRO)	364	<b>Appendix A: Tobacco Control Organizations and Contacts</b>	439
South Africa (AFRO)	366	<b>Appendix B: Legislation</b>	453
Spain (EURO)	368		
Sri Lanka (SEARO)	370		
Sudan (EMRO)	372		



# Foreword

---

*John R. Seffrin*

The American Cancer Society and its editorial partners were extremely gratified at the enthusiastic reception received by the first edition of *Tobacco Control Country Profiles* in Chicago at the 11th World Conference on Tobacco OR Health. In the intervening three years, we have received a continuous stream of requests for additional copies and updates. It is apparent that this first attempt to comprehensively chronicle the tobacco epidemic has filled a serious vacuum in the world's tobacco control armamentarium. Now, we are pleased to offer this revised and updated second edition of the *Tobacco Control Country Profiles*.

The *Tobacco Control Country Profiles* features a comprehensive compilation of statistical information about the world's most significant cancer risk factor: tobacco use. In the United States, tobacco causes 30% of cancer deaths among men and women. As the tobacco industry intensifies its marketing strategies in developing countries, the proportion of tobacco-attributed deaths worldwide continues to increase. The *Tobacco Control Country Profiles* is one element in a growing global information system to monitor the pandemic and support international tobacco control efforts.

The *Tobacco Control Country Profiles* reflects a high degree of cooperation and collaboration between hundreds

of tobacco control advocates around the world who contributed time, expertise, and information to revise this reference book and further develop emerging global information systems for tobacco control. We are grateful to the many dedicated advocates worldwide who share the American Cancer Society's commitment to fighting the global smoking pandemic.

It is our hope that momentum against tobacco use will continue to grow as a result of the partnerships formed at the 12th World Conference on Tobacco or Health and that this resource will aid all countries in vigorously pursuing the global tobacco policy recommendations set forth in the Framework Convention on Tobacco Control. Progress in decreasing tobacco-related morbidity and mortality worldwide will require people of every nation to look beyond geographic borders to support a global alliance against the predations of the tobacco industry.



John R. Seffrin, PhD  
Chief Executive Officer  
American Cancer Society

health partners, l.l.c.  
— promoting health, providing care —

# Acknowledgments

---

This publication was prepared under the general direction of the American Cancer Society's Department of Epidemiology and Surveillance Research, headed by Dr. Michael J. Thun. Dr. Omar Shafey, Manager of International Tobacco Surveillance, supervised compilation and editing of this second edition of the *Tobacco Control Country Profiles* (the *Profiles*), supported by many members of the Surveillance Research Branch. Ms. Suzanne Dolwick managed and maintained all *Profiles* databases, conducted the epidemiological review of all smoking prevalence surveys and validated all data on tobacco control legislation. This second edition of the *Profiles* is built on the solid foundation provided by the editors of the first edition; Ms. Marlo Corrao, Mr. G. Emmanuel Guindon, Ms. Namita Sharma, and Ms. Dorna Shokoohi.

Dr. Elizabeth Ward, Dr. Vilma Cokkinides, and Dr. Ahmedin Jemal provided technical advice and consultation in epidemiologic and statistical analyses. Mr. Taylor Murray calculated estimated tobacco-related mortality rates from data provided in the World Health Organization (WHO) Mortality Database, as well as providing vital assistance with overall *Profiles* database management. Ms. Lisa Marie Morgan, Ms. Katherine Carter Wheeler, and Ms. Sampada S. Deshpande contributed invaluable support in data abstraction, data entry, data verification, manuscript review and document management. Mr. Jayson Crump and Mr. Jeff Clements provided computer and library support, respectively. Ms. April Still, Ms. Kathryn O'Brien and Ms. Cheryl Cardinez assisted with proofreading the final manuscript. Ms. Susan Summers and Ms. Dana Russotto provided oversight for monograph design, typesetting, and production. Ms. Janet Weaver of JMW Graphic Design, Inc. provided typesetting services.

The American Cancer Society gratefully acknowledges ongoing support from its primary collaborators: WHO, International Union Against Cancer (UICC), the Centers for Disease Control and Prevention (CDC), and World Bank

Group. The Tobacco Free Initiative (WHO), managed by Ms. Vera Luiza da Costa e Silva, and the Office on Smoking and Health (CDC) directed by Dr. Rosemarie Henson, provided in-kind data and personnel support to the project. Mr. G. Emmanuel Guindon of the Tobacco Free Initiative prepared all sociodemographic, economic, agricultural, and trade data included in the *Profiles* and he served as the liaison between the American Cancer Society and WHO Regional Offices. Dr. Kate Strong and Ms. Jaclynn Lippe shared smoking prevalence data from the WHO Non-Communicable Disease (NCD) Database. Review and verification of country data, as well as the preparation of regional summaries, was supervised by Dr. Charles Maringo, Ms. Karen Klimowski, Dr. Armando Peruga, R. Jaime Perez-Martin, Ms. Heather Selin, Dr. Fatimah M S El-Awa, Dr. Haik Nikogosian, Ms. Ionela Petrea, Dr. Sawat Ramaboot, Dr. Khalilur Rahman, Dr. Harley Stanton, and Dr. Annette David, Tobacco Free Initiative advisors with the six WHO Regional Offices.

Mr. Ruben J. Israel and Ms. Isabel Mortara facilitated electronic dissemination of the *Profiles* over the UICC network. The American Cancer Society also acknowledges Ms. Namita Sharma Joshi, Ms. Sandy Althomsons, Ms. Pat McCarty, Ms. Rose Nathan, Ms. Anna Schechter, and Ms. Allison MacNeil of CDC's Office on Smoking and Health for their assistance, including facilitating the exchange of legislative and other essential data between the CDC and the American Cancer Society. Joy DeBeyer at World Bank Group shared economic data and Judith Mackay with Asian Consultancy on Tobacco Control provided access to her tobacco surveillance databases. Dr. Richard Peto and Dr. Jill Boreham at Oxford University's Clinical Trial Service Unit shared updated tobacco-attributed mortality estimates for developed countries. Many other dedicated tobacco control advocates around the world, too numerous to mention by name, provided feedback and support for the publication of this second edition of the *Profiles*.

# Introduction and Overview of Global Tobacco Surveillance

Michael J. Thun, Vera Luiza da Costa e Silva

This second edition of *Tobacco Control Country Profiles* (the *Profiles*) provides updated information on tobacco production, trade, consumption, legislation, and disease burden for each of 196 countries and territories worldwide. Collectively these country profiles present a composite picture of the status of the tobacco pandemic in the early 21st century. They also illustrate strengths of the current system of global tobacco surveillance and future challenges that must be confronted to improve this system. An important strength in compiling the national profiles has been the collaborative efforts of the American Cancer Society and the World Health Organization (WHO Headquarters and regional offices) together with the activities in international tobacco surveillance of the Centers for Disease Control and Prevention (CDC), World Bank, and numerous tobacco control advocates worldwide. The *Profiles* represent the collective work of many people who contribute to global tobacco surveillance. The monograph will be disseminated in hard copy at the 12th World Conference in Helsinki and electronically through GLOBALink in conjunction with the International Union for the Control of Cancer (UICC).

The future challenge of global tobacco surveillance is to develop systems that will provide timely, reliable, and readily analyzable information on key indices of the tobacco problem to health workers in countries and regions worldwide. Much progress is being made in creating a decentralized surveillance system with greater capacity in the WHO regional offices, as discussed below. This is critical to improve the quality and availability of national and regional surveillance data on tobacco. Ultimately, such systems must provide timely and relevant evidence to support control programs that are truly effective in reducing tobacco use.

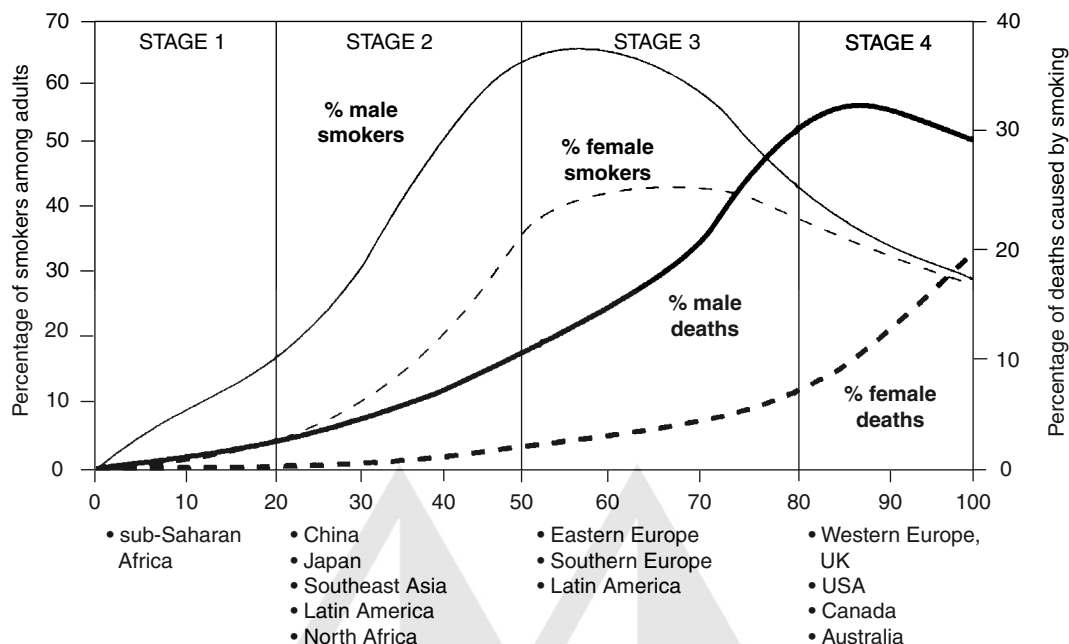
**Magnitude of the pandemic:** The profiles for individual countries are best understood within the larger context of the evolving global pandemic of tobacco dependence and resultant diseases. More data are currently available on the use of cigarettes and other smoked products than on smokeless tobacco. Worldwide, approximately 1.3 billion people currently smoke cigarettes or other products (almost one billion men, 250 million women).<sup>1</sup> With the decline in tobacco use in many industrialized countries, the geography of smoking continues to shift from the developed to the developing world. In 1995, more smokers lived in low- and middle-income countries (933 million) than in high-income countries (209 million).<sup>2</sup> About 35% of men in developed

countries smoke, compared with almost 50% of men in developing nations and almost two-thirds of Chinese men. The global burden of deaths from smoking, which lags behind trends in cigarette consumption by 30-60 years, is also increasing even more rapidly in economically developing than in developed countries. An estimated 4.9 million premature deaths from smoking occurred in the year 2000,<sup>3</sup> approximately evenly divided between the industrialized and developing world.<sup>3</sup> More than 600,000 of these smoking-attributable deaths occur in China alone. If current smoking patterns continue, deaths from smoking in Asia – home to a third of the world's population – are expected to increase by 2020 to 4.9 million annually.<sup>4</sup> In 2020 the global burden is expected to exceed nine million deaths annually,<sup>4</sup> with seven million of these occurring in economically developing countries.<sup>5</sup> Global estimates of the number of deaths from smokeless tobacco products are less secure, but are approaching 100,000 deaths annually from oral cancer in southern Asia.<sup>6</sup> Of everyone alive today, an estimated 500 million people will eventually be killed by tobacco.<sup>4</sup>

**Conceptual framework of the evolving epidemic:** With respect to cigarette smoking, the conceptual framework that links the various stages of the tobacco epidemic into a continuum, rather than a series of isolated events is the WHO model of the four stages of the evolving epidemic (Figure 1). The power of this model, originally proposed by Lopez, et al.,<sup>7</sup> is that it allows virtually every country to find itself in relation to the larger pandemic. It also illustrates the connection between the indices used to monitor the epidemic in a particular country and the natural evolution involving tobacco marketing, dependence on manufactured cigarettes, and ultimately the disease burden caused by these products within and across countries.

Stage 1 of the WHO paradigm is characterized by a low prevalence (below 20%) of cigarette smoking, principally limited to males, with as yet no apparent increase in lung cancer or other chronic diseases caused by smoking. This stage encompasses many countries in sub-Saharan Africa that have not yet been drawn into the global tobacco economy, but that are vulnerable to the growth and changing strategic initiatives of transnational tobacco companies. Stage 2 of the epidemic is characterized by increases in smoking prevalence to above 50% in men, early increases in cigarette smoking among women, a shift towards smoking initiation at younger ages, and an increasing burden of lung

**Figure 1. Four Stages of the Tobacco Epidemic**



Source: Lopez AD, Collishaw NE, and Piha T. (1994). A descriptive model of the cigarette epidemic in developed countries. *Tobacco Control* 3: 242-247. Reproduced by permission of BMJ Publishing Group.

cancer and other tobacco-attributable disease in men. Many countries in Asia, North Africa, and Latin America fit this pattern. Tobacco control activities are usually not well developed, the health risks of tobacco are not well understood, and there is relatively low public and political support for the implementation of effective tobacco control policies.

Stage 3 of the epidemic is characterized by a marked downturn in smoking prevalence among men, a more gradual decline in women, and convergence of male and female smoking prevalence. Paradoxically, the burden of smoking-attributable disease and death continues to increase. At this stage, smoking attributable deaths comprise 10% to 30% of all deaths, about three quarters of these being in men. Many countries in Eastern and Southern Europe are currently at this stage of the epidemic. Health education about the diseases caused by smoking begins to decrease public acceptance of smoking, especially among more educated subgroups of the population.

Stage 4 of the epidemic is characterized by a marked downturn in smoking prevalence in both men and women. Deaths attributable to smoking among men peak at 30% to 35% of all deaths (40% to 45% of deaths in middle aged men) and subsequently decline. Among women, smoking-attributable deaths rise to about 20 to 25% of all deaths. Industrialized countries in Northern and Western Europe, North America, and the Western Pacific region are generally in or approaching this stage. However, even these countries

vary considerably in their progress against tobacco and in their ability to sustain national commitment to reduce tobacco use.

Not all countries in the world follow the WHO model of the tobacco epidemic in every detail. In China, for example, the prevalence of smoking among women has remained below 5% despite a high prevalence of cigarette smoking among men for several decades. In Thailand, per capita cigarette consumption decreased by over 30% from 1996 to 2000, due to national policies that ban cigarette marketing and discourage smoking. Nonetheless, the WHO paradigm is useful in characterizing the progression of the epidemic in most countries and in illustrating its deadly and protracted course, if not interrupted by effective national and international tobacco control policies.

**Evidence of some progress in tobacco control:** Despite the bleak statistics of the global tobacco pandemic, some surveillance measures reflect encouraging trends in international tobacco control. Per capita cigarette consumption continues to decrease in many industrialized countries, especially in countries at Stage 3 or 4 of the epidemic where tobacco control efforts have strengthened over several decades. Figure 2 illustrates that the average per capita consumption (estimated as (production + imports – exports) ÷ population age > 15 years) in the WHO Pan-American region has approximately halved during the interval 1975 to 2000. Much of this decline occurred in the United States and

Canada, where popular support for clean indoor air laws, increases in cigarette excise taxes, counter-advertising, and other components of comprehensive tobacco control have discouraged smoking initiation by adolescents and reduced consumption among addicted smokers.

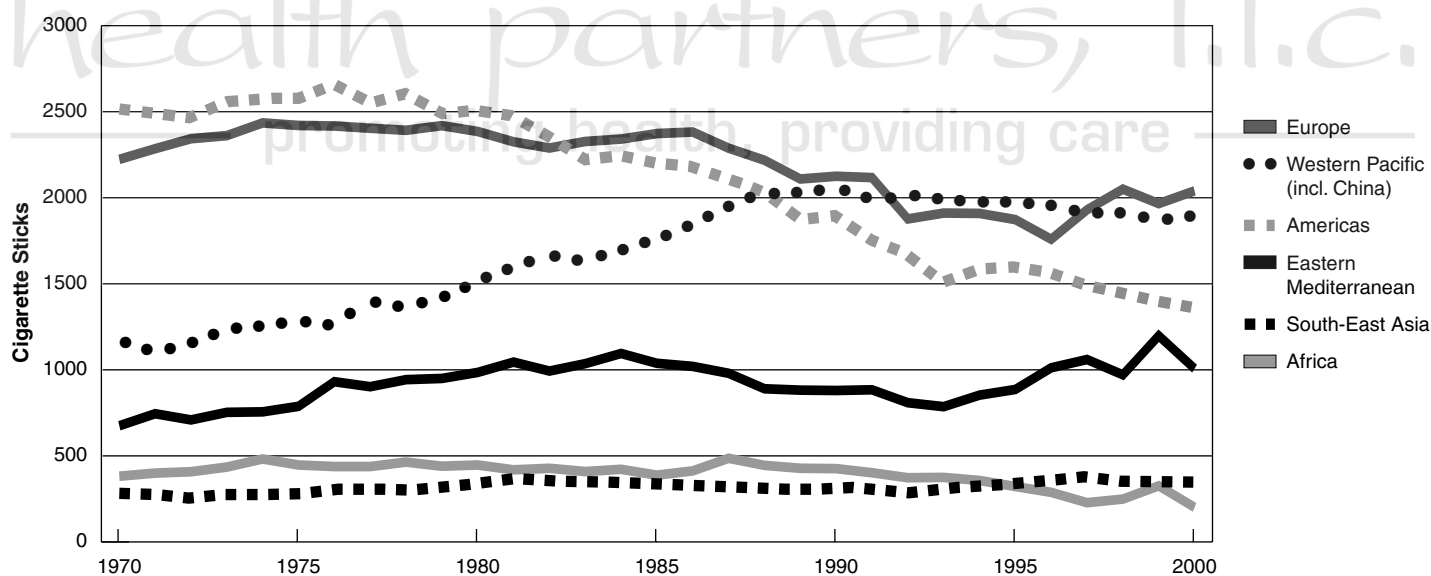
Per capita cigarette consumption has also decreased gradually in the Western Pacific region since 1987, reflecting continuing long-term decreases in Australia and New Zealand and more recent declines in China and the Republic of Korea. Recent trends show a decrease in consumption in some European countries (Austria, Croatia, France, Greece, Iceland, Poland, Slovenia, and the United Kingdom) but an increase in others (Bulgaria, Italy, Netherlands, Serbia and Montenegro, Spain, and the Russian Federation). The upturn in average per capita consumption that occurred after 1996 in the European Region occurred not only because of increases in smoking and improvements in measuring smoking in Eastern European countries but also because of increasing consumption in several Western European countries. Per capita consumption varies widely across Western Europe. In the year 2000, the highest per capita consumption estimates in the world were from Bulgaria, Japan, Greece and the Netherlands, followed closely by the Russian Federation, Spain and Switzerland. In contrast, the per capita consumption estimates for Azerbaijan, Norway, and Uzbekistan were in the lowest decile of countries for which these data are available.

Estimates of per capita tobacco consumption are a useful component of tobacco surveillance in that they reflect historical trends in smoking over a longer time period and in more

countries than do prevalence surveys. Limitations of the sales-weighted estimates of tobacco consumption are that they do not indicate who is smoking the cigarettes and may be distorted by cigarette smuggling or other trade anomalies. However, anomalous trends in per capita consumption, cigarette sales, imports, and/or exports may draw attention to problems of cigarette smuggling.<sup>8</sup> For example, countries such as Bosnia and Herzegovina, Brunei, Croatia, Cyprus, Lebanon, Republic of Korea, and the United Arab Emirates report cigarette imports that far exceed the combination of exports and plausible domestic consumption, suggesting the need for controls to ensure that these products are not shipped illegally to other markets.

**Measures of smoking initiation among adolescents:** Much progress has been made in collecting standardized data on tobacco use among adolescents, a critical indicator of the initiation of tobacco use and harbinger of future trends in the prevalence of tobacco dependence among adults. In most countries the great majority of smokers begin to use tobacco before age 18 years.<sup>9,10</sup> Therefore, the prevalence of smoking and other forms of tobacco use among adolescents provides a sensitive measure of the initiation of tobacco dependence, provided that the survey methods are standardized to allow valid comparisons over time. A major initiative by the Global Youth Tobacco Survey (GYTS) Collaborative Group<sup>10</sup> is administering confidential, self-administered school-based questionnaires to monitor tobacco use by adolescents, age 13-15 years in approximately 150 countries. More than one million students have already completed GYTS surveys, which provide the data on tobacco use among adolescents

Figure 2. Average per capita cigarette consumption in persons age ≥15 years by WHO region



Source: United Nations Statistics Division. (2003). Commodity Trade Statistics Database.

for 51 countries in this monograph. Surveillance using GYTS promises to be a relatively inexpensive and effective approach for measuring youth tobacco exposure.<sup>10</sup>

Currently, longitudinal data on tobacco use among adolescents are available for only a few economically developed countries. An encouraging decrease in cigarette smoking among adolescents occurred in the United States between 1997 and 2001 (Figure 3), based on nationally representative surveys of high school students participating in the Youth Risk Behavioral Surveillance System (YRBSS).<sup>11</sup> The prevalence of smoking during the preceding 30 days decreased between 1997 and 2001 among males and females in each of the three largest racial and ethnic subgroups. This decrease occurred despite major increases in expenditures on tobacco promotion by the tobacco industry. This encouraging trend indicates that it is possible to reduce smoking initiation by adolescents if tobacco control measures that are known to be effective are actually implemented.

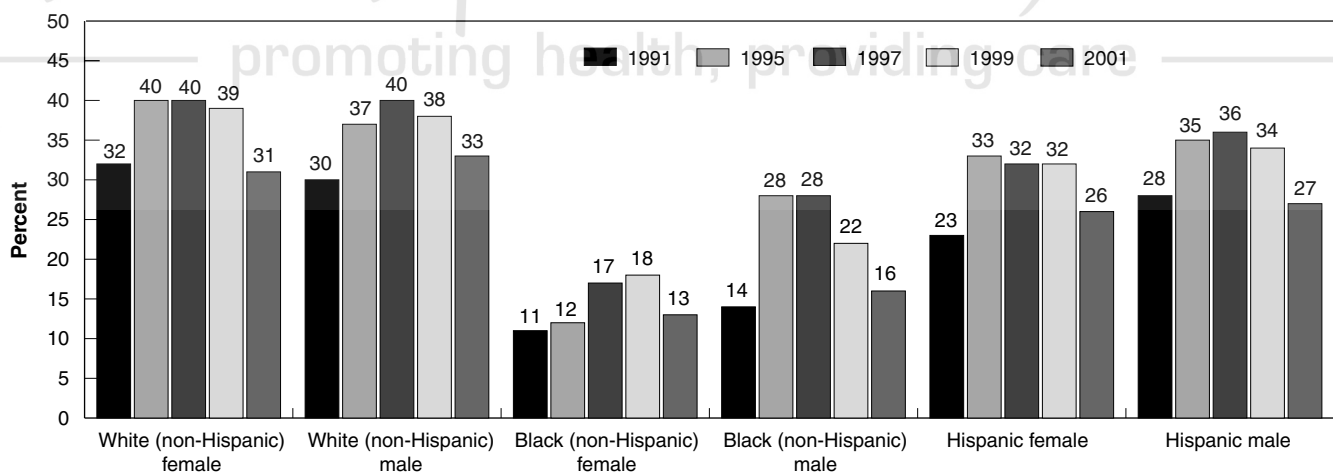
In contrast, Figure 4 illustrates that lifetime smoking prevalence among 15-16 year olds increased significantly from 1995 to 1999 in ten of the 23 countries that participated in the European School Survey Project on Alcohol and Other Drugs (ESPAD)<sup>12</sup> in both years. Lifetime prevalence was defined as reporting the use of cigarettes at least 40 times. Tobacco use among adolescents is believed to be increasing in many other countries. Over the next five years, countries that periodically measure various forms of tobacco use among adolescents through GYTS will be able to evaluate longitudinal trends.

**Tobacco use among women:** The global prevalence of tobacco use is substantially higher in men (47%) than in women (12%),<sup>13</sup> reflecting the traditionally low prevalence of

female smoking in many developing countries. However, the tobacco industry has targeted women in promotional strategies,<sup>14</sup> calculating that the large population of women who do not use tobacco represent a vast untapped market for tobacco.<sup>15</sup> The themes of tobacco marketing to women typically associate smoking with feminism, sophistication, weight control, and Western-style independence.<sup>14</sup> The rapid increase in smoking prevalence that occurred among women in Spain, Italy, and Greece since the 1970s,<sup>16</sup> decades after the increase in female smoking in other Western countries, demonstrates that cultural prohibitions against tobacco use by women can be eclipsed by social change and aggressive tobacco marketing aimed at women. Recent increases in female smoking prevalence have been reported from Cambodia and Malaysia<sup>17</sup> and Bangladesh.<sup>18</sup> Adult smoking prevalence is actually higher in women than men in five countries: the Cook Islands, Nauru, Norway, Papua New Guinea, and Sweden. In the 1999 ESPAD survey of 15-16 year old school children, girls were more likely than boys to report having smoked at least 40 times in their lifetime in eight countries (Bulgaria, Denmark, Ireland, Italy, Malta, Norway, Slovenia, and the United Kingdom) of the 23 participating.<sup>12</sup> A more typical pattern among adults has been the convergence of male and female smoking prevalence occurring in many countries in Europe and North America.<sup>16</sup>

**Other leading indicators in tobacco surveillance:** Other leading indices that reflect critical transitions in tobacco usage or expansion of the tobacco economy in particular countries concern patterns of tobacco use among health professionals and trends in tobacco cultivation, processing, and/or manufacture. Doctors and other health professionals are generally quick to initiate regular cigarette

Figure 3. Prevalence of cigarette smoking in the last 30 days among high school students in the US, 1991-2001



Source: Youth Risk Behavioral Surveillance System, 1991, 1995, 1997, 1999, 2001, National Center for Chronic Disease Prevention and Health Promotion, Centers for Disease Control and Prevention.

Reprinted from *Cancer Prevention & Early Detection Facts and Figures, 2003*, American Cancer Society.

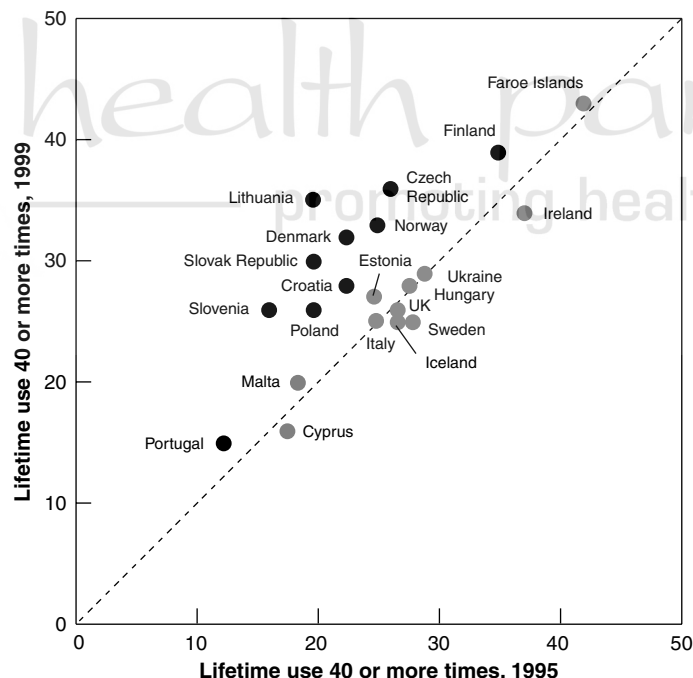
smoking in Stage 1 or 2 of the epidemic, but later become leaders in smoking cessation and in the dissemination of information about the adverse health effects of tobacco use. Through the Tobacco Free Initiative and with the support of the CDC, WHO has collaborated with the World Medical Association and the International Council of Nurses to develop a standardized survey instrument that monitors the prevalence of tobacco use and the knowledge, attitudes, and behaviors of health professionals (especially general practitioners) regarding tobacco. The survey is intended to guide the development of appropriate control strategies for both caregivers and their patients. Initial data collection has been completed in Bahrain, Iran, Kuwait, Oman, and the Republic of Korea. In three countries, Kuwait, Republic of Korea, and Bahrain, analyses have been completed and the reports are being disseminated and publicized through mass media.

Another indicator that reflects strategic initiatives by the transnational tobacco companies, in conjunction with national and local governments, involves trends in tobacco cultivation, processing, and/or and manufacture. Table 1 lists countries in which the acreage devoted to tobacco cultivation increased by more than 20% between 1970 to 2000. Although investments in tobacco production may be seen by local political leaders as providing a short term economic benefit, such investments ultimately displace other, less destructive economic activities, and strengthen and entrench the political base for a tobacco economy.

**Table 1. Countries in which the number of hectares devoted to tobacco cultivation increased by more than 20% from 1970 to 2000**

	1970	2000
<i>Africa:</i>		
Zimbabwe	43,668	90,769
Malawi	41,354	118,752
Tanzania	17,500	44,000
Ghana	1,630	4,500
Rwanda	1,100	2,800
Niger	720	6,200
Kenya	500	14,160
Mali	87	372
Chad	12	145
<i>America Region:</i>		
Brazil	245,207	309,989
Honduras	4,493	11,214
Guatemala	4,150	8,374
Panama	730	1,100
Uruguay	481	830
Haiti	150	400
<i>Other:</i>		
China	394,053	1,441,537
Malaysia	3,237	9,129
Syrian Arab Republic	10,212	16,726

**Figure 4. Comparison of cigarette smoking among students age 15-16 years in 1995 and 1999 in selected countries. Countries above the dotted line experienced increases in smoking prevalence.**



Source: European School Survey Project on Alcohol and Other Drugs.  
<http://www.ipdt.pt/investigacao/esp99/indice.htm>

**Future directions of global tobacco surveillance:** Article 20 of the draft WHO Framework Convention on Tobacco Control specifies that parties are obligated to establish, as appropriate, programs for national, regional, and global surveillance of the magnitude, patterns, determinants, and consequences of tobacco consumption and exposure to tobacco smoke. This involves the development of effective national and regional systems for the epidemiological surveillance of tobacco. It also involves the integration of such programs into global efforts to facilitate the exchange of information, and to analyze and disseminate surveillance data regarding tobacco.

Substantial efforts are underway to strengthen the infrastructure of global tobacco surveillance through the regional WHO offices. Local tobacco control advocates at the grassroots level provide the underlying momentum for this work. Training programs led by the CDC and WHO have greatly improved the quality, standardization, and potential availability of data on tobacco use by adolescents. The expertise developed to collect, analyze, and report data on youth tobacco use will facilitate the collection and analysis of other kinds of surveillance data. The development of strong and effective partnerships within countries will strengthen the local capacity for tobacco control. Passage of the draft WHO Framework Convention on Tobacco Control will provide continuing opportunities for grassroots involvement in monitoring overt and covert violations of the convention regarding tobacco marketing.

It is also essential that current surveillance data on tobacco consumption and trade continue to be available electronically for broad use. The first edition of this monograph was posted online through the National Tobacco Information Online System (NATIONS), previously maintained by the CDC. Possibilities are being explored by WHO to integrate NATIONS into the WHO Statistical Information System (WHOSIS). The international data will become increasingly useful as standardized and longitudinal information become available from more countries, allowing the analysis of time trends within countries and valid regional comparisons. The electronic database could also be enhanced by providing more timely economic data on tobacco cultivation, manufacture, imports, and exports, thus alerting tobacco control workers to problems from smuggling, investments in the tobacco economy, and trends in cigarette consumption.

---

## References

1. Guindon GE, Boisclair D. (2003). Past, current, and future trends in tobacco use. Vol 2003: The World Bank. Available at URL: <http://www1.worldbank.org/tobacco/publications.asp>
2. Jha P, Chaloupka F. (2000). The economics of global tobacco control. *Br Med J* 321:358-61.
3. World Health Organization. (2000). Health and Health Behaviour among Young People. In Currie C, Hurrelmann K, Settertobulte W, Smith R, Todd J, editors. Copenhagen, Denmark: World Health Organization Regional Office for Europe.
4. Peto R, Lopez A. (2001). Future worldwide health effects of current smoking patterns. In Koop CE, Pearson CE, Schwartz MR, editors. *Critical Issues in Global Health*. San Francisco: Jossey-Bass.
5. Mackay J, Eriksen M. (2002). The Tobacco Atlas. Geneva: World Health Organization.
6. Ezzati M, Lopez AD. (2003). Mortality attributable to smoking: global estimates for 2000. *Lancet*; *In review*.
7. Lopez A, Collishaw N, Piha T. (1994). A descriptive model of the cigarette epidemic in developed countries. *Tobacco Control* 3: 242-7.
8. Shafey O, Cokkinides VE, Cavalcante TM, Teixeira M, Vianna C, Thun M. (2002). Case studies in international tobacco surveillance: cigarette smuggling in Brazil. *Tobacco Control* 11: 215-9.
9. U.S. Department of Health and Human Services. (1994). *Preventing Tobacco Use Among Young People: A Report of the Surgeon General*. Atlanta, Georgia: U.S. Department of Health and Human Services, Public Health Service, Centers for Disease Control and Prevention, National Center for Chronic Disease Prevention and Health Promotion, Office on Smoking and Health.
10. Global Youth Tobacco Collaborative Group. (2002). Tobacco use among youth: a cross country comparison. *Tobacco Control* 11: 252-70.
11. Centers for Disease Control and Prevention. (2002). Trends in cigarette smoking among high school students – United States, 1991-2001. *MMWR Morb Mortal Wkly Rep* 2002; 51: 409-412.
12. Swedish Council for Information on Alcohol and Other Drugs. (2000). The 1999 ESPAD Report. Vol 2003: The Swedish Council for Information on Alcohol and Other Drugs.
13. Gajalakshmi CK, Jha P, Ransom K, Ngyyen S. (2000). Global patterns of smoking and smoking-attributable mortality. In Chaloupka F, (Ed.). *Tobacco Control in Developing Countries*. Oxford: Oxford University Press.
14. Samet J, Yoon Se. (2001). *Women and the Tobacco Epidemic*. Geneva: World Health Organization.
15. Kaufman NJ, Nichter M. (2001). The marketing of tobacco to women: global perspectives. In Samet JM, Yoon S-Y (Eds). *Women and the Tobacco Epidemic: Challenges for the 21st Century*. Geneva: World Health Organization. pp. 69-98.
16. Forey B, Hamling J, Lee P, Wald N. (2002). *International Smoking Statistics: A collection of historical data from 30 economically developed countries*. 2nd ed. London: Oxford University Press.
17. South East Asia Tobacco Control Alliance. (2002). *Women and Tobacco*. Tobacco Free Asia.
18. WHO South-East Asia Regional Office. (2003). *Womens' health in South-East Asia, Tobacco use*. World Health Organization South-East Asia.

health partners, l.l.c.  
— promoting health, providing care —



# Methods

Omar Shafey, G. Emmanuel Guindon

“BE IT RESOLVED, that each country work to ensure continued updating of “tobacco control country profiles” to create benchmarks and milestones for strategic planning, as well as to measure forward global movement in countering the tobacco epidemic”

– 11th World Conference on Tobacco OR Health. Chicago, August 2000.<sup>1</sup>

## Monitoring the Tobacco Epidemic: Past, Present, and Future

Article 20 of the draft World Health Organization (WHO) Framework Convention on Tobacco Control calls for nations to “establish progressively a national system for the epidemiological surveillance of tobacco consumption and related social, economic and health indicators” and “to cooperate with competent international organizations to progressively establish and maintain a global system to regularly collect and disseminate information on tobacco production, manufacture and the activities of the tobacco industry which have an impact on the Convention or national tobacco control activities.”<sup>2</sup>

The *Tobacco Control Country Profiles* (the *Profiles*) strives to fulfill this need for international tobacco surveillance to support global tobacco control. This second edition of the *Profiles* updates the first edition published in 2000 and the 1997 WHO publication, *Tobacco or Health: A global status report*.<sup>3,4</sup> The *Profiles* complements the 2002 WHO publication, *The Tobacco Atlas*, and supports evolving online surveillance systems, such as the National Tobacco Information Online System (*NATIONS*), UICC GLOBALink, and WHO TFI online country profiles.<sup>5-8</sup>

The *Profiles* presents selected tobacco surveillance measures to describe the current tobacco situation in 196 countries and territories around the world; 192 WHO Member States, two WHO associate Member States (Puerto Rico and Tokelau), Hong Kong (Special Administrative Region of China), and the West Bank and Gaza Strip (presented together). The *Profiles* has two overall objectives. First, it provides government and nongovernmental organizations with an updated, standardized reference source for information about tobacco and its use in their countries and territories. Second, it identifies gaps requiring further research attention. Gaps in the data highlight priority areas for future surveillance.

## Methods

The *Profiles* organizes each country profile into five categories: sociodemographic situation, smoking prevalence, tobacco economy, smoking-related disease impact, and

tobacco control regulation. The data, current as of May 2003, are compiled from numerous national and international sources, including databases maintained by WHO TFI Geneva, WHO Regional Offices, United Nations Statistics Division (UNSD), World Bank Group, national government agencies, such as the United States Department of Agriculture (USDA), national Ministries of Health and statistical offices, and non-governmental institutions, such as academic researchers, public health organizations, and tobacco control advocates.

For some countries, data in one or more of the *Profiles*' five categories are incomplete or missing. A short line (–) at an entry signifies that data were unavailable for inclusion in the monograph. For some indicators, such as smoking prevalence and national legislation, different sources provide contradictory data. Conflicting data were reconciled by consultation with WHO TFI, respective WHO regional offices, WHO country focal points, and/or other experts. Although data quality and availability vary by region and country, the *Profiles* databases are continuously updated and revised as new data become available. Readers are encouraged to contribute updated information to WHO.<sup>9</sup>

## Structure of the Monograph

The methods section provides readers with guidance for navigating the monograph, to reproduce data calculations, and to locate the primary and secondary references for the data in the country profiles. The methods section is divided into five sub-sections, corresponding to the five data categories in the *Profiles*. The sub-sections describe each tobacco surveillance indicator and the methods and sources used to collect the data.

Following the methods section, six tobacco control experts representing each WHO Regional Office provide summaries of regional tobacco consumption trends, health outcomes and tobacco control prospects. The six WHO regions are the African Region, the Region of the Americas, the Eastern Mediterranean Region, the European Region, the South-East Asia Region, and the Western Pacific Region. Countries and territories for each region are listed in the Table of Contents. Each regional summary includes a tobacco

surveillance summary, a discussion of recent tobacco control activities and a description of future challenges.

Two appendices to the monograph supplement the individual country profiles. Appendix A is a directory of WHO Regional Offices, country focal points and WHO collaborating centers. Appendix B contains detailed information about national tobacco control laws and regulations cited in the country profiles. The name of the law, the source of the information about the law, and a brief description of the law are included, when available.

## Sociodemographic Situation

**Population.** Population data for each nation by age and sex are presented for the years 1995, 2000, 2025, and 2050. Figures in the table are expressed in millions (1,000,000) and the data are divided into two age groups: “All adults” (persons age 15 years and older) and “All youth” (persons under age 15 years old). The number of females is shown under the total for each population group. Figures for the years 2025 and 2050 are projections generated by the UN Population Division (UNPD) and provided in the 2000 revision of “World Population Prospects: 1950-2050.”<sup>10</sup>

The UNPD prepares population figures biennially for most countries to provide a consistent set of population data for UN program planning and activities. The UNPD population database does not include 19 countries and territories monitored in the *Profiles*. Population data for Andorra, Antigua and Barbuda, Cook Islands, Dominica, Grenada, Kiribati, Marshall Islands, Monaco, Nauru, Niue, Palau, San Marino, Sao Tome and Principe, Seychelles, St. Kitts and Nevis, St. Vincent and the Grenadines, Tokelau, Tonga, and Tuvalu are drawn from the United Nations Food and Agriculture Organization population database.<sup>11</sup>

**Real Gross Domestic Product.** Real gross domestic product (GDP) per capita derived from purchasing power parity calculations (PPP) is presented for the years 1975, 1980, 1985, 1990, 1995, and 2000.<sup>12</sup>

GDP measures the total value of all final goods and services intended for use within the domestic territory of a given country during a single year. GDP per capita is a measure of this output per person. GDP per capita serves as an estimate of a nation’s standard of living and is usually correlated with other qualitative standard of living measures, such as health status and literacy rates (although these measures are not themselves components of the GDP computation). Increasing GDP per capita over time suggests improving national economic health which is likely to result in increased access to health care, public education, and other services. GDP figures derived from PPP calculations use standardized international dollar price weights rather than conversions at

official currency exchange rates and provide a better comparison of economic health among countries. PPP adjusts output according to variations in spending power. For instance, \$1,000 converted at PPP rates will purchase the same amount of goods and services in the United Kingdom as it purchases in Austria. Conversely, GDP data derived from conversions at official currency exchange rates can fluctuate as a result of domestic and international financial events that are mostly unrelated to the domestic output of goods and services.

Other sociodemographic indicators relevant to the assessment of tobacco use include life expectancy, literacy rates, labor force structure, and human development indexes.<sup>13</sup> Data related to these indicators are not presented in the *Profiles*. Readers may wish to refer to the WHO country profiles, United Nations Statistics Division country profiles, the United Nations’ *Human Development Report*, World Bank country data, and/or other references to augment the sociodemographic profiles presented in this monograph.<sup>14-17</sup>

## Smoking Prevalence

Because cigarette smoking is the most common mode of tobacco consumption in most countries, smoking prevalence is a useful measure of the extent of the tobacco epidemic. Each country profile includes the most recent available data on the prevalence of tobacco or cigarette smoking by gender among adults, youth, and health professionals (physicians, nurses, and/or medical students). Smoking prevalence refers to the proportion (expressed as a percent) of smokers in a study population. The age range defining “adult” and “youth” and the calendar year of the survey appear in the title of each table. Footnotes under the prevalence tables provide further detail about the definition of “smokers,” geographic area (if not nationally representative), and the source citation. Citations to original sources are provided so that readers may reference primary publications for complete study details.

Direct comparison of smoking prevalence rates reported in different countries may be difficult because different studies, even if conducted in the same year, tend to use different methods for sampling study populations and defining smoking behavior. Except in cases where a standardized survey instrument is deployed in several countries, as in the Global Youth Tobacco Survey (GYTS), directly comparing smoking prevalence rates derived from different studies requires careful consideration.<sup>18</sup>

The following questions should be considered when evaluating the comparability of smoking prevalence surveys:

- What type of tobacco do respondents report smoking?
- What frequency of smoking defines a “smoker?”

- What is the age range defining “adult” and “youth” and how were the respondents selected?
- Where was survey conducted? Was the survey conducted throughout the country or territory?

When available, surveys using WHO’s standard definitions of smoking were selected for inclusion in the *Profiles* to increase comparability between studies. WHO guidelines state that respondents who report smoking at the time of the survey, or “current smokers” should be further categorized as “daily” or “occasional” smokers. “Daily” smokers are defined as individuals who smoke any tobacco product at least once a day, including those who smoke everyday except days of religious fasting. “Occasional” smokers are individuals who smoke any tobacco product, but not every day.<sup>19</sup>

Surveys vary in their ability to describe an entire nation’s smoking behavior depending on the sample design. The most reliable estimates of smoking prevalence come from population-based, cross-sectional surveys because they are most representative of the country’s population at a given point in time. Specific criteria were established for including smoking prevalence data in the *Profiles*, based on the principles of survey research. Priority was given to the most current and nationally representative estimates of smoking prevalence for each country’s adult, youth, and health professional populations.

Smoking prevalence studies were collected from several sources, including articles and reports from the peer-reviewed medical and scientific literature, WHO sources, Ministries of Health, national statistical offices, and tobacco control organizations. Inclusion criteria for consideration of prevalence surveys required the following minimum information: 1) date of the survey or its publication, 2) characteristics of the respondents (age and/or gender distribution), 3) details about sampling techniques and data collection, and 4) some description of the questions used in assessing smoking behavior. If several studies from the same country met these criteria, they were ranked by geographic coverage (national, regional, or other), date of the study, sample size, response rates, and methods. The most current and representative studies of smoking prevalence were selected for inclusion in the *Profiles*. For a small number of countries, no surveys met the inclusion criteria. In those cases, the best available information on smoking prevalence is provided.

Table 1 lists the countries and territories for which smoking prevalence information was available and the year in which the data were collected. Italicized years denote the publication year instead of the survey year.

**Table 1. Years of smoking prevalence statistics in the *Profiles***

Countries and Territories	Adult	Youth	Health Professional
Afghanistan	–	–	–
Albania	1999-2000	1990-1991	2000
Algeria	1997-1998	1999	1999
Andorra	1997	1997	–
Angola	–	–	–
Antigua and Barbuda	–	2000	–
Argentina	1999	2000	1997
Armenia	2000-2001	1997	–
Australia	2001	2001	1996
Austria	2000	1997-1998	2001
Azerbaijan	1999	–	–
Bahamas	1989	2000	–
Bahrain	2001	1995	1994
Bangladesh	2001	1997	1985
Barbados	1991-1994	1999/2002	–
Belarus	2000	1999	–
Belgium	2001	1998	1991
Belize	–	1992	–
Benin	1988	–	–
Bhutan	–	–	–
Bolivia	1999	2000	1987
Bosnia and Herzegovina	1995	–	1996
Botswana	1988	–	–
Brazil	2000	1997	2000
Brunei Darussalam	1988	–	–
Bulgaria	1997	1999	1996
Burkina Faso	–	1998	–
Burundi	1995	1996	–
Cambodia	1999	1999	–
Cameroon	1994	1996	–
Canada	2001	2001	1998-1999
Cape Verde	–	–	–
Central African Republic	–	–	–
Chad	1993-1994	1993-1994	–
Chile	2001	2000	1992
China	1998	1999	1996
China - Hong Kong (Special Administrative Region of China)	2000	1999	1987
Colombia	1999	2001	1991
Comoros	–	–	–
Congo	–	–	–
Cook Islands	1998	1980	–
Costa Rica	2001	1999	1993-1994
Côte d'Ivoire	1977	1990	–
Croatia	2000	1999	1993
Cuba	1995	2001	1995
Cyprus	1998	1998	–
Czech Republic	2000	1999	1998
Democratic People's Republic of Korea	1985/2000	–	–
Democratic Republic of the Congo	1998	1998	–
Denmark	2000	1999	1996
Djibouti	1999	1995	–
Dominica	–	2000	–
Dominican Republic	1993	1986	1986
Ecuador	1991	2001	–
Egypt	2000	2001	1993
El Salvador	2000	2000	–
Equatorial Guinea	–	–	–
Eritrea	–	–	–
Estonia	2000	1999	–
Ethiopia	2002	1997-1998	1985
Fiji	1999	1999	1991
Finland	2000	1999	1995
France	2000	2000	1994

**Table 1. (continued)**

Countries and Territories	Adult	Youth	Health Professional	Countries and Territories	Adult	Youth	Health Professional
Gabon	–	–	–	Papua New Guinea	1990	1996-1997	1990
Gambia	1996-1997	–	–	Paraguay	1995	2001	1989
Georgia	1999	1997	1996	Peru	1999	2000	1993
Germany	2000	2001	1992-1993	Philippines	2001	2000	1987
Ghana	1997	2000	–	Poland	1997-1999	1999	1995
Greece	2000	1999	1992	Portugal	1995-1996	1999	1991
Grenada	–	2000	–	Puerto Rico (associate Member State)	2000	1995	–
Guatemala	1989	1989	2002	Qatar	1999	1999	–
Guinea	1998	–	–	Republic of Korea	1996	1998-1999	1998
Guinea-Bissau	–	–	–	Republic of Moldova	1999	1998	1998
Guyana	–	2000	–	Romania	1995	1994-1996	2000
Haiti	1990	2001	–	Russian Federation	1992-1998	1999	1996-1999
Honduras	1988	1996	–	Rwanda	1992-1994	1998	–
Hungary	1999	1999	1998	Saint Kitts and Nevis	–	–	–
Iceland	2000	1999	2000	Saint Lucia	1991-1994	2001	–
India	1998-1999	2000	1998	Saint Vincent and the Grenadines	1997	2001	–
Indonesia	2001	2000	1985	Samoa	1995	1994	1994
Iran (Islamic Republic of)	1999-2000	1997-1998	1998	San Marino	1990s	–	–
Iraq	1990	1990	–	Sao Tome and Principe	1998	1998	–
Ireland	1998	1999	2000	Saudi Arabia	1996-2001	2001	1999-2000
Israel	1999-2001	1997-1998	1995-1996	Senegal	1998	1998	1999
Italy	2002	1999	1998-1999	Serbia and Montenegro	1994-1995	1984-1985	1989
Jamaica	1994-1995	2001	–	Seychelles	1994	1991	–
Japan	2000	1999	2000	Sierra Leone	1998	1994	–
Jordan	1999	1999	–	Singapore	2001	2000	1985
Kazakhstan	2000	–	–	Slovakia	1998	1999	1999
Kenya	2000	2001	1986	Slovenia	2001	1999	1996
Kiribati	1999	1981	–	Solomon Islands	1989	1989	–
Kuwait	1996	2001	1990	Somalia	–	–	–
Kyrgyzstan	1998	1998	–	South Africa	2000	1999	1986
Lao People's Democratic Republic	1995	1999	1996	Spain	2001	2000	1995
Latvia	1999	1999	1993	Sri Lanka	2001	1999	–
Lebanon	1998	2001	1999	Sudan	1999	2001	1980
Lesotho	1992	1992	–	Suriname	–	2000	–
Liberia	–	–	–	Swaziland	1994	1998	–
Libyan Arab Jamahiriya	1997	–	–	Sweden	2000-2001	1999	2001
Lithuania	2000	1999	1992	Switzerland	2000-2001	1997-1998	1989
Luxembourg	1998	1998	1991	Syrian Arab Republic	1999	1999	1998
Madagascar	–	–	1993	Tajikistan	–	1990s	–
Malawi	1996	2001	–	Thailand	2001	1999	1989
Malaysia	1995	1996	1993-1994	The former Yugoslav Republic of Macedonia	–	1999	–
Maldives	2001	–	–	Timor-Leste	1995	–	–
Mali	–	2001	–	Togo	–	–	–
Malta	1995	1999	2000	Tokelau (associate Member State)	1991	1994	–
Marshall Islands	–	–	–	Tonga	1991	1991	1994
Mauritania	–	2001	–	Trinidad and Tobago	1977-1986/1995	2000	–
Mauritius	1998	2001	1992	Tunisia	1997	2001	1994
Mexico	1998	2000	1997	Turkey	1997-1998	1995	1993
Micronesia (Federated States of)	1994	–	–	Turkmenistan	1990	–	–
Monaco	–	–	–	Tuvalu	1975-1981	1975-1981	–
Mongolia	2001	1998	1990	Uganda	1995	1995	–
Morocco	2000	2001	1994-1995	Ukraine	2000	1999	1998
Mozambique	–	–	–	United Arab Emirates	1996	2002	1991-1992
Myanmar	2001	2001	–	United Kingdom	2001	1999	1985/1997
Namibia	1994	–	–	United Republic of Tanzania	1998-1999	1995	–
Nauru	1994	1975	–	United States of America	2000	2000	1991
Nepal	2000	2001	–	Uruguay	1995	2001	2000/2001
Netherlands	2001	2000	1989	Uzbekistan	1991	1989	–
New Zealand	2001	2001	1996	Vanuatu	1998	1988	–
Nicaragua	1988	2001	–	Venezuela	1996	1999	2000
Niger	–	1990s	–	Viet Nam	1997-1998	1995	2002
Nigeria	1990	2001	2000	West Bank and Gaza Strip	1997	2001	1999
Niue	1980	1980	–	Yemen	1998	1997	–
Norway	1999-2000	1999	1993	Zambia	1996	1996	–
Oman	1995	1995	–	Zimbabwe	1995	1999	–
Pakistan	1996	1990-1994	1993				
Palau	1998	2000	2001				
Panama	1998	1998	1993				

Despite the focus on cigarette smoking in the *Profiles*, the prevalence of other smoking tobacco and oral tobacco use better reflects the tobacco situation in some countries and sub-regions within countries. The South-East Asia regional summary discusses consumption of betel, bidis, gutkha, kretek, and other types of tobacco more widely used than cigarettes in some countries (p. 38).

## Tobacco Economy

The *Profiles* presents data related to the economics of tobacco control, including trade and agricultural production statistics and information about the global cigarette trade, including cigarette prices, taxes, and duties. Readers may wish to consult specialized publications for assistance in interpreting tobacco-related economic data and for discussion of the broader economic issues surrounding the adoption of new tobacco control policies.<sup>20,21</sup> For a thorough examination of the economic merits of tobacco control and refutations of arguments that tobacco control activities have a negative impact on a nations' economic health, readers are encouraged to review two important publications, *Tobacco Control in Developing Countries* and *Curbing the Epidemic*.<sup>22,23</sup>

**Cigarette production, trade, and consumption.** Cigarette production, import, and export data were selected from various databases by following the selection process described below. Total and per capita consumption figures were calculated from the selected manufactured cigarette production and trade data.

As a large amount of the cigarette production and trade data published and available are of poor quality, the best source for each country's indicators was selected according to the following process. Production and trade data from the following data sources were compared: ERC Statistics International, FAOStat Statistical databases, Official Statistics of the countries of the Commonwealth of Independent States (CIS), United Nations Industrial Commodity Production Statistics Database, Commodity Trade Statistics Data Base (COMTRADE), and United States Department of Agriculture databases (USDA).<sup>24-28</sup> When available, data from national sources were also considered. When the data were identical or very similar, the most complete source (the one with the most data points) was used. On some occasions similar data from different sources were merged to expand data coverage.

When data from any of the sources conflict with another, they were compared and contrasted with data reported in *Tobacco or Health: A global status report*, the Pan American Health Organization's *Tobacco or Health: Status in the Americas*, *World Tobacco File*, *OECD Health Data 2000*, and

by the Tobacco Merchants Association.<sup>29-33</sup> If no consensus emerged, the data are not reported. On rare occasions, cigarette consumption calculations yielded unrealistic estimates (for instance, negative consumption numbers). These estimates were also not reported. For the purposes of the calculations, when cigarette production and trade are expressed in weight, one gram in weight is converted to one cigarette stick, with the results presented above.

United Nations databases use international classifications (albeit different ones) to group commodities. The following commodity codes were used to identify the relevant data:

- United Nations Industrial Commodity Production Statistics Database. International Standard Industrial Classification of all Economic Activities (Revision 2): Code 3140-07.
- United Nations Statistics Division. Commodity Trade Statistics Data Base (COMTRADE); Standard International Trade Classification (Revision 2): Code 1222.
- FAO Cigarettes (includes cigarettes of tobacco substitutes): Code 0828.

The formula used for computing cigarette consumption is the following:

- *Total cigarette consumption* =  
Production + Imports – Exports

Total cigarette consumption can be useful for gauging the size of a tobacco market but it does not allow for comparisons across time and between countries. To compare levels of cigarette consumption between countries, a per capita rate of consumption can be calculated to provide an indicator of individual consumption. Dividing total cigarette consumption by the population age 15 years and older is the method used for deriving per capita cigarette consumption. The age group 0-14 is omitted because of its limited contribution to tobacco consumption.<sup>33</sup> However, differences between countries in demographic distribution and tobacco use prevalence in the 10-20 age group can be significant and diminish the comparability of derived measures of per capita consumption. In the present case the formula used to obtain per capita consumption figures is as follows:

- *Per capita cigarette consumption* =  
(Production + Imports – Exports) / (Population age 15 years and older)

United Nations Population Division provided population figures.<sup>35</sup> Per capita cigarette consumption was calculated only for observations where consumption and population data are available.

It is important to note that these estimates may underestimate or overstate true consumption for several reasons such as smuggling and stockpiling. Readers are encouraged to review economic publications for more detail on the

advantages and disadvantages of estimating tobacco use on the basis of aggregate data.<sup>36</sup>

**Tobacco leaf statistics.** The *Profiles* presents tobacco leaf import, export, and production figures for 1970, 1980, 1990, 1995, and 2000. Data on production and trade of tobacco leaf and the tobacco land area harvested annually were derived from the statistical database of the United Nations' Food and Agriculture Organization (FAOStat).<sup>37</sup> Production and trade data are presented in metric tons. The United Nations' Commodity Trade Statistics Database (COMTRADE) provided data on total exports,<sup>38</sup> expressed in thousands of United States dollars. The amount of land devoted to tobacco growing is presented both in total hectares and as a percent of the total agricultural area. Total agricultural area is defined as the sum of the area encompassed by arable land, permanent crops, and permanent pastures.

**Employment in tobacco manufacturing.** Employment in tobacco manufacturing is reported for 1970, 1980, 1990, and 1995, when available. Employment figures were drawn from the United Nations Industrial Development Organization's (UNIDO) Industrial Statistics Database.<sup>39</sup> UNIDO collects information from four sources in order to maintain the database:

- 1) industry data from country questionnaires,
- 2) national publications, including industrial censuses and annual surveys,
- 3) published and unpublished international sources, and
- 4) national data compiled by statisticians working in each country.

**Taxes and duties.** The *Profiles* presents information on national taxes and duties applied to cigarette sales. Since most taxes and duties are established through legislation or decree, more information about the imposition of tax and duty fees may appear in Appendix B, the Legislative Appendix. ERC Statistics International and the Tobacco Merchants Association are the main data sources for information on cigarette taxes and duties.<sup>40,41</sup> The tax and duty data are divided into three categories: excise taxes, sales taxes, and import duties. Excise taxes are cigarette-specific taxes levied in the form of a value added tax per pack or per cigarette. General sales taxes or value added taxes (VAT) apply to all goods, including cigarettes. Import duties refer to taxes specifically applied to imported foreign cigarette brands sold in domestic national markets.

Table 2 lists the units of measure and abbreviations used in the tax and duty section and Table 3 lists the abbreviations used to describe economic trade blocs mentioned in the *Profiles*.

**Table 2. Abbreviations used for units of measure in the tax and duty section of the *Profiles***

cig(s)	cigarette(s)
CIF	Cost Including Freight charges
ECU	European Currency Unit
FOB	Free on Board
g	gram
IDA	Institute for Agricultural Development
kg	kilogram
LCU	Local Currency Unit
max	maximum
min	minimum
mm	millimeter in length
MPPC	Most Popular Price Category
TVO	Taxes sur la valeur ordinaire
US\$	United States Dollars
VAT	Value Added Tax

The *Profiles'* tax tables do not reflect the trade relationships among European Union (EU) member states and between the EU and countries that receive preferential trade status from it. For trade within the EU among its member states, cigarettes are not subject to any import duties. The member states established a community integrated tariff system (TARIC), through which duties are applied to imports from non-EU countries. TARIC was established by the 1958 Treaty of Rome as part of the European Economic Community. The EU tariff schedule is based on the Customs Cooperation Council Nomenclature, also called the Harmonized System. It was introduced to provide a standard tariff classification regime for all products imported and exported throughout the world.

Under the Lome Convention, the EU also extends various preferential tariff treatments to imports from the developing countries in Africa, the Caribbean and the Pacific Rim. Tariff preferences also extend to over 100 developing countries (except China) under the Generalized System of Preferences. This system of duty-free and preferential trading in the EU is not noted separately in each country's tax and duty table.

**Prices.** The *Profiles* presents the retail price of a single package of domestic and imported manufactured cigarettes, including applicable taxes and duties. Prices in local currency were converted to United States dollars to allow comparison between countries. When a currency exchange rate was not available, the local price is presented alone. Limitations on cross-country comparisons of cigarette prices should be recognized.<sup>42</sup> In most countries, 20 cigarettes constitute a package of cigarettes. When this is not the case, prices were weighted so as to represent the price in terms of 20 cigarettes. Whenever possible, Marlboro brand cigarettes were selected to represent the price of foreign cigarettes to provide a measure of standardization.

**Table 3. Abbreviations used for economic trade blocs described in the tax and duty section of the *Profiles***

ASEAN	Association of Southeast Asian Nations
CACU	Central African Customs Union
CACM	Central American Common Market
CARICOM	Caribbean Community and Common Market
CEFTA	Central European Free Trade Area
CIS	Commonwealth of Independent States
COMESA	Common Market for Eastern and Southern Africa
ECOWAS	Economic Community of West African States
EEC	European Economic Community
EFTA	European Free Trade Association
EU	European Union (formerly EEC)
GCC	Gulf Cooperation Council
MERCOSUR	Common Market of the South (Argentina, Brazil, Paraguay, and Uruguay)
MFN	Most Favored Nations
NAFTA	North American Free Trade Agreement
SA	South American or South America
SAARC	South Asian Association for Regional Cooperation
SACU	South Africa Customs Union (Namibia, Botswana, Lesotho and Swaziland)
UEMOA	Economic and Monetary Union of West Africa (also WAEMU)
WTO	World Trade Organization

The primary source for cigarette price data is the Economist Intelligence Unit (EIU), an economic and market research firm based in the United Kingdom.<sup>43</sup> The EIU surveys cigarette and pipe tobacco prices biannually as part of its Cost of Living Survey in 129 cities or a total of 82 countries. The EIU conducts price surveys during March (“Spring”) and September (“Autumn”) and reports prices for two types of cigarettes, Marlboro (the most popular international brand) or nearest equivalent international brand and a popular domestic brand. The most popular price category (MPPC) reflects the price at which more cigarettes are sold than any other price. The EIU survey is not limited to one retail location in each city, but includes the price of the same product in three different retail locations: a “supermarket”, a “mid-price store”, and a “specialized shop”. This survey method results in three price categories: *low*, *middle*, and *high*. For the purposes of the *Profiles*, the price of foreign and domestic cigarettes, if available, represents the *low* category. In cases where the EIU conducted its survey in two or more cities in the same country, the average of the city prices serves as the country price.

Other sources of price data include the ERC Statistics International, *Tobacco Journal International*, Tobacco Merchants Association, and country reports on the economics of tobacco control produced by consultants for the WHO Regional Office for South-East Asia.<sup>44-46</sup>

**Market share by cigarette manufacturer.** The *Profiles* presents data on cigarette market share held by the top five companies in each country, where data are available. Table 4 provides abbreviations used to identify manufacturers.

**Table 4. Abbreviations used to identify tobacco companies in the market share section of the *Profiles***

AAMS	Amministrazione Autonoma dei Monopoli Di Stato
BAT	British American Tobacco
BAT PD	BAT Pesci Dohanygyar
CNTIEC	CNTIEC-Kazakhstan (China National Tobacco Import and Export Corporation)
CTC	China Tobacco Corporation
DIN	Tobacco Industry Nis
DIV	Tobacco Industry Vranje
DKP	Duvanski Kombinat Podgorica
GTC	Golwin Tobacco Company
ITCC	International Tobacco and Cigarette Company
JTCC	Jordan Tobacco and Cigarette Company
JTI	Japan Tobacco International
PM	Philip Morris
PMI	Philip Morris International
PWT	Przedsiębiorstwo Wyrobów Tytoniowych
RE	Reemtsma
RJR	R.J. Reynolds
RLTT	Regie Libanaise des Tabacs et Tombacs
RO	Rothmans
Seita	Societe Nationale d'Exploitation Industrielle des Tabacs et Allumettes
SIAT	Societe Industrielle et Agricole du Tabac Tropical
SIT	Slovak International Tabak
SITABAC	Société Industrielle des Tabacs du Cameroun
SNTR	Societatea Nationala Tutunul Romanesc
Tutun CTC	Tutun-Chisinau Tobacco Factory – China Tobacco Corporation
UTC	Union Tobacco and Cigarette Company
VST	Vizar Sultan Tobacco
WWT	Wytworni Wyrobów Tytoniowych Poznan
ZPT	Zaklady Przemyslu Tytoniowego w Krakowie

Cigarette market share data were compiled from ERC Statistics International, the Tobacco Merchant’s Association, and the *Maxwell Consumer Report on International Tobacco*.<sup>47-49</sup>

## Smoking-Attributed and Smoking-Related Disease Impact

The *Profiles* includes estimates of smoking-related or smoking-attributed deaths in 182 nations. Mortality estimates are derived from three main sources; Peto, Lopez, Boreham, Thun, and Heath (1994, updated 2003), WHO Mortality Database (2003), and GLOBOCAN 2000 (2001).<sup>50-53</sup> Table 5 lists the countries by source of mortality estimate and Table 6 provides the year for the mortality estimate published in the *Profiles*.

**Table 5. Sources for mortality estimates appearing in the Profiles**

Source of Mortality Data	Countries
WHO Mortality Database (WHO)	Albania; Antigua and Barbuda; Argentina; Bahamas; Bahrain; Barbados; Belize; Brazil; Chile; Hong Kong SAR; Colombia; Costa Rica; Croatia; Cuba; Dominica; Dominican Republic; Ecuador; Egypt; El Salvador; Fiji; Guyana; Iceland; Israel; Kuwait; Malaysia; Malta; Mauritius; Mexico; Monaco; Mongolia; Nicaragua; Panama; Paraguay; Philippines; Puerto Rico; Qatar; Republic of Korea; Saint Kitts and Nevis; Saint Lucia; Saint Vincent and Grenadines; San Marino; Sao Tome and Principe; Seychelles; Singapore; South Africa; Thailand; The former Yugoslav Republic of Macedonia; Trinidad and Tobago; Uruguay; Venezuela
GLOBOCAN 2000	Afghanistan; Algeria; Angola; Bangladesh; Benin; Bhutan; Bolivia; Bosnia and Herzegovina; Botswana; Brunei Darussalam; Burkina Faso; Burundi; Cambodia; Cameroon; Cape Verde; Central African Republic; Chad; Comoros; Congo; Cote d'Ivoire; Cyprus; Democratic People's Republic of Korea; Democratic Republic of the Congo; Djibouti; Equatorial Guinea; Eritrea; Ethiopia; Gabon; Gambia; Ghana; Guatemala; Guinea; Guinea-Bissau; Haiti; Honduras; India; Indonesia; Iran (Islamic Republic of); Iraq; Jamaica; Jordan; Kenya; Lao People's Democratic Republic; Lebanon; Lesotho; Liberia; Libyan Arab Jamahiriya; Madagascar; Malawi; Mali; Mauritania; Morocco; Mozambique; Myanmar; Namibia; Nepal; Niger; Nigeria; Oman; Pakistan; Papua New Guinea; Peru; Rwanda; Samoa; Saudi Arabia; Senegal; Serbia and Montenegro; Sierra Leone; Solomon Islands; Somalia; Sri Lanka; Sudan; Suriname; Swaziland; Syrian Arab Republic; Togo; Tunisia; Turkey; Uganda; United Arab Emirates; United Republic of Tanzania; Vanuatu; Viet Nam; Yemen; Zambia; Zimbabwe
Peto, Lopez, et al. (update 2003)	Armenia; Australia; Austria; Azerbaijan; Belarus; Belgium; Bulgaria; Canada; Czech Republic; Denmark; Estonia; Finland; France; Georgia; Germany; Greece; Hungary; Ireland; Italy; Japan; Kazakhstan; Kyrgyzstan; Latvia; Lithuania; Luxembourg; Netherlands; New Zealand; Norway; Poland; Portugal; Republic of Moldova; Romania; Russian Federation; Slovakia; Slovenia; Spain; Sweden; Switzerland; Tajikistan; Turkmenistan; Ukraine; United Kingdom (Great Britain and Northern Ireland); United States of America; Uzbekistan

**Table 6. Source and year for mortality estimates appearing in the Profiles**

Country	Source	Year	Country	Source	Year
Afghanistan	Globocan	2000	China	Peto, et al. (1998). Emerging tobacco hazards in China: 1. Retrospective proportional mortality study of one million deaths. <i>British Medical Journal</i> 317(7170): 1411-1422; Peto, et al. (1999). Tobacco- the growing epidemic. <i>Nature Medicine</i> 5(1): 15-17.	1990
Albania	WHO	2000	Hong Kong SAR	WHO	2000
Algeria	Globocan	2000	Colombia	WHO	1998
Angola	Globocan	2000	Comoros	Globocan	2000
Antigua and Barbuda	WHO	1995	Congo	Globocan	2000
Argentina	WHO	1997	Costa Rica	WHO	2000
Armenia	Peto, Lopez, et al. (update 2003)	2000	Cote d'Ivoire	Globocan	2000
Australia	Peto, Lopez, et al. (update 2003)	2000	Croatia	WHO	2000
Austria	Peto, Lopez, et al. (update 2003)	2000	Cuba	WHO	2000
Azerbaijan	Peto, Lopez, et al. (update 2003)	2000	Cyprus	Globocan	2000
Bahamas	WHO	1997	Czech Republic	Peto, Lopez, et al. (update 2003)	2000
Bahrain	WHO	2000	Democratic People's Republic of Korea	Globocan	2000
Bangladesh	Globocan	2000	Democratic Republic of the Congo	Globocan	2000
Barbados	WHO	1995	Denmark	Peto, Lopez, et al. (update 2003)	1998
Belarus	Peto, Lopez, et al. (update 2003)	2000	Djibouti	Globocan	2000
Belgium	Peto, Lopez, et al. (update 2003)	1995	Dominica	WHO	1994
Belize	WHO	1998	Dominican Republic	WHO	1998
Benin	Globocan	2000	Ecuador	WHO	2000
Bhutan	Globocan	2000	Egypt	WHO	2000
Bolivia	Globocan	2000	El Salvador	WHO	1999
Bosnia and Herzegovina	Globocan	2000	Equatorial Guinea	Globocan	2000
Botswana	Globocan	2000	Eritrea	Globocan	2000
Brazil	WHO	1995	Estonia	Peto, Lopez, et al. (update 2003)	2000
Brunei Darussalam	Globocan	2000	Ethiopia	Globocan	2000
Bulgaria	Peto, Lopez, et al. (update 2003)	2000	Fiji	WHO	1999
Burkina Faso	Globocan	2000	Finland	Peto, Lopez, et al. (update 2003)	2000
Burundi	Globocan	2000			
Cambodia	Globocan	2000			
Cameroon	Globocan	2000			
Canada	Peto, Lopez, et al. (update 2003)	1998			
Cape Verde	Globocan	2000			
Central African Republic	Globocan	2000			
Chad	Globocan	2000			
Chile	WHO	1999			



**Table 6. (continued)**

Country	Source	Year	Country	Source	Year
France	Peto, Lopez, et al. (update 2003)	1999	Paraguay	WHO	1994
Gabon	Globocan	2000	Peru	Globocan	2000
Gambia	Globocan	2000	Philippines	WHO	1996
Georgia	Peto, Lopez, et al. (update 2003)	2000	Poland	Peto, Lopez, et al. (update 2003)	2000
Germany	Peto, Lopez, et al. (update 2003)	2000	Portugal	Peto, Lopez, et al. (update 2003)	2000
Ghana	Globocan	2000	Puerto Rico	WHO	1999
Greece	Peto, Lopez, et al. (update 2003)	1999	Qatar	WHO	1995
Guatemala	Globocan	2000	Republic of Korea	WHO	2000
Guinea	Globocan	2000	Republic of Moldova	Peto, Lopez, et al. (update 2003)	2000
Guinea-Bissau	Globocan	2000	Romania	Peto, Lopez, et al. (update 2003)	2000
Guyana	WHO	1996	Russian Federation	Peto, Lopez, et al. (update 2003)	2000
Haiti	Globocan	2000	Rwanda	Globocan	2000
Honduras	Globocan	2000	Saint Kitts and Nevis	WHO	1995
Hungary	Peto, Lopez, et al. (update 2003)	2000	Saint Lucia	WHO	1995
Iceland	WHO	1997	Saint Vincent and the Grenadines	WHO	1995
India	Globocan	2000	Samoa	Globocan	2000
Indonesia	Globocan	2000	San Marino	WHO	2000
Iran (Islamic Republic of)	Globocan	2000	Sao Tome and Principe	WHO	1987
Iraq	Globocan	2000	Saudi Arabia	Globocan	2000
Ireland	Peto, Lopez, et al. (update 2003)	2000	Senegal	Globocan	2000
Israel	WHO	1998	Serbia and Montenegro	Globocan	2000
Italy	Peto, Lopez, et al. (update 2003)	1999	Seychelles	WHO	1987
Jamaica	Globocan	2000	Sierra Leone	Globocan	2000
Japan	Peto, Lopez, et al. (update 2003)	2000	Singapore	WHO	2000
Jordan	Globocan	2000	Slovakia	Peto, Lopez, et al. (update 2003)	2000
Kazakhstan	Peto, Lopez, et al. (update 2003)	1999	Slovenia	Peto, Lopez, et al. (update 2003)	2000
Kenya	Globocan	2000	Solomon Islands	Globocan	2000
Kuwait	WHO	2000	Somalia	Globocan	2000
Kyrgyzstan	Peto, Lopez, et al. (update 2003)	2000	South Africa	WHO	1996
Lao People's Democratic Republic	Globocan	2000	Spain	Peto, Lopez, et al. (update 2003)	2000
Latvia	Peto, Lopez, et al. (update 2003)	2000	Sri Lanka	Globocan	2000
Lebanon	Globocan	2000	Sudan	Globocan	2000
Lesotho	Globocan	2000	Suriname	Globocan	2000
Liberia	Globocan	2000	Swaziland	Globocan	2000
Libyan Arab Jamahiriya	Globocan	2000	Sweden	Peto, Lopez, et al. (update 2003)	2000
Lithuania	Peto, Lopez, et al. (update 2003)	2000	Switzerland	Peto, Lopez, et al. (update 2003)	1999
Luxembourg	Peto, Lopez, et al. (update 2003)	2000	Syrian Arab Republic	Globocan	2000
Madagascar	Globocan	2000	Tajikistan	Peto, Lopez, et al. (update 2003)	1999
Malawi	Globocan	2000	Thailand	WHO	1994
Malaysia	WHO	1997	The former Yugoslav Republic of Macedonia	WHO	2000
Mali	Globocan	2000	Togo	Globocan	2000
Malta	WHO	1999	Trinidad and Tobago	WHO	1998
Mauritania	Globocan	2000	Tunisia	Globocan	2000
Mauritius	WHO	2000	Turkey	Globocan	2000
Mexico	WHO	2000	Turkmenistan	Peto, Lopez, et al. (update 2003)	1998
Monaco	WHO	1987	Uganda	Globocan	2000
Mongolia	WHO	1994	Ukraine	Peto, Lopez, et al. (update 2003)	2000
Morocco	Globocan	2000	United Arab Emirates	Globocan	2000
Mozambique	Globocan	2000	United Kingdom (Great Britain and Northern Ireland)	Peto, Lopez, et al. (update 2003)	2000
Myanmar	Globocan	2000	United Republic of Tanzania	Globocan	2000
Namibia	Globocan	2000	United States of America	Peto, Lopez, et al. (update 2003)	1999
Nepal	Globocan	2000	Uruguay	WHO	2000
Netherlands	Peto, Lopez, et al. (update 2003)	2000	Uzbekistan	Peto, Lopez, et al. (update 2003)	1998
New Zealand	Peto, Lopez, et al. (update 2003)	1999	Vanuatu	Globocan	2000
Nicaragua	WHO	2000	Venezuela	WHO	2000
Niger	Globocan	2000	Viet Nam	Globocan	2000
Nigeria	Globocan	2000	Yemen	Globocan	2000
Norway	Peto, Lopez, et al. (update 2003)	2000	Zambia	Globocan	2000
Oman	Globocan	2000	Zimbabwe	Globocan	2000
Pakistan	Globocan	2000			
Panama	WHO	2000			
Papua New Guinea	Globocan	2000			

The WHO Collaborating Center for Chronic Disease Control at the University of Oxford, in collaboration with the American Cancer Society, and the Imperial Cancer Research Fund provided estimates for smoking-attributed deaths in 44 developed countries. The estimates first appeared in “Mortality from Smoking in Developed Countries, 1950-2000” and the original paper, including discussion of the methods used to derive tobacco-attributed mortality, was published in *Lancet*.<sup>54,55</sup> In February 2003, updates and revisions to these estimates became available and are presented in the *Profiles* categorized by cause, age group, and sex.<sup>56</sup> Trends in total smoking-attributed mortality among men and women, age 35 to 69, between 1955 and 2000 are shown graphically. Only mortality during middle age (35 to 69 years) is presented in the graph because in developed countries, smoking causes relatively few deaths before middle age, while it is responsible for about one-third of deaths among men during middle age and a growing proportion of deaths among women during middle age.

The *Profiles* presents the crude numbers of deaths and age-standardized mortality rates for diseases most commonly associated with tobacco use. The CDC developed this list of smoking-related diseases through previous analyses of the impact of cigarette smoking on mortality and years of potential life lost before age 65 in the United States.<sup>57</sup> Because this categorization of disease better reflects the proportion of deaths due to smoking in developed countries than in developing countries, some modifications were made to the CDC’s list of conditions to concentrate on the effects of tobacco use in developing countries. First, tobacco-related pediatric diseases, such as low birth weight, respiratory distress, sudden infant death syndrome, and burns were eliminated from the list so that the mortality tables for developing countries include only adult mortality for diseases among persons in middle age. Second, acute respiratory conditions, such as pneumonia and influenza, were excluded from the list, as was asthma, while chronic respiratory conditions, such as bronchitis, emphysema, and chronic airway obstruction, were included. In developing countries, mortality due to acute respiratory diseases may be less likely to be associated with tobacco consumption than in developed countries. Diseases responsible for significant global mortality and for which tobacco’s causal association is well-established were selected from the remaining conditions.

Smoking-attributed mortality estimates for China were prepared by the Chinese Academy of Medical Science, the Clinical Trial Service Unit and Epidemiological Studies Unit at Oxford University, Cornell University, and the Chinese Academy of Preventive Medicine.<sup>58,59</sup> Smoking-attributed

mortality estimates, however, were not calculated for other developing countries.

Table 7 lists the disease categories presented in the *Profiles’* mortality tables, the conditions included in each category, and the corresponding ICD-9 or ICD-10 codes used in the WHO Mortality Database.

**Table 7. Select smoking-attributed diseases**

Disease Category	Included Conditions	ICD-9	ICD-10
Trachea, lung and bronchus cancer	Trachea, lung and bronchus cancer	162	C33-C34
Lip, oral cavity, and pharynx cancer	Lip, oral cavity, and pharynx cancer	140-149	C00-C14
Ischemic heart disease	Acute myocardial infarction	410-414	I20-I25
Stroke	Cerebrovascular disease	430-438	I60-I69
	Atherosclerosis	440	I70
	Embolism, thrombosis and other diseases of the arteries, arterioles & capillaries	441-448	I71-I78
Other diseases of the circulatory system	Diseases of the pulmonary circulation & other forms of heart disease	415-417	I26-I28
		420-429	I30-I51
Respiratory disease	Bronchitis, chronic & unspecified, emphysema	490-492	J40-J42, J43
Chronic airways obstruction		496	J44

Mortality rates in 50 countries were calculated from data provided in the WHO Mortality Database which reports the statistics submitted to WHO by individual Member States.<sup>60</sup> According to WHO, these mortality data are limited to countries that report cause of death information in an appropriate format and have reasonably adequate death registration coverage. Where information is available, death rates age-adjusted to the 2000 World Standard Population and truncated to ages 35+ are provided. Age standardization is based on the new WHO World Standard Population.<sup>61</sup>

In countries with small populations, incremental changes in the number of deaths may cause substantial variability in apparent mortality rates from one year to another. Furthermore, WHO does not provide death rates for some countries because of low coverage by their death registration systems. Thus, death rates for the following countries should be interpreted with caution: Bahamas, Barbados, Belize, Brazil, Ecuador, Egypt, Guyana, Malta, Mongolia, Nicaragua, Paraguay, Philippines, and Qatar. Data for countries and territories whose reports to WHO were based on hospital or institutional death registration are not included in the *Profiles*.

Cancer statistics for 86 countries are derived from the International Agency for Research on Cancer (IARC). IARC estimates of annual cancer mortality in 2000 are available through the electronic database, GLOBOCAN 2000.<sup>62</sup> The methods used by IARC to derive these estimates are described in the *International Journal of Cancer*.<sup>62</sup>

Total mortality from selected smoking-related diseases is reported for developing countries where specific tobacco-attributed mortality estimates are unavailable. Readers should note the difference between tobacco-related and tobacco-attributed mortality estimates. Also, while mortality numbers and rates provide valuable information about the differential burden of tobacco-related disease around the world and allow some comparison among countries, they do not reflect the total burden of disease caused by smoking.

## Infrastructure for Tobacco Control

**National Tobacco Control Provisions.** The *Profiles* presents information regarding tobacco control laws, regulations, or policies. These national laws, regulations, and ministerial, royal, or presidential decrees reflect each country's legal and regulatory infrastructure for tobacco control. The *Profiles* divides national tobacco provisions into five categories: advertising and sponsorship, sales and distribution, tobacco product regulation, smoke-free environments, and other provisions. Within these five categories, 44 specific provisions are monitored. An "X" is placed in the appropriate column signifying the status of a provision in the country, i.e. "banned," "required," "restricted," "regulated," "not regulated," and "unknown." If a provision is not applicable, the label "N/A" is entered in the far left column.

Table 8 provides a list of the provisions in each category and an explanation of that provision. Table 9 (see p. 24) defines terms used to describe the national tobacco control provisions. When information was not found regarding a provision, the status is unknown; however, the absence of the provision from the sources reviewed does not necessarily mean that the provision does not exist. Also, the presence of a tobacco control provision in legislative text or secondary reports from country representatives does not necessarily imply that the measure is enforced. Voluntary measures are not recognized in the legislation tables but may be mentioned in the appendix, if applicable. When available, more detailed explanations of tobacco control provisions are provided in Appendix B.

**Table 8. Definition of legislative variables used to describe national tobacco control legislation**

Status	Definition
Banned	Prohibited by national legislation and/or regulations
Restricted	Restricted by national legislation and/or regulations
Required	Required by national legislation and/or regulations
Regulated	Regulated by national legislation and/or regulations
Unknown	No data available

Legislative data for the *Profiles* were compiled from WHO Regional Offices, the NATIONS website, ERC Statistics International, World Tobacco File, The Maxwell Consumer Report, WHO's International Health Legislative Digest (IDHL), Legislative Action to Combat the World Tobacco Epidemic, USDA reports and databases, and the Tobacco Merchant's Association.<sup>64-74</sup>

The CDC also gathered legislative data for the *Profiles* by searching the following sources: 1) national government homepages and country-specific sites on the Internet, 2) Lexis-Nexis International Tax Directory, 3) Library of Congress, Global Information Legal Network, and 4) the personal database of Dr. Judith Mackay of the Asian Consultancy on Tobacco Control.

In addition, requests for the full text of tobacco laws and regulations were made to WHO's Health Legislative Unit and WHO Regional Offices. When the full text of the provision was available, characterization of its content was derived solely from the original text. The name of the organization that reviewed the text of the law is listed in Appendix B.

**Tobacco Control Organizations.** Appendix A of the *Profiles* is a directory of WHO Regional Offices, WHO Collaborating Centers, and WHO country focal points. These offices serve as the focal points for tobacco control in their respective countries and regions. All contact information was provided by the WHO Regional Offices.

UICC's GLOBALink directory of tobacco control organizations serves as the most up-to-date and comprehensive online directory of international tobacco control advocates and organizations.<sup>75</sup>

## Conclusion

The *Profiles* monograph is intended to serve as a reference tool for those working in the fields of tobacco control and surveillance research. Readers should direct questions about the data to the American Cancer Society's Department of Epidemiology and Surveillance Research or to WHO's Tobacco Free Initiative.<sup>76,77</sup>

**Table 9. Definition of terms used in the Profiles to describe national tobacco control legislation**

<b>Category</b>	<b>Provision</b>	<b>Definition</b>
<b>Advertising and sponsorship</b>	Advertising in certain media	Bans or restricts the media in which advertisements can appear, such as television or radio; international magazines and newspapers are not included
	Advertising to certain audiences	Bans or restricts the audiences which can be targeted by advertisements, such as youth or women
	Advertising in certain locations	Bans or restricts the locations in which advertisements can appear, such as on billboards or at points of sale
	Advertisement content or design	Bans or restricts the advertisement by placing restrictions on content, such as associations and the use of celebrities
	Sponsorship or promotion for certain audiences	Bans or restricts tobacco companies from displaying any tobacco-identifying information at events they sponsor for certain audiences, such as women or youth
	Sponsorship advertising of events	Bans or restricts the display of any tobacco-identifying information in advertisements for events sponsored by tobacco companies
	Brand stretching	Bans or restricts the display of any tobacco-identifying information on non-tobacco products, such as clothes
<b>Sales and distribution</b>	Sales to minors	Prohibits the sale of tobacco products to persons under a predetermined age
	Sales by minors	Prohibits the sale of tobacco products by persons under a predetermined age
	Place of sales	Bans or restricts the sale of tobacco products in certain locations, such as schools or hospitals
	Vending machines	Bans or restricts the use of vending machines for the sale of tobacco products
	Free products	Bans or restricts the distribution of free tobacco products or tobacco product samples
	Single cigarette sales	Prohibits the sale of cigarettes not included in cigarette packs
	Age verification for sales	Requires proof of age for the purchase of tobacco products
<b>Tobacco product regulation</b>	Misleading information on packaging	Bans or restricts words or phrases on tobacco packaging, such as "light" or "healthy"
	Manufacturer licensure	Requires a license to produce tobacco products
	Package health warning / message	Requires a statement to appear on tobacco product packaging informing the consumer of the health dangers of tobacco consumption
	Label design on packaging	Requires health warnings with specific language, placement, color or size
	Ingredient / constituent information on package label	Requires the amount of tar, nicotine and/or other ingredients/constituents in the product to be displayed on the tobacco product package
	Amount of tar	Limits the amount of tar that may be produced by a single cigarette
	Amount of nicotine	Limits the amount of nicotine that may be released by a single cigarette
	Amount of other ingredients / constituents	Limits the amount of ingredients/constituents (other than tar or nicotine) that may be released by a single cigarette
	Product constituents as confidential information	Requires that reports to government agencies about product ingredients and/or constituents remain confidential
	Product constituents as public information	Requires public disclosure of ingredients and/or constituents reported to government agencies
Constituent disclosure by brand	Requires public disclosure of ingredients and/or constituents by brand	
Constituent disclosure in the aggregate	Requires public disclosure of ingredients and/or constituents but not by brand	
<b>Smoke-free environments</b>	Smoking in government building (incl. worksites)	Bans or restricts smoking in government buildings, including government worksites
	Smoking in private worksites	Bans or restricts smoking in private worksites
	Smoking in educational facilities	Bans or restricts smoking in educational facilities
	Smoking in health care facilities	Bans or restricts smoking in health care facilities
	Smoking on buses	Bans or restricts smoking on buses
	Smoking on trains	Bans or restricts smoking on trains
	Smoking in taxis	Bans or restricts smoking in taxis
	Smoking on ferries	Bans or restricts smoking on ferries
	Smoking on domestic air flights	Bans or restricts smoking on domestic air flights
	Smoking on international air flights	Bans or restricts smoking on international air flights
	Smoking in restaurants	Bans or restricts smoking in restaurants
	Smoking in nightclubs and bars	Bans or restricts smoking in nightclubs and bars
	Smoking in other public places	Bans or restricts smoking in other public places, such as cinemas or sports arenas
<b>Other Provisions</b>	National tobacco control committee	Establishes national tobacco control programs or institutions
	Tobacco control education / promotion	Requires the government to conduct or sponsor educational programs regarding tobacco
	Anti-smuggling provisions	Establishes national regulations regarding the smuggling of tobacco products
	Litigation enabling provisions	Provides the government or citizens the ability to recover damages caused by tobacco-related illnesses from the tobacco companies

## References

- 11th World Conference on Tobacco OR Health. Conference Resolutions. (2000). Chicago, IL: Author. Available at URL: [http://2000.wctoh.org/news\\_pr\\_081800.html](http://2000.wctoh.org/news_pr_081800.html)
- Draft WHO Framework Convention on Tobacco Control. (2003). Geneva: WHO Intergovernmental Negotiating Body 6. Available at URL: <http://www.who.int/gb/fctc/>
- Corrao MA, Guindon GE, Sharma N, Shokoohi DF (eds). (2000). *Tobacco Control Country Profiles*. Atlanta, GA: American Cancer Society. Available at URL: <http://www5.who.int/tobacco/page.cfm?sid=57>
- World Health Organization. (1997). *Tobacco or health: a global status report*. Geneva, Switzerland. Available at URL: <http://www.cdc.gov/tobacco/who/whofirst.htm>
- Mackay J, and Eriksen M. *The Tobacco Atlas*. (2002). Geneva: World Health Organization. Available at URL: <http://www5.who.int/tobacco/page.cfm?sid=84>
- National Tobacco Information Online System (NATIONS). (2003). Available at URL: <http://apps.nccd.cdc.gov/nations/index.asp>
- GLOBALINK Tobacco Control Network. (2003). Geneva: International Union Against Cancer (UICC). Available at URL: <http://www.globalink.org/>
- See Appendix A for a complete directory of WHO Regional Offices and country focal points. Tobacco Free Initiative, World Health Organization, 20 Avenue Appia, CH1211 Geneva 27, Switzerland. Fax (41 22) 791 48 32. Email: [tfi@who.int](mailto:tfi@who.int). Available at URL: <http://www5.who.int/tobacco/>
- Ibid.
- United Nations Population Division. (2002). *World Population Prospects 1950-2050*. (2000 revision). New York: United Nations Population Division. Available at URL: <http://www.un.org/esa/population/unpop.htm>
- Food and Agriculture Organization of the United Nations (FAO). (2003). FaoStat Statistical databases. Available at URL: <http://apps.fao.org>
- World Health Organization. (2002). *Statistical Annex of the World Health Report 2002: Reducing Risks, Promoting Healthy Life*. Geneva: World Health Organization. Available at URL: [http://www.who.int/whr/2002/whr2002\\_annex\\_notes.pdf](http://www.who.int/whr/2002/whr2002_annex_notes.pdf)
- The Economist. (1997). *Guide to economic indicators: making sense of economics (3rd ed)*. London: Profile Books Ltd.
- World Health Organization. (2003). *Countries*. Geneva: World Health Organization. Available at URL: <http://www.who.int/country/en/>
- United Nations Statistics Division. (2003). *Country Profiles*. Geneva: United Nations. Available at URL: [http://unstats.un.org/unsd/cdb/cdb\\_country\\_prof\\_select.asp](http://unstats.un.org/unsd/cdb/cdb_country_prof_select.asp)
- United Nations Development Programme. (2002). *Human Development Report 2002*. New York: Oxford University Press. Available: URL: <http://hdr.undp.org/>
- World Bank. (2003). *World Development Indicators*. Washington DC: World Bank Group. Available at URL: <http://www.worldbank.org/data/countrydata/countrydata.html>
- The Global Youth Tobacco Survey Collaborative Group. (2002). Tobacco use among youth: a cross country comparison. *Tobacco Control 11*: 252-270.
- World Health Organization. (1998). *Guidelines for controlling and monitoring the tobacco epidemic*. Geneva, Switzerland. Available at URL: <http://new.globalink.org/tobacco/docs/whodocs/whoguide.htm>
- Chaloupka, FJ & Warner, KE. (2000). The Economics of Smoking. In Newhouse and Culyer (Eds.). *The Handbook of Health Economics*. Amsterdam: North Holland.
- Warner, KE. (2000). The economics of tobacco: myths and realities. *Tobacco Control 9*: 78-89. URL: <http://tc.bmjournals.com/cgi/content/full/9/1/78>
- Jha P, Chaloupka FJ. (Eds.). (2000). *Tobacco control in developing countries*. New York: Oxford University Press. Available at URL: <http://www1.worldbank.org/tobacco/tcdc.asp>
- The World Bank. (1999). *Curbing the epidemic: governments and the economics of tobacco control*. Series: Development in practice. Washington, D.C. Available at URL: <http://www1.worldbank.org/tobacco/reports.htm>
- ERC Statistics International. (2001). *The World Cigarette Market*. Suffolk, Great Britain. Available at URL: <http://www.erc-world.com/reports/tobacco/tob.htm>
- Food and Agriculture Organization of the United Nations (FAO). (2003).
- 16 Interstate Statistical Committee of the Commonwealth of Independent States. *Official Statistics of the countries of the Commonwealth of Independent States, CD-ROM, 2000-5*. Available at URL: <http://www.cisstat.com/>
- United Nations Statistics Division. Commodity Trade Statistics Data Base (COMTRADE). (2003). Available at URL: <http://unstats.un.org/unsd/comtrade/>
- United States Department of Agriculture. (2003). Foreign Agriculture Service Online. Available at URL: <http://www.fas.usda.gov/commodity.html>
- World Health Organization. (1997).
- Pan American Health Organization. (1992). *Tobacco or Health: Status in the Americas : a report of the Pan American Health Organization*. Washington, D.C: PAHO. (Scientific Publication No. 536).
- Market Tracking International Ltd. (2001). *World Tobacco File 1998-2001*. Surrey, United Kingdom: DMG Business Media.
- OECD Health Data 2000 (2000). *A comparative analysis of 29 countries*. CD-ROM. OECD, Paris, France. Available at URL: <http://www.oecd.org/EN/document/0,,EN-document-684-5-no-27-31453-0,00.html>
- Tobacco Merchants Association. (June 2002). *International Tobacco Guide*. CD-ROM. Available at URL: <http://www.tma.org/tma/products/Compendiums/itg.htm>
- Chapman S. (1992). Changes in adult cigarette consumption per head in 128 countries, 1986-1990. *Tobacco Control 1*: 281-284.
- United Nations Population Division. (2002).
- Guindon GE, Boisclair D. (2003). Past, current and future trends in tobacco use. HNP Discussion paper. *Economics of tobacco control paper no. 6*. Washington, DC: The World Bank. Available at URL: <http://www1.worldbank.org/tobacco/publications.asp>
- Food and Agriculture Organization of the United Nations (FAO). (2003).
- United Nations Statistics Division. Commodity Trade Statistics Data Base (COMTRADE). (2003).
- United Nations Industrial Development Organization (UNIDO). (2002). UNIDO Industrial Statistics Database 2002. (Revision 2). CD-ROM. Available at URL: <http://www.unido.org/en/doc/3531>
- ERC Statistics International. (2001).

41. Tobacco Merchants Association. (June 2002).
42. Guindon G, Tobin S, Yach D. (2002). Trends and affordability of cigarette prices: ample room for tax increases and related health gains. *Tobacco Control* 11: 35-43.
43. Economist Intelligence Unit (EIU). *Worldwide Cost of Living Survey*. Available at URL: [http://eiu.enumerate.com/asp/wcol\\_HelpWhatsWCOL.asp](http://eiu.enumerate.com/asp/wcol_HelpWhatsWCOL.asp)
44. ERC Statistics International. (2001).
45. Tobacco Journal International. (2001). *World summary of cigarette taxation and pricing*. Mainz, Germany. Available at URL: <http://www.tobaccojournal.com>
46. Tobacco Merchants Association. (June 2002).
47. ERC Statistics International. (2001).
48. Tobacco Merchants Association. (June 2002).
49. Maxwell JC. (2001). The Maxwell Consumer Report: *International Tobacco Report Part One and Part Two*. Richmond, Virginia: Davenport & Company LLC.
50. Peto R, Lopez AD, Boreham J, Thun MJ & Heath, Jr. C. (1994). *Mortality from Smoking in Developed Countries, 1950-2000: Indirect Estimates from National Vital Statistics*. Oxford: Oxford University Press.
51. Peto R, Lopez AD, Boreham J, Thun MJ & Heath C. (1992). Mortality from tobacco in developed countries: indirect estimation from national vital statistics. *Lancet* 339: 1268-78.
52. World Health Organization. (2003). *WHO Mortality Database*. Geneva, Switzerland. Available at URL: <http://www.who.int/whosis/mort/download.htm>
53. Ferlay J, Bray F, Pisani P & Parkin DM. (2001). *GLOBOCAN 2000: Cancer Incidence, Mortality and Prevalence Worldwide, Version 1.0*. [CD-ROM]. IARC CancerBase No. 5. Lyon: IARC Press. Available at URL: <http://www-dep.iarc.fr/globocan/globocan.html>
54. Peto, et al. (1994).
55. Peto, et al. (1992).
56. J. Boreham, personal communication. (February 15, 2003).
57. Centers for Disease Control and Prevention. (1993). Cigarette Smoking-Attributable Mortality and Years of Potential Life Lost – United States 1990. *MMWR* 42(33): 645-49.
58. Lui B, Peto R, Chen Z., Boreham J, Wu Y, Campbell TC & Chen J. (1998). Emerging tobacco hazards in China: 1. Retrospective proportional mortality study of one million deaths. *British Medical Journal* 317: 1411-22.
59. Peto R, Chen ZM, & Boreham J. (1999 January). Tobacco - the growing epidemic. *Nature Medicine* 5(1): 15-17.
60. World Health Organization. (2003).
61. Ahmad OB, Boschi-Pinto C, Lopez AD, Murray CJL, Lozano R & Inoue M. (2002). *Age Standardization of Rates: A New WHO Standard. GPE Discussion Paper Series: No. 31*. Geneva: World Health Organization. Available at URL: [http://www-t.who.int/whosis/statistics/discussion\\_papers/pdf/paper31.pdf](http://www-t.who.int/whosis/statistics/discussion_papers/pdf/paper31.pdf)
62. Ferlay J, Bray F, Pisani P & Parkin DM. (2001).
63. Pisani P, Parkin DM, Bray F, Ferlay J. (1999). Estimates of the world-wide mortality from 25 cancers in 1990. *International Journal of Cancer* 83(1): 1829.
64. Nikogosian H. & Petrea I. (Eds.). (2002). *WHO European Country Profiles on Tobacco Control: 2001*. Geneva: World Health Organization.
65. WHO Eastern Mediterranean Regional Office. (Accessed February 24, 2003). *Country Profiles on Tobacco Control in the Eastern Mediterranean Region*. Available at URL: <http://www.emro.who.int>
66. WHO Western Pacific Regional Office. (Accessed December 03, 2002). *Country Profiles, Tobacco or Health 2000*. Available at URL: <http://www.wpro.who.int>
67. National Tobacco Information Online System (NATIONS). (2003).
68. ERC Statistics International. (2001).
69. Market Tracking International Ltd. (2001).
70. Maxwell, JC. (2001).
71. Health Legislation Unit, World Health Organization. (2003). *International Digest of Health Legislation*. Available at URL: <http://www3.who.int/idhl-rils/frame.cfm?language=english>
72. Roemer R. (1993). *Legislative action to combat the world tobacco epidemic* (2nd ed.). Geneva: World Health Organization.
73. United States Department of Agriculture. (2003).
74. Tobacco Merchants Association. (June 2002).
75. GLOBALINK Tobacco Control Network. (2003).
76. Tobacco Free Initiative, World Health Organization, 20 Avenue Appia, CH1211 Geneva 27, Switzerland. Fax (41 22) 791 48 32. Email: [tfi@who.int](mailto:tfi@who.int). Available at URL: <http://www5.who.int/tobacco/>
77. International Tobacco Surveillance Unit, American Cancer Society, 1599 Clifton Rd. NE, 4th Floor, Atlanta, GA 30329-4251, USA. Fax: (001) 404-327-6450. Email: [omar.shafey@cancer.org](mailto:omar.shafey@cancer.org). Available at URL: [www.cancer.org](http://www.cancer.org)

# Regional Summary for the African Region

Akinbode Oluwafemi, *Environmental Rights Action/Friends of the Earth, Nigeria*

## Introduction

Africa was first introduced to tobacco in 1560. That year, Portuguese and Spanish merchants shipped the leaves to East Africa from where it spread to Central and West Africa. By the 1650's, European settlers were already growing tobacco in South Africa.<sup>1</sup> Though the history of tobacco dates back well over five centuries, the use of tobacco has been relatively uncommon on the continent until about a decade ago when Africa became a prime target for transnational tobacco companies' market expansion activities. With half of its over 800 million population comprising young impressionable minds, Africa offers the tobacco industry limitless opportunities and prospects for redeeming its doomed fortunes in the West. *'Taste of Adventure,' 'Houston,' 'Authentic USA,' 'Wet & Wild,' 'Taste Success,' 'Excellence: Passionate about Football'* are a few of the tobacco advertisement slogans that dot billboards across Africa. A tobacco industry chieftain once said, "It would be stupid to ignore a growing market. I can't answer the moral dilemma. We are in the business of pleasing our shareholders. We have a very strong feeling that if no one had heard of cigarettes in Timbuktu, then a Rothmans billboard would not mean anything. All we are doing is responding to a demand."<sup>2</sup>

Two out of three of the world's poorest nations are in Africa. Of the 46 countries in the WHO African region, 36 (78%) are classified as low-income, five (11%) are lower-middle income, and five (11%) are upper middle-income countries, according to the World Bank. In 1996, the average Gross National Product (GNP) per capita for Sub-Saharan Africa (SSA) was US\$481. Ethiopia has a population of 58 million and a GNP per capita of US\$110. Mozambique's 17 million people have a GNP per capita of US\$90 – the lowest in the region. In the decade from 1986-1996, sub-Saharan Africa experienced a 1% decrease in GNP.<sup>3</sup>

Africa has been a theater for wars. Poverty is widespread. A number of African countries are battling with HIV and AIDS and numerous other communicable and non-communicable diseases. The additional burden of tobacco-related diseases creates an unprecedented calamity for public health.

The question is thus, how are African youths, women and children responding to the suffocating marketing and promotional activities of the tobacco transnationals? What are the implications for rising tobacco consumption in a continent pilloried by poverty, diseases and wars? What is the

response of African governments and civil society organizations to this 'tobacco invasion'?

Since the last edition of the *Tobacco Control Country Profiles* (the *Profiles*), there have been shifts in tobacco prevalence as well as tobacco control activities in some countries. There have been noticeable changes in the demographic and political profiles of African countries. This review, among others, will highlight those shifts, Africa's leadership position in the Framework Convention on Tobacco Control (FCTC) process, as well as challenges facing tobacco control in Africa.

## Smoking Prevalence

With the exception of South Africa, cigarette consumption is on an alarming increase in most African countries. Though a comprehensive and periodic tobacco consumption and prevalence survey is lacking, available data provide enough evidence to substantiate the rising smoking trend in the continent, particularly among the youth. In 1995, the total cigarette consumption in the region stood at 131,181 million sticks. This figure rose to 212,788 million in 2000. This represents an alarming 38.4 % increase in five years.<sup>4</sup> Current data put youth smoking rate in Burkina Faso 36.7%, Ghana 16.8%; Malawi 16.9%, Nigeria 18.1% (13-15 years); Rwanda 16.7% (11-15 years); South Africa 24.3% (13-15 years); Uganda 58.1% (14-18 years) and Zimbabwe 18.5% (13-15 years). These data show an alarming trend when compared with figures in the last edition of the *Profiles*.

Rising youth smoking prevalence may be partly attributable to the volume of tobacco advertisements that dot the African public space, one element of the industry's overwhelming promotional and sponsorship presence. Marketing research conducted in Nigeria and submitted on July 25, 1991 to BAT UK and Export Limited, London by Market Behavior Limited, London, found that "new smokers enter the market at a very early age, in many cases as young as 8 or 9 seems to be quite common."<sup>5</sup>

The use of pipes, snuff, and rolled tobacco leaves is widespread among Africans. "The full extent of tobacco use will be grossly underestimated in every African country if only manufactured cigarettes are used to measure consumption patterns. About 90% of men and 11% of women in Senegal use some form of tobacco. In Kenya, the equivalent figures are 67% and 32% for men and women, respectively."<sup>6</sup>

Barring effective interventions to reverse the current trend, the adverse health impact of the tobacco epidemic is clinically predictable in Africa, sooner rather than later.

## **Tobacco Industry Activities**

Transnational tobacco companies are exploring every part of Africa for market expansion prospects. They have recently increased the acquisition of local plants. Advertisements “to maintain loyalty and attract new recruits” are increasing. They are also exploring non-traditional means like concerts, cinema tours and brand stretching to maintain visibility in public space. The British American Tobacco Company (BAT) remains a dominant player in the region. It controls over 90% of the market share in 11 countries (Democratic Republic of Congo 94%, Ghana 99%, Kenya 92%, Malawi 91%, Mauritius 99%, Nigeria 92%, Sierra Leone 99%, South Africa 94%, Uganda 90%, Zambia 100% and Zimbabwe 100%). In September 2001, BAT bought over the Nigerian Tobacco Company (NTC) and immediately announced its plan to build a \$150 million ultra-modern cigarette plant in Ibadan, Oyo State, South West Nigeria. The plant expected to come on stream in the first quarter of 2003, will produce BAT’s “international brands” for Nigeria and other markets in West Africa.

Imperial Tobacco of London has openly celebrated how its African operations have “significantly improved performance.” In March 2001, Imperial Tobacco acquired controlling shares in Tobaccor, the second biggest manufacturer and distributor of cigarette in Sub Saharan Africa. Imperial Tobacco credited Tobaccor’s African operation for the 11% growth in the latter’s operating profit for the year ending September 2001.<sup>7</sup>

Expectedly, the tobacco industry has opposed tobacco control initiatives with zest. They are quick to point out nebulous economic benefits, employment and social responsibility programmes to justify the continued recruitment of youths and children to tobacco addiction. In Malawi, BAT organised a fund raising concert in aid of the national team’s preparations for the Nation’s Cup qualifier match against Nigeria in February 2003. Across Africa, the company has made ‘Trojan Horse’ gifts to disaster relief and afforestation programmes. Industry documents have revealed how in the 1990s, BAT tried to undermine the works of health experts advancing tobacco control in South Africa by organizing “media junkets” for journalists. A Nigerian lawmaker has also blamed the non-passage of a bill seeking total ban of tobacco advertisement in that country on the “unparliamentary lobbying” by BAT.<sup>8</sup> Evidence abounds also that the tobacco company has been promoting its International Marketing

Standard as an alternative to more effective measures to reduce tobacco consumption and its associated harms.

Apart from the activities of transnational cigarette companies, tobacco cultivation is also an important problem in Africa. In 2001, Zimbabwe produced 175 metric tons of leaves and Malawi 120 metric tons. Tobacco accounts for over 30% of Zimbabwe’s export revenue and 75% in Malawi. Tobacco is also cultivated in Tanzania, Nigeria and Kenya. Industry lobbyists have touted tobacco farming and manufacturing as a great employer and a revenue-generating machine for governments. In its second intervention into Nigeria, BAT made much media fuss about its capacity to create 1000 new jobs. The company also said it would be developing 1000 model farmers for massive cultivation of tobacco.

## **Tobacco Control Sketch**

Overall, the continent has not made much progress towards effectively curbing the spread of tobacco use. Only South Africa, Botswana, Mali, and Mauritius have comprehensive anti-tobacco laws that draw strength from key principles like taxation, advertising bans, smoking restrictions, and effective cessation and education programmes. A quick look at the status of some provisions or policies necessary to curb the growing tobacco prevalence in the region explains why tobacco companies currently enjoy some advantages. For instance, only five countries (Algeria, Cape Verde, Mozambique, Niger, and South Africa) have banned tobacco advertising in certain media. This is a mere 10.8% of the region’s 46 countries. On the flipside, 23 (50%) of the countries in Africa (Angola, Botswana, Burkina Faso, Burundi, Cameroon, Cape Verde, Central African Republic, Chad, Congo, Eritrea, Ethiopia, Gabon, Gambia, Guinea Bissau, Kenya, Madagascar, Malawi, Mauritania, Rwanda, Sao Tome and Principe, Togo, Uganda, Zambia) have no form of regulation on tobacco advertising in the media.

In 27 countries (58.7%), the contents or designs of tobacco advertisements are not regulated. While only three countries (6.5%) have banned tobacco transnationals from sponsorship of events, it is unfettered in 29 countries (63%). Sales of tobacco to minors are not regulated in 29 countries (63%). In fact, age verification at the point of sale is not enforced in any African country.

Single stick sales of tobacco products has been one of the reasons for increasing youth access to tobacco. This practice is not regulated in 32 countries (70%). Other provisions that are not regulated in a majority of countries in the region include, sale by minors in 32 countries, (70%); free products in 31 countries (67.3%), brand stretching in 27 countries



(58.7%); misleading information on packaging in 32 countries (70%); smoking in private worksites in 25 countries, (54%); smoking on buses in 25 countries (54.3%); place of sale in 31 countries (67%); advertising health warnings and messages in 25 countries (54.3%) and printing of amount of content /constituents apart from tar and nicotine in 32 countries (69%).

In addition, none of the African countries is known to have constituted a National Tobacco Control Committee, none requires constituent disclosures for public or confidential use, and none has litigation-enabling provisions or measures to reduce tobacco smuggling.

However, almost all countries have banned smoking on international flights. Five countries (Algeria, Cape Verde, Mauritius, Niger, Senegal) have prohibited brand stretching. Smoking in educational facilities is outlawed in six countries (Burkina Faso, democratic Republic of Congo, Guinea, Mali, Nigeria, and Zimbabwe), and is restricted in 14 others. Six (13%) countries have also banned cigarette sale to minors while 20 (43%) require health warnings and messages on packs.

## Victories

Tobacco control is nonetheless gaining more attention across the region. The FCTC process and recent tobacco control activities in the West have engendered a new wave of consciousness and political commitment to address the tobacco menace on the continent. A good number of African countries are currently at various stages of reviewing their tobacco control laws. Some are debating draft legislations on specific aspects of tobacco control. In East Africa, the Tanzania parliament in February 2003 passed a Tobacco Control Law. It requires health warnings and prohibits the sale of tobacco products near schools and to people under the age of 18. It also outlaws smoking in public places, such as hotels and offices and requires restaurateurs to designate smoking areas and to put up no smoking signs. Kenya has a draft bill awaiting parliamentary approval while Uganda is in the early stages of preparing draft legislation.

In Nigeria, a bill seeking total ban of tobacco advertisements has been passed by the House of Representatives and is awaiting concurrent debate and passage at the Senate. In South Africa, where tobacco had been rated the second health concern after HIV/AIDS, smoking rate has been on a downward slide since it reinforced the Tobacco Control Act. Between 1993 and 1999, average cigarette consumption fell in South Africa by 20%. Average packs consumed per smoker slid downwards from 223 to 176. The smoking rate in South Africa is falling by 0.5-0.75% every year. It has

plunged among all age groups particularly among 16 to 24 years.<sup>9</sup>

South Africa's effervescent anti-tobacco lobby played a significant role in the attainment of the victories. The anti-tobacco lobby comprising non-governmental organizations (NGOs) and health experts mounted persistent pressure on government in the wake of opposition from the industry. Similar pressure points are emerging across Africa. From Malawi, Zambia, Kenya, Mali, Niger, Nigeria, Senegal to Algeria, more groups have taken up the tobacco campaign. They have raised the level of public debate around tobacco. They are putting policy makers on their toes through advocacy and litigation. In Uganda, a local NGO filed a public interest suit seeking declarations from the High Court that smoking in public places was a violation of the rights of non-smokers to a clean and healthy life. After many industry-sponsored interruptions of the case, the court issued the declarations and ordered the Environmental Management Authority to put in place measures to control smoking in public places within one year. In Nigeria, local NGOs working in collaboration with foreign partners led a campaign against BAT's Experience IT, Hollywood Cinema Tour. The show involved a temporary cinema that traveled in six Nigerian cities to screen top Hollywood films in an event where cigarettes are freely distributed. Following the campaign by the activists, Warner Bros, owner of the films screened at the cinema tour, sent a "cease and desist" letter to BAT. The NGOs have also been instrumental to the passage of the tobacco advertisement bill by the House of Representatives. More NGOs across Africa are mounting similar pressures on their governments and keeping vigil on the tobacco industry's activities.

## Africa's Leadership Role in the FCTC Process

Although lagging in national tobacco control activities, a vanguard of African nations were strongly represented in crafting a strong and effective Framework Convention for Tobacco Control (FCTC) during the negotiations of the treaty texts. The region was also exemplary in working with NGOs for the success of FCTC negotiations, WHO's first treaty. The region's performance during FCTC negotiations foreshadows a determined march towards a "tobacco-free Africa."

Efforts towards stimulating continent-wide resistance to tobacco use started with the "First Intercountry Meeting on the Contribution of Parliamentarians to Tobacco Control in the African Region" held in Lome, Togo in October 1999. African parliamentarians at the meeting expressed concern that "various forms of tobacco use in the African Region are increasing faster than other parts of the developing world"

and requested African governments to formulate or update their tobacco control laws and “to support WHO’s efforts for the preparation and adoption of the international Framework Convention on Tobacco Control.”<sup>10</sup>

A year after the Lome meeting, the policy focus of the African region on tobacco control became clearly formulated at the “Intercountry Meeting on Tobacco Control Policy and Programming in the African Region” held in Nairobi, Kenya in October 2000. The Kenya meeting, apart from recommending to African governments to “advocate and mobilize support for the negotiation and ratification of an evidence-based FCTC,” listed specific provisions for national tobacco control policies, including:

- Increasing taxation above inflation rate;
- Banning advertising, sponsorship, and promotion;
- Banning or restricting smoking in public places;
- Requiring prominent health warnings and messages on tobacco packages;
- Requiring constituent labels and addictive levels and testing methods;
- Prohibiting sales and distribution of tobacco products to and by minors.<sup>11</sup>

These key principles, in addition to the quest for financial resources to aid alternative source of income to economies dependent on tobacco control, a litigation regime that makes tobacco companies pay for the harm caused by their products, and provisions to curb illicit trade in tobacco products, formed the hub of Afro region’s negotiating platform at the intergovernmental negotiating body (INB). Rather than having a divided Africa along the line of tobacco producers and non-producers, the region’s commitment to the international tobacco control initiative reverberated in all the ‘declarations’ made at preparatory meetings held before each INB. The Johannesburg, Algiers, Abidjan, Lilongwe, and Dakar declarations are a testament to the will of the African nations to decisively tackle the looming tobacco epidemic.

This position of African delegates to the INB is a direct reflection of public opinion in the region. In a survey conducted in Nigeria in October 2001, 81% of respondents strongly support overall international initiatives for tobacco control; 88% support restrictions against advertising and promotion, visible messages on tobacco products, and tougher laws to stop smuggling of tobacco; 82% support government measures to monitor and regulate tobacco contents; and 79% support the imposition of smoking restrictions.<sup>12</sup> Although this survey was conducted in only one African country, it is, however, beyond anecdotal

evidence that public support for tobacco control is high in the continent.

The negotiation of the FCTC stimulated a new assertiveness and reawakening in the African continent. It is the era of ‘a united Africa’, the era of the Africa Union (AU). Indeed, African delegates were the first to negotiate the FCTC as a bloc with clear principles. Other WHO regions later duplicated this approach. Among the delegates were senior government officials like Ministers and Permanent Representatives to the United Nations (UN) giving political weight to the delegates’ positions. Throughout the negotiations, the African region stood firmly for public health.

## Future Challenges

A week before the final negotiations of the FCTC, African delegates met in Dakar, Senegal where they restated their commitment to a strong treaty and also called “upon the African Union to place tobacco control high on its public health agenda and to take positive steps towards the achievement of a tobacco free Africa.”<sup>13</sup> There is no doubting the existence of the political will to deal with the tobacco menace. Expectations are high that African governments will translate the political will to policies and affirmative initiatives.

To effectively confront tobacco, hurdles to surmount include building institutional capacities and human resources, generating accurate data, and providing financial support for tobacco control, as well as blocking political influence peddling by transnational tobacco corporations.

NGOs played a prominent role in shaping the African region’s position on the FCTC. With the adoption of the FCTC text, more work lies in consolidating the experience and partnership. Though more groups have added tobacco control to their projects, only a fraction work solely on tobacco. African NGOs are in dire need of capacity enhancement so they can sustain the tempo already attained. The NGO community must be equipped to effectively pressure African governments to sign and ratify the treaty. They should also have the capacity to monitor the implementation of the FCTC in the region.

Effective tobacco control policies are based on scientific behavioral, epidemiological, and economic surveys. This is lacking in the continent. There are limited data from most countries in the region on respiratory and circulatory diseases like ischemic heart disease, stroke or other diseases of the circulatory system. This makes it difficult for activists to advance the tobacco control cause through the use of mortality figures associated with tobacco use.

---

Two of Africa's economies (Malawi and Zimbabwe) earn a significant percentage of their revenue from tobacco. Their genuine fears about possible dislocation to their economies deserve the attention of funding agencies and the international community. These tobacco-dependent countries desperately need technical and financial support to aid their transition from tobacco cultivation to other income generating crops.

Tobacco control will also do battle with the tobacco transnational's political leverage in some African countries. Lately, the tobacco industry has focused more on corporate responsibility issues, so they now donate to government projects, contribute to disasters relief projects, as well as sporting activities, all in an attempt to win sympathy from governments. President Yoweri Museveni of Uganda has been quoted as expressing readiness to open the country for more tobacco investments. His Minister of Tourism, Trade and Industry, has also invited Ugandans to smoke more, saying it brings additional revenue to government. Museveni's Media Advisor, Javino Akaki is on the board of BAT. Transnational tobacco companies are becoming a threat on Africa's fragile democracies by deceiving and compromising a few politicians to spread untruths about the benefit of tobacco cultivation and manufacturing. A rising African Union with a clear agenda about good governance might however, quickly nip this in the bud. A detailed study of the economics of tobacco in African countries and provision of alternative sources of income will also assist in removing the tobacco industry's blindfolds from a few African leaders.

#### References

1. Judith Mackay and Michael Eriksen, *The Tobacco Atlas* pg 18 (WHO, 2002)
2. J. Sweeney, "Selling Cigarettes to the Africans", *The Independent Magazine*, 1988, 29 October
3. Yussuf Saloojee, "Regional Summary for the African Region", *Tobacco Control Country Profiles*, (American Cancer Society, Atlanta, 2000).
4. G. Emmanuel Guindon and David Bosclair, *Past, Current and Future Trends in Tobacco Use*, (The International Bank for Reconstruction and Development/World Bank, 2003)
5. <http://tobacodocuments.org/landman/503886993-7036html>
6. Yussuf Saloojee, "Regional Summary for the African Region", *Tobacco Control Country Profiles*, (American Cancer Society, Atlanta, 2000).
7. <http://news.bbc.co.uk/1/hi/world/africa/default.stm>
8. *The Punch*, (Lagos) October 9, 2001
9. John Eberlee, "South Africa's Winning Tobacco Control Strategy", *Science From the Developing World*, March 2003.
10. Communiqué issued at end of the First Intercountry Meeting on the Contribution of Parliamentarians to Tobacco Control in the African Region, Lome, Benin Republic, October 1999
11. The Nairobi Declaration on Tobacco Control policy and Programming in the African region made at the end of end of the Tobacco Control policy and Programming in the African Region, Nairobi, Kenya, October 2000.
12. *Public Support for International Efforts to Control Tobacco; A Survey in Five Countries*, Environics Research Group Limited, Canada 2001
13. The Dakar Declaration on the WHO Framework Convention on Tobacco Control made at the end of the Fifth regional Meeting on the Framework Convention on Tobacco Control (FCTC), Dakar, Senegal, February 10, 2003

health partners, l.l.c.  
— promoting health, providing care —

# Regional Summary for the Region of the Americas

*Heather Selin, Jaime Pérez Martín, and Armando Peruga, World Health Organization, Tobacco Free Initiative, Regional Office for the Americas (PAHO)*

## Regional Overview

The Region of the Americas includes all countries of the Western Hemisphere, including North America, Mexico, the English-Speaking Caribbean, Central America, and South America. Population in the region was estimated at 854 million in 2002.<sup>1</sup> Based on 1990-1994 data, tobacco-caused mortality is estimated to be more than one million deaths annually.<sup>2</sup> In the Southern Cone (Argentina, Chile, Paraguay, and Uruguay) and in North America, tobacco is responsible for about one-quarter of all deaths, with tobacco's disease burden only slightly higher among males than females.<sup>3</sup>

## Tobacco Use and Exposure to Secondhand Smoke

Tobacco use ranges widely throughout the region, with the highest prevalence rates among adolescents aged 13-15 found in countries of the Southern Cone (for example, Santiago, Chile – 38.7%), and the lowest rates found in specific countries in the English-speaking Caribbean (for example, Antigua and Barbuda – 13.5%).<sup>4</sup>

Similarly, exposure of adolescents to secondhand tobacco smoke in the home ranges from a high of nearly 70% in Argentina and Cuba, to a low of 18.6% in Antigua and Barbuda.<sup>5</sup>

Tobacco consumption per capita appears to be declining throughout the region. However, due to limited comparable trend data it is possible to say with certainty only that smoking prevalence has declined steadily and significantly over the past several years in Canada,<sup>6</sup> although several states in the United States have reported dramatic reductions in consumption as a result of comprehensive programs.<sup>7,8</sup> Preliminary data from new research also seems to indicate that Brazil may have experienced significant declines.

## Tobacco Industry

The tobacco market in the Americas outside of the US and Canada is dominated almost entirely by British American Tobacco (BAT) and, to a lesser extent, Philip Morris International (PMI). In 1999, BAT controlled 60% of the Latin American market, with PMI controlling most of the rest.<sup>9</sup> The extent of monopolization is extreme in many countries, where BAT has virtually 100% market share.

Despite the challenges to its credibility in Canada and the United States of America, the tobacco industry still enjoys

widespread access to and influence among many governments in Latin America and the Caribbean.<sup>10</sup> There remains a strong perception throughout the region that the tobacco industry is critical to national economies and that tobacco control measures will harm the economy. In some countries the tobacco companies are seen as good corporate partners, and many governments have signed agreements with the industry to implement the industry's ineffective "youth smoking prevention" programs in schools.<sup>11</sup> Despite decades of evidence showing voluntary promotional restrictions by the industry to be ineffective, the industry continues to convince governments to buy into these voluntary codes.<sup>12</sup>

Civil society in most countries in the region is only beginning to take up tobacco control as an issue. The experience of most countries shows that strong support from non-governmental organizations (NGOs) enables governments to implement stronger tobacco control measures than would otherwise be the case. In the absence of strong civil society pressure, the industry has found it much easier to maintain a status quo of weak regulation.

## Tobacco Programs and Policies

In Canada and the United States, the last few years have seen rapid advances in smoke-free policies at the municipal and state/provincial levels. Major cities such as New York, Boston, Victoria, and Ottawa now prohibit smoking in all workplaces and public places, including bars and restaurants.

Brazil has recently prohibited most tobacco advertising and promotion, has declared public transport and public places smoke-free and, along with Canada, has implemented one of only two picture-based tobacco package warning systems in the world.

In countries for which data is available, the real price of a pack of Marlboros (or equivalent premium international brand) declined between 1990 and 2000 in five countries of the region (in order of decline, Costa Rica, Uruguay, Argentina, Canada, Guatemala) and increased in six (United States of America, Paraguay, Mexico, Chile, Ecuador, Panama).<sup>13</sup>

Other than in those countries mentioned above, there has been little progress in implementing effective measures to reduce tobacco use, with scattered exceptions. The focus of tobacco control legislation in most countries has traditionally

been on measures known to be ineffective in reducing tobacco use, such as restrictions on tobacco sales to young people, or has been insufficiently comprehensive to have an impact, such as laws mandating shared smoking and non-smoking areas in government buildings, or minimal restrictions on tobacco advertising. For example, based on available data fewer than half of countries prohibit smoking in health institutions, and only a handful ban smoking in government worksites. Nearly half of countries in the region prohibit smoking in public transportation. Laws in many countries mandate that tobacco advertising be restricted on television during daytime hours only, with few or no restrictions on promotion in the non-electronic media.

However, most countries in the region actively supported a strong Framework Convention on Tobacco Control (FCTC), and many are expected to ratify the draft text presented to the World Health Assembly in May 2003. The FCTC process is expected to accelerate the implementation of effective programs and policies to reduce and monitor tobacco use.

## Challenges and Opportunities

Despite the recent slow progress in actual policy change outside of Brazil and North America, many factors indicate that the groundwork is being laid for greater progress over the next few years.

The FCTC has obvious positive implications for tobacco control. The negotiation of the treaty has increased governments' interest in and commitment to tobacco control. It has also strengthened the international community of NGOs working on tobacco control. The involvement of civil society to counter tobacco industry pressure is critical to achieving more rapid advances in the Americas. The FCTC's pending ratification will compel many countries to evaluate their current approaches to tobacco control and consider where improvements are needed.

The Smoke Free Americas initiative, launched by the Pan American Health Organization (PAHO) in 2001, focuses specifically on building capacity for smoke-free environments. Through policy-relevant research, training, community building, and information dissemination, this initiative has re-energized tobacco control in many countries. The strengthening of policies in the short term is expected as a result.

The recent release of key reports by PAHO and by the University of California at San Francisco on the activities of the tobacco industry to undermine tobacco control in the region received wide media coverage, raised awareness among governments of the limitations and disadvantages of partnering with the industry, and stimulated interest among researchers in the region in further examining the internal documents of the industry.

In the past several years, most international tobacco control donors have tended not to focus on Latin America and the Caribbean. However, this may be changing as increased activity in tobacco control by PAHO and by other actors in the Americas has highlighted the opportunities for and potential benefits of greater investments in this region.

---

## References

1. Pan American Health Organization. *Health in the Americas*. Volume I, 2002 Edition. PAHO, Washington DC, 2002.
2. Ibid.
3. Ibid.
4. Peruga A, Pérez Martin J. The Global Youth Tobacco Survey: Results in the Americas. *Epidemiological Bulletin V.23 No.2 (June 2002)* pp 6-9. Pan American Health Organization.
5. *Health in the Americas* op cit.
6. Health Canada. Canadian Tobacco Use Monitoring Survey. <http://www.hc-sc.gc.ca/hecs-sesc/tobacco/research/ctums/index.html>
7. Centers for Disease Control and Prevention. See various MMWR reports on consumption in Florida, Massachusetts and Oregon at <http://www.hc-sc.gc.ca/hecs-sesc/tobacco/research/ctums/index.html>.
8. California Department of Health Services. <http://www.dhs.ca.gov/tobacco/html/factsheets.htm>.
9. Hammond R. *Addicted to Profit: Big Tobacco's Expanding Global Reach*. Essential Action. Washington, DC, 1998.
10. Aguinaga Bialous A, Shatenstein S. *Profits Over People: Tobacco Industry Activities to Market Cigarettes and Undermine Public Health in Latin America and the Caribbean*. Pan American Health Organization, Washington, DC, 2002.
11. Ibid.
12. See, for example, news reports of voluntary agreement on tobacco promotion between the Government of Mexico and tobacco companies signed 24 June 2002. <http://www.finanzas.com/id.4072663/noticias/noticia.htm>
13. Guindon GE, Tobin S, Yach D. Trends and affordability of cigarette prices: ample room for tax increases and related health gains. *Tobacco Control 2002 v.11:35-43*.

# Regional Summary for the Eastern Mediterranean Region

*Fatimah M.S. El-Awa, World Health Organization, Tobacco Free Initiative, Eastern Mediterranean Regional Office (EMRO)*

Over the past 50 years, the fundamental relationship between tobacco use, death and disease has been well established and is beyond doubt. The Eastern Mediterranean Region (EMR) in particular faces a great challenge due to high rates of tobacco consumption. In most of the countries of the Region, the rates of smoking reach up to 50% among men and around 10% among women. The situation among youth of both sexes is even more serious as seen in this profile.

Over the last decade, enormous efforts have been dedicated towards tobacco control. An unlimited number of activities took place regionally as well as nationally in support of the tobacco control message. Of course, new evidence as well as changes at the global level in policy to control tobacco – such as the preparation of the Framework Convention on Tobacco Control (FCTC) – had a direct effect on redirecting the policy that has been followed by the Regional Office as well as by its Member States.

Steadily, tobacco control is breaking out of its old medical shell into the broader arena of politics, economics and social behavior. Tobacco control is not only gaining more support at different levels but it is in the scope of interest of many groups. It has been recognized that improving the lifestyle of the population is impossible without realizing the consequences of tobacco use on the social and economic well being of each country.

It will take a long time to get the degree of attention needed for change but, networking at the regional level, collaborating with different sectors in EMR Member States and garnering support for World Health Organization (WHO)'s FCTC are signs that change is coming and that tobacco control is soon to be a priority area not only in the Regional Office, as it currently is, but also in each Member State.

## Smoking Prevalence

The available data at the country level which was gathered officially for the first time in the Eastern Mediterranean Regional Profile shows that the levels of consumption do vary from one country to the other. On average, the level of consumption among men is around 50% while among women it is nearly 5%. However in some countries there are extraordinary exceptions such as in Yemen, where the prevalence of tobacco use among women is 29% and among youth aged 15-19 in Lebanon it reaches 33.7%, which is con-

sidered very high compared to other Member States. This is due either: (a) to a special kind of tobacco use, like the use of 'khat' in Yemen which accordingly increases tobacco use; or (b) to the wide social acceptance of tobacco use in Lebanon.

## Legislation

The direct involvement of EMR Member States in the developments of the FCTC reflected effectively on their tobacco control efforts and more specifically their legislation.

Three countries have adopted tobacco control laws during 2002, namely Pakistan, Egypt, and Qatar. Moreover, four other countries are studying new tobacco control laws and will be presenting them to their parliaments shortly. These countries are Oman, Yemen, Lebanon, and Syria.

This kind of development is unique. Five years ago, this would never have happened as tobacco control was not a priority on the political agenda of most EMR Member States. The FCTC however has changed that. The evidence of the harm caused by tobacco that has been publicized through the process of the FCTC became clear beyond a doubt.

Additionally and for the first time, it was officially realized that the tobacco industry is taking a lead in increasing the level of consumption in developing countries, which led to a widespread movement against such activities. This led to the formulation of four reports on the tobacco industry activities in Egypt, Gulf Cooperation Council (GCC) and Iran. These reports highlighted the efforts of the tobacco industry to undermine tobacco control efforts and its involvement in tobacco smuggling in the Region.

Moreover, the involvement of high political figures such as Mrs. Susan Mubarak, Egypt's First Lady and Queen Rania Al-Abdulla of Jordan, in support of tobacco control strengthened the national efforts for tobacco control and led to the official adoption of national tobacco control plans, then the establishment of national committees with the involvement of different sectors.

## Infrastructure for Tobacco Control

Tobacco control programmes used to be controlled by Ministries of Health, however there are currently more players joining in as the political commitment increases. Fifteen of the 23 Member States have multi-sectoral committees which involve other Ministries as well as some Civil Society Groups. At the same time, there is now a full-time Focal Point

---

in almost all EMR Member States. This increase in the number of people helping out in this area has contributed to the growing attention given to it and to the activities carried out in its support. For example, there are two surveys being carried out at the Regional level. These are the Global Youth Tobacco Survey (GYTS), which is currently being implemented in more than 19 Member States and the Health Professionals Survey (HP), which was carried out in 13 Member States. These are in addition to numerous other national level activities and studies that would have never materialized without the devotion of tobacco Focal Points in EMR Member States.

Eleven of the 23 Member States have tobacco control programmes available and nine out of the 11 actually have written tobacco control programmes. In the remaining Member States, the Focal Points decide on the priority areas of work within the general policy and framework of the Minister of Health.

The significant development that took place during the last two years is the acceptance of the role played by Non-governmental Organizations (NGOs) in controlling tobacco. We see NGOs as key partners in the national tobacco control programmes in Iran, Egypt, Jordan and Saudi Arabia. Through the WHO project "Channeling the Outrage" there is a high possibility of more involvement of NGOs in other Member States in implementing and developing tobacco control related policies.

On another front, there is an increasing interest in tobacco cessation. Twelve Member States established their own tobacco cessation clinics, with technical support provided through individual experts as well as through WHO.

## Conclusion

It has been well recognized that combating a multi-faceted problem like that of tobacco requires concerted action on several fronts at the same time. It is neither feasible nor useful for the Ministry of Health to undertake such a problem on

its own. The plan of action which the Regional Committee approved in its original and revised forms in 1996 and 1999 addresses this issue and outlines a strategy that involves different sectors and a host of governmental departments and NGOs. Actually, the Regional plan of action provides for the establishment in every Member State of a national, multi-sectoral council or committee to coordinate and promote national tobacco control policies and efforts. Fifteen Member States in the Region have such committees but in other Member States the responsibility continues to be limited to the health sector. A national committee will get all sectors involved in tobacco control and they will play their respective roles in the success of tobacco control. If we limit our national committees to the health sector, the efforts will continue to be lopsided. Therefore, those Member States which have such health committees are urged to widen them and make them multi-sectoral, and those which have not yet formed such councils are urged to form such committees as soon as possible.

Unfortunately, the implementation of the Regional plan of action remains sketchy in most of the Region's countries despite the fact that most Member States recognize the seriousness of the tobacco epidemic and the need to move with determination to combat it.

Moreover, each Member State needs to formulate a strategy that addresses the various aspects of the tobacco problem. Such a strategy is based on certain fundamental principles (which was included in the Regional plan of action mentioned above) that apply to all societies and communities, but their application and the speed of their implementation may vary from one country to another.

The above should be taken forward in parallel to the adoption, ratification and implementation of the FCTC. The FCTC is the one international tool that will support national frameworks and give support to nations with specific problems.

# Regional Summary for the European Region

---

*World Health Organization, Tobacco Free Initiative, Regional Office for Europe (EURO)*

The tobacco epidemic is one of the greatest public health challenges facing World Health Organization (WHO)'s European Region. While it has fallen considerably over the past 30 years and has currently stabilized, smoking prevalence in the Region still remains at a level that is devastating for public health and future generations. The negative trends in smoking prevalence among young people, women and lower socio-economic groups, as well as the gap in tobacco control policies between Member States, are of a particular concern.

According to the data available, at the beginning of 2002 approximately 30% of the adult population in the Region are regular smokers. The overall trend is relatively stable, with a slight decline since the mid-1990s. Nearly 38% of men in the Region are smokers, with an increasing gap between east and west, and a still significant gap between groups of countries with prevalence rates of more than 50% (at least 11 countries) and less than 30% (four countries). Nearly 23% of women are smokers, with a slightly narrowing gap between east and west. Smoking prevalence among young people is around 27-30% Region-wide, with a slight trend upward. No Member States showed a decrease in smoking prevalence among young people during the late 1990s. Among lower socioeconomic groups the trend is also not encouraging, and there is no indication that the socioeconomic gradient in tobacco use is being reduced. The standardized death rate for lung cancer has stabilized or is slightly decreasing in the central and western parts of the Region. The death rate among women is still increasing as they were, in general, exposed to tobacco later than men.

Since 1997, approximately three quarters of European Member States have strengthened their policies on tobacco taxation; two thirds of countries have reinforced measures to combat smuggling; one-third have introduced age restrictions on tobacco sales; and at least eight countries have introduced a complete ban or strict restrictions on direct advertising and have significantly improved regulations on smoking in public places. Since 1997, nearly one-third of Member States have established intersectoral coordinating committees, and half of those have adopted national action plans on tobacco control. In the majority of countries, the range of pharmacological products for smoking cessation has increased and most popular products have become available in pharmacies without prescription.

At the end of 2001, the degree of implementation of the main elements and targets of comprehensive tobacco control policy in the Region is as follows. Approximately 80% of Member States have bans or restrictions on smoking in public places and workplaces (with still significant differences in the degree of implementation) and make available common nicotine replacement therapy (NRT) products without prescription in pharmacies (although their accessibility is in general low). Three-quarters of Member States have established intersectoral coordinating committees. However, only nearly half the Member States have national action plans and partial restrictions or bans on both direct and indirect forms of advertising of tobacco products; only one-third of countries have sustainable and gender-based public information campaigns; nearly one-quarter have earmarked tobacco taxes and restricted access to tobacco products for people under 18 (also eliminating all major impersonal modes of sale); and almost no countries reimburse the cost of treatment of tobacco dependence, publish comprehensive national reports on tobacco control, or have introduced health warnings and requirements for tar and nicotine at the levels recommended by the Third Action Plan for a Tobacco-free Europe.

This review of implementation of tobacco policies has also revealed obstacles and challenges throughout the Region. While most Member States have a policy on taxation of tobacco products, in general it is not explicitly referred to public health concerns, and therefore the increase in the real price of tobacco, where it exists, is not as consistent as it should be. Despite the improvement of measures and instruments to combat smuggling reported by the majority of Member States, the smuggling of tobacco products still has major negative economic and public health impacts throughout the Region. Introducing new laws and regulations has not always brought tangible results, and several countries, mainly in the eastern part of the Region, are still in the process of launching their implementation. Furthermore, the lack of a strategy and comprehensive approach is still characteristic of at least one third of country tobacco control policies and activities. In other countries, insufficient coordination mechanisms, and inadequate funding and monitoring, reduce the effectiveness of national actions. Finally, the lack of public support and public information is still an important



---

constraint on the effectiveness of many national and local programmes.

Despite new bans and restrictions on advertising, the tobacco industry has continued to develop unscrupulous marketing, promoting “youth anti-smoking education programmes” and indirect forms of advertising targeted mainly at young people. It has been trying to influence national and European Union policies, in some cases successfully, in order to delay, weaken or even annul legislation under development or already adopted.

The main change in the policy area has been in the eastern part of the Region. Most countries of central and eastern Europe introduced or strengthened legislation on tobacco control, and many of them have been achieving success in implementing their new policies, notably in the areas of taxation, advertising and protection of the rights of nonsmokers. Recently many countries in the Commonwealth of Independent States have also begun to introduce new or stronger laws and have reinforced their positions and coordination with regard to international measures against tobacco, and especially the Framework Convention. In the western part of Europe, where the major elements of tobacco control were introduced before the late 1990s, the main changes have been in the implementation of existing laws and regulations and the adoption of the recent European Union (EU) directive on product regulation which, owing to its scope, may have a positive impact throughout the Region. Some western countries have recently introduced stronger legislation,

specifically on advertising, age restrictions, and smoke-free environments.

The WHO European Ministerial Conference, a milestone in the European tobacco control, was held in Warsaw, Poland, 18-19 February 2002. It highlighted the increased political will and commitment of Member States to tackle the tobacco epidemic in the Region and globally. The Warsaw Declaration called for the development of a European Strategy for Tobacco Control, a strong support for a comprehensive Framework Convention on Tobacco Control, and for strengthened partnerships for coordinated policies in the Region.

To strengthen action and sustain progress, Member States adopted the European Strategy for Tobacco Control (ESTC) at the WHO Regional Committee in September 2002. The ESTC sets out strategic directions for action in the Region, to be carried out through national policies, legislation and international cooperation. Its principal target is to obtain a realistic and substantial increase in the rates of not taking up and quitting smoking, in order to at least double the average annual reduction of smoking prevalence in the Region, which currently stands at nearly 1%, and to ensure citizens’ right to a smoke-free environment. The Strategy will contribute to building and reinforcing the social environment for a tobacco-free Europe. The ESTC reflects the increased political commitment to, and public health expectations for, tobacco control in WHO’s European Region and provides an evidence-based framework and guidance for effective national action and international collaboration.

health partners, l.l.c.  
— promoting health, providing care —

# Regional Summary for the South-East Asia Region

*Khalilur Rahman, Sawat Ramaboot, World Health Organization, Tobacco Free Initiative, South-East Asia Regional Office (SEARO)*

The 11 countries – Bangladesh, Bhutan, Democratic People's Republic of Korea, India, Indonesia, Maldives, Myanmar, Nepal, Sri Lanka, Thailand and Timor Leste – comprising the WHO South-East Asia Region (SEAR) are inhabited by 1.536 billion people (in 2000) comprising about 25.35% of the world population. In regard to economic developmental level, the countries have also some parity. One half of them are developing countries; while the other half of countries fall into the category of the least developing countries.

In regard to tobacco consumption, SEAR has some unique problems. The people in the region are used to both smoke and smokeless tobacco consumption. Four countries of the region – India, Indonesia, Bangladesh and Thailand – are among the top 20 tobacco-producing countries in the world.

## Tobacco Cultivation and Production

Tobacco farming for home consumption has been an age-old practice for the rural people of the South-East Asian Region. However, tobacco cultivation for commercial purposes is a relatively new phenomenon. During the mid-1990s, some 815,000 hectares of land in the Region was under tobacco cultivation which, by 2000, had slightly decreased to 809,000 hectares – about 16.5% of the world total. Except in two countries of the Region, land under tobacco cultivation has declined in the last ten years. It increased by 4.9% and 10.0% in India and the Democratic People's Republic of Korea in the decade of the 1990s. In 2000, some 436,000 hectares of land was harvested for tobacco in India.

Despite a decline in the total area under tobacco cultivation, as a whole, the Region's production of tobacco leaf has increased in the late 1990s compared to a decade ago. During the 1990s, tobacco leaf production decreased in Bangladesh, Nepal, Democratic People's Republic of Korea, Indonesia, and Sri Lanka. The other countries in the region increased tobacco leaf production. India has only slightly increased the land under tobacco cultivation but production of tobacco leaf has risen by 10.4% to 609,000 metric tons between 1990 and 2000. Similarly, Thailand's production of tobacco increased 6.8% to 74,200 metric tons by 2000. These increases may be due to more intensive agricultural practices.

In the last ten years, the production of major tobacco products, like cigarettes increased in the Region. Overall, the

production of cigarettes has gone up by more than 50%. While it has declined in Sri Lanka and Thailand, it has increased substantially in India, Indonesia, Bangladesh, and Myanmar. In Nepal, it has remained constant in the last ten years. Though recent data are not available from the Democratic People's Republic of Korea, it is quite likely that cigarette production has increased there. Indonesia's cigarette (including *kreteks* and *klobots*) production, as a percentage of the total regional cigarette production, was about 51.5% in the early 1990s. By the late 1990s it increased to 60.5%. India occupies the second position in the Region in terms of cigarette production. However, because of the lack of data on bidi production, India's position is not very clear. Thailand occupies the third place in the production of cigarettes.

## Employment in Tobacco Sector

Employment in tobacco-related activities is difficult to estimate as many of these activities are seasonal. Furthermore, many workers are migrants, part-time, and/or family members, and include workers of all ages and both genders. The available statistics in the South-East Asian countries suggest that tobacco-related full-time employment, as a percentage of total employment, ranges between 0.06% and 0.6%. In the Region as a whole, some 4.2 million persons are employed full time, in about 2 281 tobacco establishments. They represent 1% to 2% of the total work force. Except for 21 cigarette manufacturers and two *gutkha* (chewing tobacco) producers, the other establishments are small. These 21 manufacturers account for more than 80% of the total cigarette market in the Region. Interestingly, most of these are BAT owned or BAT affiliated. BAT's cigarette market shares are: 60% in Bangladesh, 78% in India, 56% in Nepal, 99.8% in Sri Lanka, and 1% in Thailand.

## Types of Tobacco Products in the Region

The main commercial tobacco products that are smoked are regular cigarettes, *kreteks* (indigenous cheroots containing tobacco, cloves and cocoa), *klobots*, cheroots, bidis, and cigars. Of these, cigarettes are most commonly smoked in all countries. *Kreteks* and *klobots* are popular in Indonesia, and *bidis* in India, Bangladesh, Nepal, Sri Lanka, and Maldives. *Cheroots* are common in Myanmar, while cigars are used in all countries but only by a select few. Other forms of smok-

ing tobacco products such as *kakkad/chilim/sulfa* (smoking of tobacco in clay pipe), *hukka* (hubble-bubble), and hand-rolled tobacco are also common in the Region, particularly in India, Nepal, Bangladesh, Myanmar, Maldives, Sri Lanka, and Bhutan.

A variety of smokeless tobacco products are consumed in South-East Asia. *Pan masala*, *gutkha* (industrially-manufactured chewing tobacco product), *khaini* (chewing of dry tobacco leaves and lime), and chewing tobacco with areca nuts are common in India, Nepal, Bangladesh, Sri Lanka, Maldives, and Bhutan. They are consumed in Myanmar too, but not so extensively.

## Tobacco Revenue

Tobacco revenue, as a percentage of the government annual revenue, is substantial in some of these countries. It is as high as 10-12% of the total government revenue in Nepal and Sri Lanka. In Nepal, the annual tobacco revenue was about US\$48 million in 1999/2000, while in Sri Lanka it was about US\$270 million in 1999. In India, Indonesia and Thailand, tobacco revenue accounts for 3% of the total revenue. In 1998, India's tobacco revenue was about US\$1.54 billion, Thailand's US\$771 million and Indonesia's US\$531 million. In Bangladesh, tobacco revenue ranges between 4% to 5% of the total government revenue. In 1999-2000 it was US\$278 million. In Maldives and Myanmar, tobacco revenue of the total government revenue was 1.7% and 0.2% respectively in 1998-99. In absolute terms, Maldives earned US\$11.8 million, and Myanmar US\$38.8 million as tobacco revenue in 1998-99.

Taxes on cigarettes range from 30% to 60% in the Region, but taxes on *bidi*, *cheroots* and hand-rolled cigarettes are much lower. In India, a *bidi* making house producing less than 2 million sticks a year is tax exempted, leaving this industry virtually out of the tax bracket. The price per pack of local cigarettes in the Region ranges from US\$0.20 to US\$1.56. On an average, less than half a day's labour is needed to buy a pack of cigarettes. Other tobacco products are much cheaper.

## Tobacco Consumption, Prevalence and Control Measures

The per capita tobacco consumption data are difficult to estimate as adequate sales, import and export data are not available. Smuggling of tobacco products in the Region further compounds the problem. However, cigarette and *bidi* production, imports and exports data indicate that the overall per capita consumption (cigarettes and *bidi* combined) had increased in the late 1990s compared to the early 1970s in Bangladesh, India, Indonesia, Myanmar, and Nepal. In

Maldives and Thailand, the per capita consumption had slightly decreased, whereas in Sri Lanka it appears to have declined by some 12%.

Tobacco prevalence in mega countries of the Region has increased in the past decade. In Bangladesh, the overall prevalence increased from 37% to 41%. In Indonesia, it increased from 28.6% in 1990, to 31.9% in 1998. In India, it increased from 19.5% in 1993-94, to 20.5% in 1998-99, and the latter is argued to be under-reported. In Sri Lanka and Thailand, some decline in the prevalence of tobacco use has been noticed. Unfortunately, most increases in tobacco prevalence are accounted for by an increasing number of women tobacco consumers.

Most cigarettes manufactured in the Region have tar levels ranging from 18-30 mg, and in *bidis* about 40-50 mg. *Kreteks* are reported to contain 41-71 mg tar level. The nicotine level ranges between 0.9-3.2 mg.

Smoking attributable morbidity data are scarce in the Region. Sporadic research in different parts of the Region suggests that smoking is responsible for cardiovascular disease, cancer and respiratory ailments. Second-hand smoke is also a major problem. Some 56% (Sri Lanka) to 70% (Nepal) homes have at least one family member smoking. In most countries of the Region, lung cancer mortality tops the list among all cancer deaths, particularly among males. Oral cavity cancer also stands out prominently even among women in this Region.

Health warnings on tobacco products are in place in all countries of the Region, except Bhutan and Democratic People's Republic of Korea. However, the effectiveness of health warnings is questionable especially in low literate societies. Besides, in most countries warnings are too small to be noticed. Most countries have banned tobacco product advertisements in the electronic media, even though advertising in print media is allowed in some countries. Some countries, such as India, have no regulations that ban promotion of tobacco products through private media channels. However, India has taken a big step to ban smoking in all public places since November 2001 through an order of the Supreme Court. In most countries, smoking is not allowed in public places. In Bangladesh, India, Maldives, Sri Lanka, and Thailand, minors are not allowed to buy tobacco products. Only one country of the region, Thailand, has a comprehensive tobacco control policy.

World No-Tobacco Day is celebrated in all SEAR countries. Hazards of tobacco use have also been incorporated in the school health education programmes. Most countries have well-organized health education programmes conducted by both government and NGOs.

---

All countries of the Region have strongly supported the Framework Convention on Tobacco Control (FCTC) process in order to have an effective convention to control tobacco. This strong will would need to be translated into ratification and active implementation of the FCTC.

## Research in Tobacco Control

Youth being the most vulnerable and easily reachable target of the tobacco industry, WHO and the Centers for Disease Control and Prevention (CDC), Atlanta, USA, developed the Global Youth Tobacco Survey (GYTS) to track tobacco use among youth across countries. The intention is to enhance the capacity of countries to design, implement and evaluate tobacco control and prevention programmes. Similarly under “Protecting the Youth from Tobacco”, four activities are currently underway in India.

A number of projects under the “Channeling the Outrage” project have been undertaken in the region. Studies on implementation of pilot projects on community-based tobacco cessation interventions have been initiated in five countries of the region.

In view of greater impact and necessity of multisectoral approach to tobacco control, a study on review of existing and potential multisectoral mechanisms for comprehensive national tobacco control in eight countries of the region with a view to developing a Regional Strategy for Multisectoral Mechanisms for Comprehensive Tobacco Control in the region.

In order to magnify the economic impacts of tobacco, a joint WHO-World Bank study on economic analysis of tobacco control was being conducted in seven countries of the region. The findings of these studies will also be widely disseminated in the Member Countries.

Given the implications of Bollywood on tobacco consumption among the youth, a study on the portrayal of

tobacco in Indian cinema entitled “Bollywood: a victim or ally?” was undertaken in India and efforts are being made to implement the recommendations of the study.

In order to assess the situation on the overall impact of tobacco on women, a Regional Situation Analysis on the subject is being carried out. Similarly, given the widespread production and use of oral tobacco and its huge nefarious health impacts, another Regional Situation Analysis has been undertaken in this area. The studies would depict the true pictures in these two areas in SEAR countries and appropriate measures would be taken to address them.

## Conclusion

The increasing trends of tobacco production and consumption in the region vary from country to country. However, there is a concern that these increasing trends are more visible in mega countries, in particular, in countries like India. Although only one country of the region has, until today, a comprehensive national tobacco control policy, putting in place the proposed Regional Strategy for Multisectoral Mechanisms for Comprehensive Tobacco Control in the region would improve the situation in the future. SEAR countries have also yet to establish reliable information system in order for better and effective planning, implementation and monitoring of the tobacco control activities. It is, however, heartening that all the Member Countries in the region have strong commitment to control the tobacco epidemic in the region. This strong commitment was reflected throughout the whole process of the FCTC negotiations. It is hoped that the SEAR Member Countries will continue to display this commitment by ratifying the FCTC at their earliest opportunity once it has been adopted by the 56th World Health Assembly in May 2003 and by implementing the convention to their right earnest.

— promoting health, providing care —

# Regional Summary for the Western Pacific Region

Annette M. David, World Health Organization, Tobacco Free Initiative, Western Pacific Regional Office (WPRO)

## The Western Pacific Region

The Western Pacific Region, one of the six regions of the World Health Organization (WHO), was delineated during the First World Health Assembly in 1948. There are 37 Member States and areas in the Region, which stretches from China and Mongolia in the north and west, to New Zealand in the south, and French Polynesia in the east. Today, it is home to approximately 1.6 billion people, nearly one-third of the world's population. Culturally, politically, economically, and socially diverse, it simultaneously presents great challenges and immense opportunities in tobacco control.

## Issues

**Tobacco as a major risk to health in the Western Pacific.** Of the non-infectious causes of death and disease, tobacco use is the most damaging and prevalent. Tobacco-attributable mortality continues to rise in a disproportionately rapid manner: over the past 50 years, the global annual death toll from tobacco-related diseases rose more than 14 times, from an estimated 0.3 million deaths in 1950 to 4.2 million in 2000. Recent data disclosed a further increase in annual tobacco-related mortality, to nearly 5 million in 2002. The Western Pacific Region accounts for almost 20% of these deaths, losing one person for every five lives claimed by tobacco.<sup>1</sup>

Tobacco use contributes significantly to the disease burden of the Region. The World Health Report 2002 identified tobacco use as among the top three major risks to health in its analysis of both the developed and developing countries within the Western Pacific. Among the developed countries

(Australia, Brunei Darussalam, Japan, New Zealand and Singapore) tobacco ranks as the leading health risk factor, accounting for over 50% of the population attributable fraction for chronic obstructive pulmonary disease and cancers of the lung, trachea and bronchus. In these countries, tobacco use also plays a role in the causation or aggravation of ischaemic heart disease and cerebrovascular disease, which are two leading diseases that make up over 15% of disability adjusted life years (DALYs). Among the Region's developing countries, tobacco use adversely impacts five of the top 10 diseases and injuries: cerebrovascular disease, lower respiratory infections, chronic obstructive pulmonary disease, ischaemic heart disease and tuberculosis, which together account for over 18% of years of healthy life lost for the people in these countries.<sup>2</sup> Clearly, tobacco exacts a tremendous price from the Western Pacific; ironically, the Region's tobacco-related illness and death are entirely preventable.

**Tobacco use and the Region's youth.** Because of the long lead time between exposure to tobacco and the onset of disease, most of the disease burden reflected in the statistics above is borne by adults, who began smoking or chewing tobacco many years ago. Data from the Global Youth Tobacco Survey (GYTS) on the current number of children and young people already using tobacco imply a future health cost to the Region of greater magnitude (Table 1).<sup>3</sup> Results of the GYTS within the Western Pacific reveal an alarmingly high rate of tobacco use among schoolchildren aged 13-15, with 58.5% of schoolchildren surveyed in Palau and 62.4% in the Northern Marianas islands currently smoking. Many of

Table 1. Selected indicators, Global Youth Tobacco Survey among participating Western Pacific countries

Country	Year of survey	Current smokers (%)	Smoking before age 10 (%)	Smoke >6 cigarettes daily (%)	Currently use other tobacco products (%)	Exposed to others' smoke at home (%)	Desire to stop (%)
Fiji	1999	15.1	21.6	10.8	7.9	49.4	78.0
CNMI*	2000	62.4	31.0	6.8	52.7	64.9	80.7
Palau	2000	58.5	31.9	16.0	53.5	46.0	76.8
Philippines	2000	23.3	14.1	6.5	11.1	58.2	85.2
Singapore	2000	9.4	22.7	21.3	NA	35.1	61.9
China: Chongqing	1999	14.6	39.2	7.1	9.6	56.8	72.4
China: Guangdong	1999	10.3	37.7	19.4	6.7	49.4	62.5
China: Shandong	1999	8.6	20.5	3.3	6.9	48.9	86.9
China: Tianjin	1999	9.7	27.3	10.8	4.9	59.1	86.9

\*CNMI: Commonwealth of the Northern Mariana Islands.

Note: The GYTS is a school-based survey carried out among school children aged 13-15.

Source: Tobacco Control, August 2002.

these children started smoking before the age of 10; for instance, in Chongqing, China, of the schoolchildren currently smoking, 39% reported starting before reaching 10 years of age. An overwhelming majority of these children want to quit tobacco use but are unable to do so, presumably because of nicotine addiction. Exposure to second-hand smoke both at home and in public places remains disturbingly high.

The tobacco industry targets this age group through direct and indirect marketing and promotions. The industry also promotes “youth smoking prevention” programmes through schools and civic groups in several of the Region’s Member States and areas, including Australia, Guam, Japan, Lao PDR, Malaysia, Papua New Guinea, the Philippines, and Vietnam. Close scrutiny of these “prevention” programmes reveals that they utilize strategies shown to be ineffective and, in some cases, counter-productive in preventing tobacco use.<sup>4</sup>

**Trends in tobacco consumption.** Currently, one in three cigarettes is consumed in the Western Pacific Region. On the average, 60% of the Region’s men and 6% of the women currently smoke, with Chinese men making up the largest pool of smokers. Of the five largest countries by population in the Region, only Japan and the Republic of Korea are experiencing declines in tobacco use prevalence. Among the more developed countries in the Western Pacific, where tobacco use among adults is generally lower than the Regional average, a disturbing trend of increasing consumption by young women is emerging. In the rest of the Region rates of tobacco use are still high, with increases noted particularly among the young.<sup>5</sup> Maintaining and expanding this consumer base is a prime objective of the multinational tobacco industry.

**Politics, economics and the tobacco industry.** Controlling the tobacco epidemic within the Region remains politically challenging, because tobacco use is often perceived by Governments as contributing significantly to national revenues. China and Japan continue to hold majority stake in their domestic tobacco industries, and in the Indochina countries and the Philippines, tobacco agriculture and manufacturing provide jobs and funnel investment dollars to the local economies. However, tobacco’s perceived financial benefits mask the true costs of poor health, increasing disease burden, premature mortality, and the impact on long-term national productivity. In the Philippines, for example, the tobacco industry provided total earnings of approximately 26 billion Philippine pesos to the government, but drained the country of 47 billion Philippine pesos in health care costs and lost productivity.<sup>6</sup>

Regional expansion by the tobacco industry continues in several countries within the Western Pacific. In Lao People’s Democratic Republic, the industry reportedly plans to increase tobacco leaf production six-fold in ten years, with a projected increase in crop area from the current 675 hectares to 4000 hectares by 2011 and a corresponding increase in tobacco leaf production from 810 tonnes in 2002 to 64,000 tonnes by 2011.<sup>7</sup> Very recently, in the Philippines, Philip Morris International inaugurated a new US\$300 million cigarette manufacturing plant that is envisioned as the company’s Southeast Asian hub, producing 40 billion cigarette sticks annually.<sup>8</sup>

Underlying these seemingly benevolent capital investments in developing countries is an effective strategy to preempt attempts to increase taxes on tobacco products – under the Association of South East Asian Nations (ASEAN) Free Trade Agreement (AFTA), cigarettes made in ASEAN countries using at least 40% of raw materials from the ASEAN subregion qualify as local products, and are therefore subject to the tariff reduction scheme mandated in the trade agreement. Already, Malaysia has lowered tariffs on tobacco products in line with the AFTA.<sup>9</sup>

While globalization in general is politically desirable, globalization of tobacco trade can work against tobacco control, by lowering prices through tariff reductions and increasing the availability of tobacco and tobacco products under the banner of trade liberalization, unless Governments recognize the inherently dangerous nature of tobacco to human health as a basis for restricting trade in tobacco. The tobacco industry and its allies are quick to seize opportunities to expand their markets under the banner of globalization. For instance, when China recently joined the World Trade Organization, entry into the Chinese market of foreign cigarette brands was one of the key areas negotiated by the major world economies with China.

## **Action for a Tobacco-free Region**

### **The international Framework Convention on Tobacco Control – a Rallying Point for tobacco control in the Western Pacific**

The WHO envisions the international Framework Convention on Tobacco Control (FCTC) as a crucial vehicle to control tobacco use globally, while strengthening the efforts of individual Governments to protect their population from the adverse effects of tobacco. However, while the FCTC provides the guidelines for action against tobacco, ensuring that these guidelines are brought to fruition can only happen at the national level. Thus, the success of the FCTC will depend almost entirely on countries’ abilities to implement and

enforce the Framework's provisions. Building national capacity must happen in parallel with efforts to ensure that the FCTC is ratified, because Member States need to have attained readiness for implementation when the Convention enters into force. This requires long-term political commitment to a dynamic process for developing and sustaining country capacity to respond effectively to the tobacco epidemic. Unless this happens, the FCTC will be incapable of helping countries to achieve the desired reductions in tobacco use and years of healthy life lost due to tobacco. The majority of the Western Pacific Member States and areas recognize this, and are working to make it happen.

The process of developing and negotiating the FCTC has been a catalyst in the Western Pacific. A total of 24 WPR Member States were actively involved in the finalization of the FCTC Text, concluding four years of work to produce an international tobacco control treaty. Directly as a result of this, several countries have established interministerial and multi-sectoral committees to oversee national tobacco control efforts. Working in partnership with WHO and other local and international agencies involved in tobacco control, progress in national capacity building was enhanced in these Member States, as exemplified by the following:<sup>10</sup>

- Cambodia put in place a partial tobacco advertising ban, and is working towards a complete advertising ban within the next two years. Its smoking cessation programme among monks is being expanded to cover other sectors of the population. A pilot project combining livelihood generation, health promotion and tobacco control is likewise being stepped up gradually because of its initial success.
- China has finalized its National Plan of Action for Tobacco Control and is in the implementation phase for several of its activities. A Tobacco Control Office within the China Centers for Disease Control was recently established, with WHO support. Pilot community-based smoking cessation projects in Beijing and Chengdu, and activities to ensure smoke-free environments for children in several cities are currently under implementation.
- The Cook Islands has developed an updated Comprehensive Act on tobacco control, which is being readied for legislative passage later in 2003.
- Kiribati developed its own advocacy campaign using local young sports champions to campaign for a healthy, tobacco-free lifestyle.
- Lao People's Democratic Republic recently instituted its official Interministerial Committee for Tobacco Control, and is finalizing its National Policy and Plan of Action. Smoking cessation training workshops have been initiated for health

professionals and health workers, and a smoke-free workplace policy is undergoing finalization.

- Malaysia has initiated a review of the feasibility of earmarking tobacco and alcohol taxes for financing its domestic tobacco control programme. Also, a comprehensive tobacco advertising ban is now in effect nationally.
- Niue has prepared a draft tobacco control law, with WHO support, which is expected to undergo legislative review and adoption later this year.
- The Philippines is undertaking an innovative approach to developing a strong legislative base to ensure smoke-free public places, through partnerships and technical assistance to local government units for the enactment of local ordinances in line with the country's Clean Air Act.
- Viet Nam successfully spurned the tobacco industry's efforts to penetrate the youth market through deceptive "smoking prevention" educational programmes. An official tobacco-free policy is now in place for the 2003 South-East Asia Games to be held in the country. A pilot project to ensure healthy, tobacco-free environments for children is also underway.
- Development of more comprehensive tobacco control legislation is underway in Brunei Darussalam, Kiribati, the Republic of Korea, Mongolia, and Palau.

## Future

While these represent progress made in combating the tobacco epidemic, the Region still is faced with enormous challenges and obstacles. The critical challenges for the Region include ensuring the FCTC's entry into force and sustaining tobacco control efforts after the FCTC has entered into force. Because the FCTC's entry into force depends on how speedily Governments ratify the treaty, it is crucial to extend advocacy efforts to include political mobilization by nationals so that the FCTC is readily passed by each country's legislative body. Finding credible local champions for tobacco control can expedite this process, because these champions can generate popular support for the treaty, as well as mobilize a mass base for the implementation of specific tobacco control interventions. The experience in the Republic of Korea illustrates how having the "right" champions can lead to measurable declines in tobacco consumption over time.<sup>11</sup>

It should be expected that attempts by the tobacco industry to oppose or circumvent national and regional tobacco control efforts will escalate as the entry into force of the FCTC nears. Already, Member States, WHO and other partners should strengthen their alliance to ensure that the industry is not allowed to weaken tobacco control efforts and sabotage

the process of ratification and entry into force. Strategic collaboration with other sectors within Governments, related international agencies and nongovernmental organizations is needed as well, to safeguard the FCTC and national tobacco control efforts.

Clearly, if progress is to be sustained in tobacco control, future resources need to be redirected to Member States, particularly those where tobacco consumption is high, and where the tobacco industry maintains a strong presence. Having country-based tobacco control staff who are competent in both the technical and managerial aspects tobacco control programmes can boost the likelihood of successful programme development and implementation. Securing this type of national expertise should become a priority for the future.

In responding to the issue of tobacco as a major risk to health, with a significant contribution to several of the major non-communicable and communicable causes of death and illness within the Region, it is essential to frame tobacco use as a public health problem that intersects the major areas of general public health. This will pave the way for integrating tobacco control into core public health programmes, such as health promotion, control of non-communicable diseases, adolescent health, and environmental health. The prevalence of second-hand smoke exposure, especially among children, needs to be addressed through policy and advocacy; combining efforts with the newly established Healthy Environments for Children Alliance provides an attractive option to pursue this particular area of work. In all cases, opportunities to integrate and complement existing or newly created health programmes should be utilized to ensure that tobacco control is gradually incorporated into the mainstream of public health. This will also help augment resources for tobacco control.

Finding sustainable financing for tobacco control remains a major challenge for many countries, particularly in the Western Pacific. Member States need to explore creative ways to support tobacco control efforts. The feasibility of increasing taxes on tobacco and tobacco products and funneling the revenues generated into health promotion and tobacco control should be actively explored, as this represents an effective mechanism to reduce tobacco consumption while providing for tobacco control activities.

A major issue that needs to be addressed definitively is that of globalization and its implications in opening up markets for tobacco trade. Another contentious issue is the effect of stringent tobacco control measures in countries that derive a substantial proportion of their gross national income from tobacco growing and/or manufacturing. The combined expertise of the Food and Agricultural Organization, the

International Labour Organization, the World Bank, the World Trade Organization and other related agencies need to be integrated into WHO's efforts to control the tobacco epidemic.

Finally, extending the existing surveillance mechanism to include general population data on tobacco consumption patterns and behaviours will provide countries with a more complete picture of their progress in the fight to curb the tobacco epidemic. Using the survey instruments and database as tools to monitor progress and guide future programme development must occur, if WHO and its Member States are to move ahead in their desire to achieve real and measurable health impacts as a result of their tobacco control efforts.

Unlike most other public health problems, there are no easy and quick solutions to the tobacco epidemic. Tobacco control is the marathon in public health. WHO and its Member States need sustained commitment to work progressively to secure a Western Pacific Region that is safe, healthy and tobacco-free.

---

#### References

1. Mackay, J., Eriksen, M. *The Tobacco Atlas*. World Health Organization, 2002.
2. World Health Organization. *The World Health Report 2002: Reducing Risks, Promoting Healthy Life*. World Health Organization, 2002.
3. The Global Youth Tobacco Survey Collaborative Group. Tobacco use among youth: a cross country comparison. *Tobacco Control* 2002; 11:252-270.
4. Tobacco Free Initiative WHO-WPRO. *Seeing Beneath the Surface: The Truth About the Tobacco Industry's Youth Smoking Prevention Programmes*. World Health Organization Western Pacific Regional Office, 2002.
5. Tobacco Free Initiative chapter, *The Work of WHO in the Western Pacific Region 1 July 2001-30 June 2002 (Report of the Regional Director to the Regional Committee for the Western Pacific, Fifty-third Session)*. World Health Organization Regional Office for the Western Pacific, 2002.
6. Dans, A., et al. Monograph on cigarette smoking in the Philippines. Report submitted to TFI-WPRO, 2000.
7. Tobacco industry set for massive ten-year expansion: lao cigarettes, tobacco products for export. *Vientiane Times*, 4-6 December 2001.
8. Marlboro man adapts to a world hostile to smokers. *The Philippine Star*, 12 May 2003.
9. ASEAN Secretariat website at: [http://www.aseansec.org/economic/afta/agr\\_shs.htm](http://www.aseansec.org/economic/afta/agr_shs.htm) Special Protocol on the Special Arrangements for Sensitive and Highly Sensitive Products.
10. Tobacco Free Initiative chapter, *The Work of WHO in the Western Pacific Region 1 July 2002-30 June 2003 (Report of the Regional Director to the Regional Committee for the Western Pacific, Fifty-fourth Session)*. World Health Organization Regional Office for the Western Pacific, 2003.
11. Tobacco Free Initiative WHO-WPRO. *Progress in South Korea brochure*. World Health Organization Western Pacific Regional Office, 2002.



# Country Profiles

---



health partners, l.l.c.

— promoting health, providing care —

	Population (millions)			
	1995	2000	2025	2050
All adults, ages 15+	10.730	12.299	26.995	50.247
Female adults	5.186	5.949	13.104	24.559
All youth, ages 0-14	8.344	9.466	18.198	22.021
Female youth	4.041	4.589	8.803	10.713

Source: United Nations Population Division, World Population Prospects 1950-2050 (2000 revision)

Real GDP per capita (PPP), US Dollars	
1975	723
1980	694
1985	868
1990	651
1995	563
2000	663

Source: World Health Report 2002

## SMOKING PREVALENCE

Adult		Youth		Health Professionals	
Males	-	Males	-	Males	-
Females	-	Females	-	Females	-
Overall	-	Overall	-	Overall	-

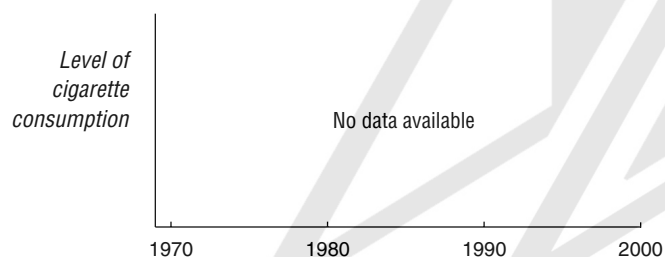
Adult: No data available

Youth: No data available

Health professional: No data available

## TOBACCO ECONOMY

### Annual per capita Consumption, Three Year Moving Average



### Annual Cigarette Consumption

Year	Per capita Consumption (cigarette sticks)	Total Consumption (millions of cigarette sticks)
1970	-	-
1980	-	-
1990	-	-
1995	-	-
2000	-	-

### Annual Tobacco Trade and Agriculture Statistics

	Unit of Measurement	1970	1980	1990	1995	2000
Cigarette imports	sticks in millions	76	-	-	-	-
Cigarette exports	sticks in millions	-	-	-	-	-
Tobacco leaf imports	metric tons	-	-	-	-	-
Tobacco leaf exports (% of total exports)	metric tons (%)	- (-)	- (-)	- (-)	- (-)	- (-)
Cigarette production	sticks in millions	-	-	-	-	-
Tobacco leaf production	metric tons	-	-	-	-	-
Land devoted to tobacco growing (% of agricultural land)	hectares (%)	- (-)	- (-)	- (-)	- (-)	- (-)
Employment in tobacco manufacturing	people	-	-	-	-	-

### Retail Price of 20 Cigarettes with Tax

Type	US \$	Local
Domestic brand	-	-
Foreign brand	-	-

Source: No data available

### Cigarette Taxes and Duties

Excise tax	-
Sales tax	-
Import duty	-

Source: No data available

### Market Share by Cigarette Manufacturer



## SMOKING-RELATED DISEASE IMPACT

**Mortality from Cancer, Respiratory and Circulatory Disease, 2000**  
Numbers of deaths/World age-standardized mortality rate per 100,000 population

Disease	Male		Female		Ages	Disease	Male		Female		Ages
	Number	Rate	Number	Rate			Number	Rate	Number	Rate	
Trachea, lung, and bronchus cancer	772	51.9	114	7.7	45+	Ischemic heart disease	-	-	-	-	
Lip, oral cavity, and pharynx cancer	592	39.1	455	30.1	45+	Stroke	-	-	-	-	
Respiratory disease	-	-	-	-		Other diseases of the circulatory system	-	-	-	-	
						All causes	-	-	-	-	

Source: Ferlay, J., Bray, F., Pisani, P. and Parkin, D.M. (2001). *GLOBOCAN 2000: Cancer Incidence, Mortality and Prevalence Worldwide, Version 1.0*. [CD-ROM]. IARC CancerBase No. 5. Lyon: IARC Press. Available at URL: <http://www-dep.iarc.fr/globocan/globocan.html>

## INFRASTRUCTURE FOR TOBACCO CONTROL

### National Tobacco Control Provisions

Tobacco Bans and Restrictions	Not				Tobacco Requirements and Regulations	Not			
	Banned	Restricted	Regulated	Unknown		Required	Regulated	Regulated	Unknown
Advertising in certain media	X				Advertising health warnings/messages	N/A			
Advertising to certain audiences	X				Age verification for sales				X
Advertising in certain locations	X				Manufacturing licensure				X
Advertisement content or design	N/A				Package health warning/message			X	
Sponsorship or promotion for certain audiences				X	Label design on packaging				X
Sponsorship advertising of events				X	Ingredient/constituent information on package label				X
Brand stretching				X	Amount of tar				X
Sales to minors				X	Amount of nicotine				X
Sales by minors				X	Amount of other ingredients/constituents				X
Place of sales				X	Product constituents as confidential information				X
Vending machines				X	Product constituents as public information				X
Free products				X	Constituent disclosure by brand				X
Single cigarette sales				X	Constituent disclosure in the aggregate				X
Misleading information on packaging				X					
Smoking in government buildings (incl. worksites)				X	<b>Other Provisions</b>	<b>Yes</b>	<b>No</b>	<b>Unknown</b>	
Smoking in private worksites				X	National tobacco control committee			X	
Smoking in educational facilities				X	Tobacco control education/promotion			X	
Smoking in health care facilities				X	Anti-smuggling provisions			X	
Smoking on buses				X	Litigation enabling provisions			X	
Smoking on trains				X					
Smoking in taxis				X					
Smoking on ferries				X					
Smoking on domestic air flights				X					
Smoking on international air flights				X					
Smoking in restaurants				X					
Smoking in nightclubs and bars				X					
Smoking in other public places				X					

Refer to Appendix B for more information about national tobacco control provisions.

## Population (millions)

	1995	2000	2025	2050
All adults, ages 15+	2.180	2.195	2.869	3.164
Female adults	1.070	1.077	1.425	1.590
All youth, ages 0-14	1.005	0.939	0.806	0.741
Female youth	0.484	0.455	0.390	0.358

Source: United Nations Population Division, World Population Prospects 1950-2050 (2000 revision)

## Real GDP per capita (PPP), US Dollars

1975	2689
1980	3301
1985	3298
1990	3029
1995	2810
2000	3474

Source: World Health Report 2002

## SMOKING PREVALENCE

## Adult (15 Years &amp; Older), 1999-2000

Males	60
Females	18
Overall	39

## Youth (15-24 Year Olds), 1990-1991

Males	26.2
Females	3.3

## Medical Students, 2000

Males	55.4
Females	34.3
Overall	43.8

Adult: Nationwide survey covering 20 of the country's 36 districts; Reported in World Health Organization. (2002). *European Country Profiles on Tobacco Control, 2001*. Copenhagen: WHO Regional Office for Europe.

Youth: Current smoking in six districts; Information provided by Dr. I. Teneqexhiu, Directorate, Office of Health Education.

Health professional: Smokers (daily, occasional or experimental) among medical students entering fifth year of training in Tirana; Vakefliu, Y., Argjiri, D., Peposhi, I., Agron, S. and Melani, A.S. (2002). Tobacco smoking habits, beliefs, and attitudes among medical students in Tirana, Albania. *Preventive Medicine* 34(3): 370-373.

## TOBACCO ECONOMY

## Annual per capita Consumption, Three Year Moving Average, 1996 = 100



## Annual Cigarette Consumption

Year	Per capita Consumption (cigarette sticks)	Total Consumption (millions of cigarette sticks)
1970	-	-
1980	-	-
1990	-	-
1995	-	-
2000	1056	2317

## Annual Tobacco Trade and Agriculture Statistics

	Unit of Measurement	1970	1980	1990	1995	2000
Cigarette imports	sticks in millions	-	-	-	-	2260
Cigarette exports	sticks in millions	-	-	-	-	5
Tobacco leaf imports	metric tons	-	-	39000	100	-
Tobacco leaf exports (% of total exports)	metric tons (%)	6033 (-)	10158 (-)	11200 (-)	1500 (-)	1112 (0.96%)
Cigarette production	sticks in millions	-	4950	4947	685	62
Tobacco leaf production	metric tons	12160	18000	14100	5741	6200
Land devoted to tobacco growing (% of agricultural land)	hectares (%)	17962 (1.46%)	20500 (1.83%)	24000 (2.14%)	6177 (0.55%)	5700 (0.50%)
Employment in tobacco manufacturing	people	-	-	-	976	-

## Retail Price of 20 Cigarettes with Tax

Type	US \$	Local
MPPC	\$0.42	60.00

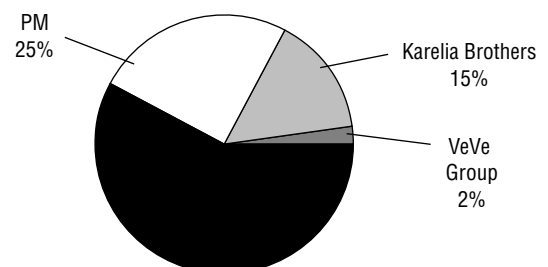
Source: TJI, 2001

## Cigarette Taxes and Duties

Excise tax	11-15 LCU/packet based on quality
Sales tax	20%
Import duty	15%

Source: ERC

## Market Share by Cigarette Manufacturer, 2000



Source: TMA

## SMOKING-RELATED DISEASE IMPACT

**Mortality from Cancer, Respiratory and Circulatory Disease, 2000**  
Numbers of deaths/World age-standardized mortality rate per 100,000 population

Disease	Male		Female		Ages	Disease	Male		Female		Ages
	Number	Rate	Number	Rate			Number	Rate	Number	Rate	
Trachea, lung, and bronchus cancer	443	92.6	103	19.9	35+	Ischemic heart disease	1087	251.6	717	142.6	35+
Lip, oral cavity, and pharynx cancer	27	5.7	14	2.7	35+	Stroke	1399	380.4	1414	285.7	35+
Respiratory disease	212	54.6	131	26.9	35+	Other diseases of the circulatory system	1208	332.0	1032	210.5	35+
						All causes	7590	1926.9	5894	1191.5	35+

Source: World Health Organization. (2003). *WHO Mortality Database*. Geneva: WHO.

## INFRASTRUCTURE FOR TOBACCO CONTROL

### National Tobacco Control Provisions

Tobacco Bans and Restrictions	Not				Tobacco Requirements and Regulations	Not			
	Banned	Restricted	Regulated	Unknown		Required	Regulated	Regulated	Unknown
Advertising in certain media	X				Advertising health warnings/messages	X			
Advertising to certain audiences				X	Age verification for sales				X
Advertising in certain locations			X		Manufacturing licensure	X			
Advertisement content or design				X	Package health warning/message			X	
Sponsorship or promotion for certain audiences			X		Label design on packaging			X	
Sponsorship advertising of events				X	Ingredient/constituent information on package label			X	
Brand stretching			X		Amount of tar		X		
Sales to minors			X		Amount of nicotine		X		
Sales by minors				X	Amount of other ingredients/constituents		X		
Place of sales				X	Product constituents as confidential information				X
Vending machines			X		Product constituents as public information				X
Free products			X		Constituent disclosure by brand				X
Single cigarette sales			X		Constituent disclosure in the aggregate				X
Misleading information on packaging				X					
Smoking in government buildings (incl. worksites)			X						
Smoking in private worksites			X						
Smoking in educational facilities			X						
Smoking in health care facilities			X						
Smoking on buses			X						
Smoking on trains			X						
Smoking in taxis			X						
Smoking on ferries			X						
Smoking on domestic air flights			X						
Smoking on international air flights		X							
Smoking in restaurants			X						
Smoking in nightclubs and bars			X						
Smoking in other public places				X					

Other Provisions	Yes	No	Unknown
National tobacco control committee		X	
Tobacco control education/promotion	X		
Anti-smuggling provisions			X
Litigation enabling provisions			X

Refer to Appendix B for more information about national tobacco control provisions.

	Population (millions)			
	1995	2000	2025	2050
All adults, ages 15+	16.994	19.737	32.663	41.108
Female adults	8.443	9.790	16.175	20.610
All youth, ages 0-14	10.661	10.554	10.074	10.072
Female youth	5.207	5.155	4.934	4.916

Source: United Nations Population Division, World Population Prospects 1950-2050 (2000 revision)

Real GDP per capita (PPP), US Dollars	
1975	2928
1980	3695
1985	3974
1990	3594
1995	3348
2000	3659

Source: World Health Report 2002

## SMOKING PREVALENCE

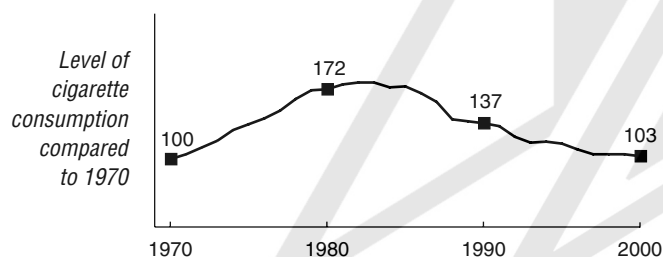
Adult (10 Years & Older), 1997-1998		Youth (15 Years & Younger)		Medical Students	
Males	43.8	Males	4	All medical students	37
Females	6.6	Females	<1		

Adult: Current tobacco smoking in Setif area; Information provided by Hamdi Cherif Mokhtar, Hospital Mere Enfant.

Youth and Health professionals: Current smoking (survey year unknown); Tessier, J.F., Nejari, C. and Bennani-Othmani, M. (1999). Smoking in Mediterranean countries: Europe, North Africa and the Middle-East. Results from a co-operative study. *International Journal of Tuberculosis and Lung Disease* 3(10): 927-937.

## TOBACCO ECONOMY

### Annual per capita Consumption, Three Year Moving Average, 1970 = 100



### Annual Cigarette Consumption

Year	Per capita Consumption (cigarette sticks)	Total Consumption (millions of cigarette sticks)
1970	866	6150
1980	1499	15027
1990	1301	18776
1995	1094	18589
2000	859	16950

### Annual Tobacco Trade and Agriculture Statistics

	Unit of Measurement	1970	1980	1990	1995	2000
Cigarette imports	sticks in millions	191	218	1	2170	-
Cigarette exports	sticks in millions	104	635	-	-	108
Tobacco leaf imports	metric tons	3612	18226	10298	22407	17944
Tobacco leaf exports (% of total exports)	metric tons (%)	334 (0.01%)	- (-)	- (-)	- (-)	- (-)
Cigarette production	sticks in millions	6063	15444	18775	16419	17058
Tobacco leaf production	metric tons	3862	3282	3578	2790	7153
Land devoted to tobacco growing (% of agricultural land)	hectares (%)	6750 (0.02%)	4380 (0.01%)	2900 (0.01%)	2650 (0.01%)	6450 (0.02%)
Employment in tobacco manufacturing	people	3840	9630	-	-	-

### Retail Price of 20 Cigarettes with Tax

Type	US \$	Local
Domestic brand	-	-
Foreign brand	\$2.28	180.00

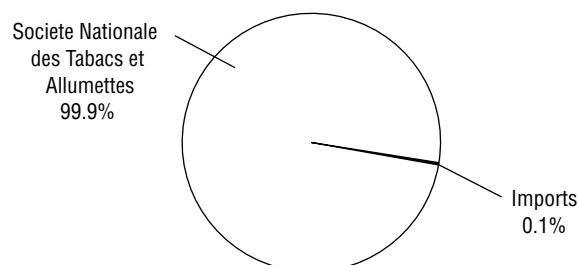
Source: EIU, September 2002

### Cigarette Taxes and Duties

Excise tax	1022 LCU/kg (dark cigs)
Excise tax	1245 LCU/kg (blond cigs)
Sales tax	17%
Import duty	45%

Source: ERC

### Market Share by Cigarette Manufacturer, 2000



Source: ERC

## SMOKING-RELATED DISEASE IMPACT

**Mortality from Cancer, Respiratory and Circulatory Disease, 2000**  
Numbers of deaths/World age-standardized mortality rate per 100,000 population

Disease	Male		Female		Ages	Disease	Male		Female		Ages
	Number	Rate	Number	Rate			Number	Rate	Number	Rate	
Trachea, lung, and bronchus cancer	1726	82.5	219	9.4	45+	Ischemic heart disease	-	-	-	-	
Lip, oral cavity, and pharynx cancer	352	16.4	154	6.6	45+	Stroke	-	-	-	-	
Respiratory disease	-	-	-	-		Other diseases of the circulatory system	-	-	-	-	
						All causes	-	-	-	-	

Source: Ferlay, J., Bray, F., Pisani, P. and Parkin, D.M. (2001). *GLOBOCAN 2000: Cancer Incidence, Mortality and Prevalence Worldwide, Version 1.0*. [CD-ROM]. IARC CancerBase No. 5. Lyon: IARC Press. Available at URL: <http://www-dep.iarc.fr/globocan/globocan.html>

## INFRASTRUCTURE FOR TOBACCO CONTROL

### National Tobacco Control Provisions

Tobacco Bans and Restrictions	Not				Tobacco Requirements and Regulations	Not			
	Banned	Restricted	Regulated	Unknown		Required	Regulated	Regulated	Unknown
Advertising in certain media	X				Advertising health warnings/messages	N/A			
Advertising to certain audiences	X				Age verification for sales			X	
Advertising in certain locations	X				Manufacturing licensure				X
Advertisement content or design	N/A				Package health warning/message	X			
Sponsorship or promotion for certain audiences	X				Label design on packaging			X	
Sponsorship advertising of events	X				Ingredient/constituent information on package label			X	
Brand stretching	X				Amount of tar			X	
Sales to minors			X		Amount of nicotine			X	
Sales by minors			X		Amount of other ingredients/constituents			X	
Place of sales			X		Product constituents as confidential information			X	
Vending machines			X		Product constituents as public information			X	
Free products			X		Constituent disclosure by brand			X	
Single cigarette sales			X		Constituent disclosure in the aggregate			X	
Misleading information on packaging			X						
Smoking in government buildings (incl. worksites)				X	<b>Other Provisions</b>	<b>Yes</b>	<b>No</b>	<b>Unknown</b>	
Smoking in private worksites				X	National tobacco control committee		X		
Smoking in educational facilities				X	Tobacco control education/promotion	X			
Smoking in health care facilities				X	Anti-smuggling provisions			X	
Smoking on buses				X	Litigation enabling provisions		X		
Smoking on trains				X					
Smoking in taxis				X					
Smoking on ferries				X					
Smoking on domestic air flights				X					
Smoking on international air flights				X					
Smoking in restaurants				X					
Smoking in nightclubs and bars				X					
Smoking in other public places				X					

Refer to Appendix B for more information about national tobacco control provisions.

	Population (millions)			
	1995	2000	2025	2050
Total	0.068	0.086	0.181	0.193
Females	0.035	0.044	0.093	0.100
Males	0.033	0.042	0.088	0.094

Source: Food and Agriculture Organization of the United Nations (FAO 2001)

Real GDP per capita (PPP), US Dollars	
1975	14740
1980	16202
1985	17022
1990	18915
1995	20419
2000	20984

Source: World Health Report 2002

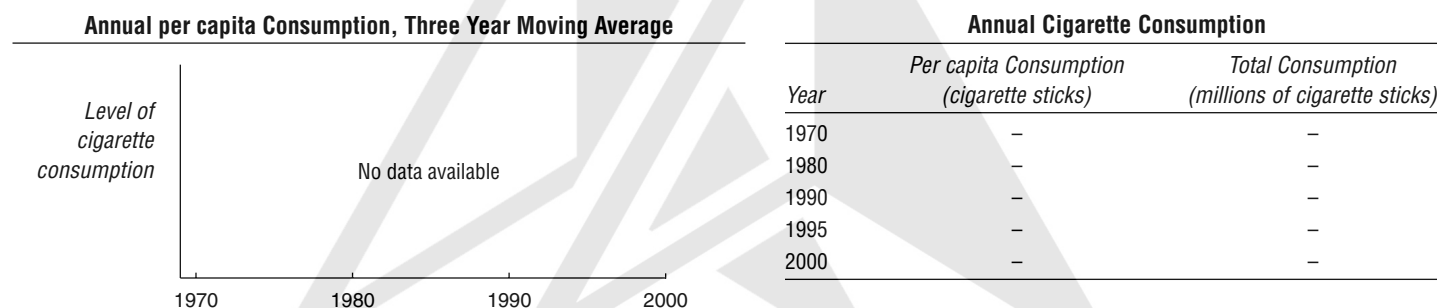
## SMOKING PREVALENCE

Adult (15 Years & Older), 1997		Youth (15-24 Year Olds), 1997		Health Professionals	
Males	44	Males	40	Males	-
Females	28	Females	42	Females	-
Overall	36	Overall	41	Overall	-

Adult and Youth: Current smoker; Coll, M., Borrell, C., Villabi, J.R. and Goicoechea, J.R. (2000). [Smoking prevalence in Andorra: reference for intervention evaluation]. *Revue d'Epidemiologie et de Sante Publique* 48(3): 305-308.

Health professional: No data available

## TOBACCO ECONOMY



**Annual Tobacco Trade and Agriculture Statistics**

	Unit of Measurement	1970	1980	1990	1995	2000
Cigarette imports	sticks in millions	-	-	-	-	541
Cigarette exports	sticks in millions	-	-	-	-	65
Tobacco leaf imports	metric tons	-	-	-	-	-
Tobacco leaf exports (% of total exports)	metric tons (%)	- (-)	- (-)	- (-)	- (-)	- (-)
Cigarette production	sticks in millions	-	-	-	-	-
Tobacco leaf production	metric tons	-	-	-	-	-
Land devoted to tobacco growing (% of agricultural land)	hectares (%)	- (-)	- (-)	- (-)	- (-)	- (-)
Employment in tobacco manufacturing	people	-	-	-	-	-

**Retail Price of 20 Cigarettes with Tax**

Type	US \$	Local
Domestic brand	-	-
Foreign brand	-	-

Source: No data available

**Cigarette Taxes and Duties**

Excise tax	-
Sales tax	-
Import duty	-

Source: No data available

**Market Share by Cigarette Manufacturer**





## SMOKING-RELATED DISEASE IMPACT

### Mortality from Cancer, Respiratory and Circulatory Disease

Numbers of deaths/World age-standardized mortality rate per 100,000 population

Disease	Male		Female		Ages	Disease	Male		Female		Ages
	Number	Rate	Number	Rate			Number	Rate	Number	Rate	
Trachea, lung, and bronchus cancer	-	-	-	-		Ischemic heart disease	-	-	-	-	
Lip, oral cavity, and pharynx cancer	-	-	-	-		Stroke	-	-	-	-	
Respiratory disease	-	-	-	-		Other diseases of the circulatory system	-	-	-	-	
						All causes	-	-	-	-	

Source: No data available

## INFRASTRUCTURE FOR TOBACCO CONTROL

### National Tobacco Control Provisions

Tobacco Bans and Restrictions	Not				Tobacco Requirements and Regulations	Not			
	Banned	Restricted	Regulated	Unknown		Required	Regulated	Regulated	Unknown
Advertising in certain media			X		Advertising health warnings/messages				X
Advertising to certain audiences				X	Age verification for sales				X
Advertising in certain locations			X		Manufacturing licensure				X
Advertisement content or design				X	Package health warning/message	X			
Sponsorship or promotion for certain audiences				X	Label design on packaging		X		
Sponsorship advertising of events				X	Ingredient/constituent information on package label				X
Brand stretching				X	Amount of tar				X
Sales to minors			X		Amount of nicotine				X
Sales by minors				X	Amount of other ingredients/constituents				X
Place of sales		X			Product constituents as confidential information				X
Vending machines			X		Product constituents as public information				X
Free products			X		Constituent disclosure by brand				X
Single cigarette sales			X		Constituent disclosure in the aggregate				X
Misleading information on packaging				X					
Smoking in government buildings (incl. worksites)	X				<b>Other Provisions</b>	<b>Yes</b>	<b>No</b>	<b>Unknown</b>	
Smoking in private worksites			X		National tobacco control committee		X		
Smoking in educational facilities	X				Tobacco control education/promotion			X	
Smoking in health care facilities				X	Anti-smuggling provisions	X			
Smoking on buses	X				Litigation enabling provisions			X	
Smoking on trains				X					
Smoking in taxis				X					
Smoking on ferries				X					
Smoking on domestic air flights				X					
Smoking on international air flights				X					
Smoking in restaurants			X						
Smoking in nightclubs and bars			X						
Smoking in other public places				X					

Refer to Appendix B for more information about national tobacco control provisions.

	Population (millions)			
	1995	2000	2025	2050
All adults, ages 15+	5.931	6.809	15.171	33.757
Female adults	3.035	3.476	7.658	16.948
All youth, ages 0-14	5.408	6.326	13.042	19.570
Female youth	2.702	3.159	6.481	9.691

Source: United Nations Population Division, World Population Prospects 1950-2050 (2000 revision)

Real GDP per capita (PPP), US Dollars	
1975	1855
1980	1681
1985	1609
1990	1641
1995	1229
2000	1363

Source: World Health Report 2002

## SMOKING PREVALENCE

Adult		Youth		Health Professionals	
Males	-	Males	-	Males	-
Females	-	Females	-	Females	-
Overall	-	Overall	-	Overall	-

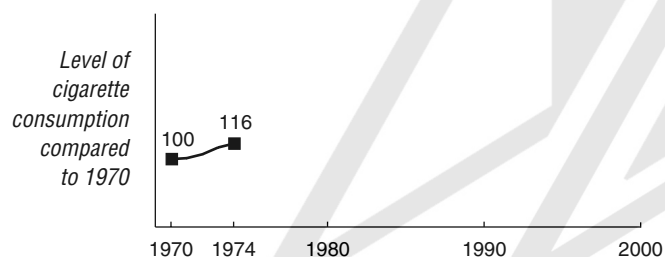
Adult: No data available

Youth: No data available

Health professional: No data available

## TOBACCO ECONOMY

## Annual per capita Consumption, Three Year Moving Average, 1970 = 100



## Annual Cigarette Consumption

Year	Per capita Consumption (cigarette sticks)	Total Consumption (millions of cigarette sticks)
1970	731	2334
1980	-	-
1990	-	-
1995	-	-
2000	-	-

## Annual Tobacco Trade and Agriculture Statistics

	Unit of Measurement	1970	1980	1990	1995	2000
Cigarette imports	sticks in millions	473	-	-	-	-
Cigarette exports	sticks in millions	155	-	-	-	-
Tobacco leaf imports	metric tons	369	1793	2000	200	180
Tobacco leaf exports (% of total exports)	metric tons (%)	1608 (0.34%)	1600 (0.22%)	- (-)	- (-)	- (-)
Cigarette production	sticks in millions	2016	-	-	-	-
Tobacco leaf production	metric tons	4120	3000	4000	3900	3300
Land devoted to tobacco growing (% of agricultural land)	hectares (%)	6475 (0.01%)	4000 (0.01%)	4500 (0.01%)	3950 (0.01%)	3400 (0.01%)
Employment in tobacco manufacturing	people	1300	-	-	-	-

## Retail Price of 20 Cigarettes with Tax

Type	US \$	Local
Domestic brand	-	-
Foreign brand	-	-

Source: No data available

## Cigarette Taxes and Duties

Excise tax	-
Sales tax	-
Import duty	-

Source: No data available

## Market Share by Cigarette Manufacturer



## SMOKING-RELATED DISEASE IMPACT

**Mortality from Cancer, Respiratory and Circulatory Disease, 2000**  
Numbers of deaths/World age-standardized mortality rate per 100,000 population

Disease	Male		Female		Ages	Disease	Male		Female		Ages
	Number	Rate	Number	Rate			Number	Rate	Number	Rate	
Trachea, lung, and bronchus cancer	209	29.1	28	3.3	45+	Ischemic heart disease	-	-	-	-	
Lip, oral cavity, and pharynx cancer	245	36.5	161	20.3	45+	Stroke	-	-	-	-	
Respiratory disease	-	-	-	-		Other diseases of the circulatory system	-	-	-	-	
						All causes	-	-	-	-	

Source: Ferlay, J., Bray, F., Pisani, P. and Parkin, D.M. (2001). *GLOBOCAN 2000: Cancer Incidence, Mortality and Prevalence Worldwide, Version 1.0*. [CD-ROM]. IARC CancerBase No. 5. Lyon: IARC Press. Available at URL: <http://www-dep.iarc.fr/globocan/globocan.html>

## INFRASTRUCTURE FOR TOBACCO CONTROL

### National Tobacco Control Provisions

Tobacco Bans and Restrictions	Not				Tobacco Requirements and Regulations	Not			
	Banned	Restricted	Regulated	Unknown		Required	Regulated	Regulated	Unknown
Advertising in certain media			X		Advertising health warnings/messages			X	
Advertising to certain audiences			X		Age verification for sales			X	
Advertising in certain locations			X		Manufacturing licensure			X	
Advertisement content or design			X		Package health warning/message			X	
Sponsorship or promotion for certain audiences			X		Label design on packaging			X	
Sponsorship advertising of events			X		Ingredient/constituent information on package label			X	
Brand stretching			X		Amount of tar			X	
Sales to minors			X		Amount of nicotine			X	
Sales by minors			X		Amount of other ingredients/constituents			X	
Place of sales			X		Product constituents as confidential information			X	
Vending machines			X		Product constituents as public information			X	
Free products			X		Constituent disclosure by brand			X	
Single cigarette sales			X		Constituent disclosure in the aggregate			X	
Misleading information on packaging			X						
Smoking in government buildings (incl. worksites)			X						
Smoking in private worksites			X						
Smoking in educational facilities			X						
Smoking in health care facilities			X						
Smoking on buses			X						
Smoking on trains			X						
Smoking in taxis			X						
Smoking on ferries			X						
Smoking on domestic air flights			X						
Smoking on international air flights			X						
Smoking in restaurants			X						
Smoking in nightclubs and bars			X						
Smoking in other public places			X						

Other Provisions	Yes	No	Unknown
National tobacco control committee			X
Tobacco control education/promotion			X
Anti-smuggling provisions			X
Litigation enabling provisions			X

Refer to Appendix B for more information about national tobacco control provisions.

	Population (millions)			
	1995	2000	2025	2050
Total	0.064	0.065	0.070	0.073
Females	0.032	0.033	0.035	0.037
Males	0.032	0.032	0.034	0.036

Source: Food and Agriculture Organization of the United Nations (FAO 2001)

Real GDP per capita (PPP), US Dollars	
1975	3841
1980	4471
1985	5725
1990	8043
1995	8687
2000	10614

Source: World Health Report 2002

## SMOKING PREVALENCE

Adult		Youth, 2000		Health Professionals	
Males	-	Males	15.5	Males	-
Females	-	Females	11.3	Females	-
Overall	-	Overall	13.5	Overall	-

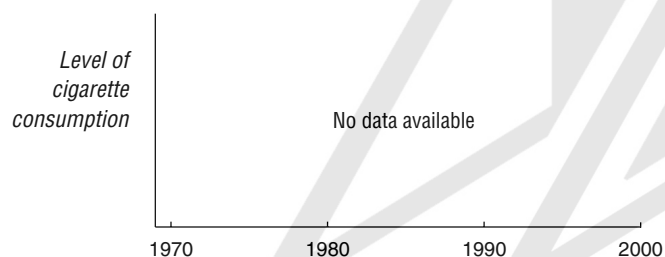
Adult: No data available

Youth: (Males and Females) Currently use any tobacco product, school forms 1-4; Global Youth Tobacco Survey Collaborative Group. (2000). *Antigua and Barbuda GYTS Fact Sheet*. Available at URL: [http://www.cdc.gov/Tobacco/global/gyts/GYTS\\_factsheets.htm](http://www.cdc.gov/Tobacco/global/gyts/GYTS_factsheets.htm). (Overall) Currently use any tobacco product, students 13-15 years old; Global Youth Tobacco Survey Collaborative Group. (2002). Special Report: Tobacco use among youth: a cross country comparison. *Tobacco Control 11*: 252-270.

Health professional: No data available

## TOBACCO ECONOMY

### Annual per capita Consumption, Three Year Moving Average



### Annual Cigarette Consumption

Year	Per capita Consumption (cigarette sticks)	Total Consumption (millions of cigarette sticks)
1970	-	-
1980	-	-
1990	-	-
1995	-	-
2000	-	-

### Annual Tobacco Trade and Agriculture Statistics

	Unit of Measurement	1970	1980	1990	1995	2000
Cigarette imports	sticks in millions	-	-	-	-	-
Cigarette exports	sticks in millions	-	-	-	-	-
Tobacco leaf imports	metric tons	2	10	-	0	80
Tobacco leaf exports (% of total exports)	metric tons (%)	- (-)	- (-)	- (-)	- (-)	- (-)
Cigarette production	sticks in millions	-	-	-	-	-
Tobacco leaf production	metric tons	-	-	-	-	-
Land devoted to tobacco growing (% of agricultural land)	hectares (%)	- (-)	- (-)	- (-)	- (-)	- (-)
Employment in tobacco manufacturing	people	-	-	-	-	-

### Retail Price of 20 Cigarettes with Tax

Type	US \$	Local
Domestic brand	-	-
Foreign brand	-	-

Source: No data available

### Cigarette Taxes and Duties

Excise tax	-
Sales tax	-
Import duty	-

Source: No data available

### Market Share by Cigarette Manufacturer



## SMOKING-RELATED DISEASE IMPACT

**Mortality from Cancer, Respiratory and Circulatory Disease, 1995**  
Numbers of deaths/World age-standardized mortality rate per 100,000 population

Disease	Male		Female		Ages	Disease	Male		Female		Ages
	Number	Rate	Number	Rate			Number	Rate	Number	Rate	
Trachea, lung, and bronchus cancer	5	61.9	1	7.9	35+	Ischemic heart disease	14	171.9	13	103.6	35+
Lip, oral cavity, and pharynx cancer	1	9.9	0	0.0	35+	Stroke	32	395.5	31	256.7	35+
Respiratory disease	1	14.7	0	0.0	35+	Other diseases of the circulatory system	23	281.1	12	96.2	35+
						All causes	205	2488.5	201	1673	35+

Source: World Health Organization. (2003). *WHO Mortality Database*. Geneva: WHO.

## INFRASTRUCTURE FOR TOBACCO CONTROL

### National Tobacco Control Provisions

Tobacco Bans and Restrictions	Not				Tobacco Requirements and Regulations	Not			
	Banned	Restricted	Regulated	Unknown		Required	Regulated	Regulated	Unknown
Advertising in certain media				X	Advertising health warnings/messages				X
Advertising to certain audiences				X	Age verification for sales				X
Advertising in certain locations				X	Manufacturing licensure				X
Advertisement content or design				X	Package health warning/message			X	
Sponsorship or promotion for certain audiences				X	Label design on packaging				X
Sponsorship advertising of events				X	Ingredient/constituent information on package label				X
Brand stretching				X	Amount of tar				X
Sales to minors				X	Amount of nicotine				X
Sales by minors				X	Amount of other ingredients/constituents				X
Place of sales				X	Product constituents as confidential information				X
Vending machines				X	Product constituents as public information				X
Free products				X	Constituent disclosure by brand				X
Single cigarette sales				X	Constituent disclosure in the aggregate				X
Misleading information on packaging				X					
Smoking in government buildings (incl. worksites)				X	<b>Other Provisions</b>	<b>Yes</b>	<b>No</b>	<b>Unknown</b>	
Smoking in private worksites				X	National tobacco control committee			X	
Smoking in educational facilities				X	Tobacco control education/promotion			X	
Smoking in health care facilities				X	Anti-smuggling provisions			X	
Smoking on buses				X	Litigation enabling provisions			X	
Smoking on trains				X					
Smoking in taxis				X					
Smoking on ferries				X					
Smoking on domestic air flights				X					
Smoking on international air flights				X					
Smoking in restaurants				X					
Smoking in nightclubs and bars				X					
Smoking in other public places				X					

Refer to Appendix B for more information about national tobacco control provisions.

Population (millions)

	1995	2000	2025	2050
All adults, ages 15+	24.721	26.767	36.649	43.773
Female adults	12.768	13.818	18.833	22.502
All youth, ages 0-14	10.048	10.265	10.511	10.749
Female youth	4.944	5.050	5.163	5.276

Source: United Nations Population Division, World Population Prospects 1950-2050 (2000 revision)

Real GDP per capita (PPP), US Dollars

1975	11693
1980	11599
1985	9705
1990	8907
1995	10979
2000	12211

Source: World Health Report 2002

SMOKING PREVALENCE

Adult (16-65 Year Olds), 1999

All adults 39.8

Youth, 2000

Males 30.9  
Females 33.8  
Overall 28.1

Health Professionals, 1997

Physicians 30.3  
Nurses 36.3

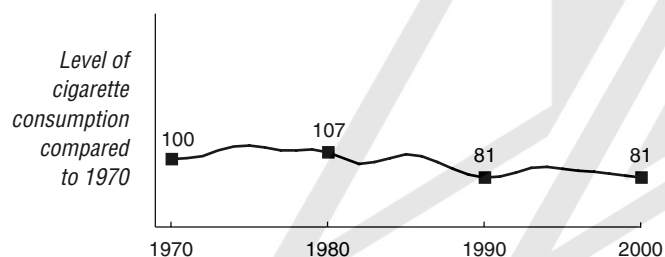
Adult: Smoking in 24 districts; Miguez, H., et al. *National Survey on Drug Abuse*. National Secretariat for the Prevention of Drug Addiction and Narcotraffic.

Youth: (Males and Females) Currently use any tobacco product, grades 1-3 in selected schools in Buenos Aires; Global Youth Tobacco Survey Collaborative Group. (2000). *Argentina-Buenos Aires GYTS Fact Sheet*. Available at URL: [http://www.cdc.gov/Tobacco/global/gyts/GYTS\\_factsheets.htm](http://www.cdc.gov/Tobacco/global/gyts/GYTS_factsheets.htm). (Overall) Currently use any tobacco product, students 13-15 years old in selected schools in Buenos Aires; Global Youth Tobacco Survey Collaborative Group. (2002). Special Report: Tobacco use among youth: a cross country comparison. *Tobacco Control* 11: 252-270.

Health professional: Current smoking in 15 hospitals throughout Buenos Aires measured by the Tobacco or Health Commission, Secretariat of Health; Information provided by Diego Leon Perazzo of the Argentine Anti-tobacco Union.

TOBACCO ECONOMY

Annual per capita Consumption, Three Year Moving Average, 1970 = 100



Annual Cigarette Consumption

Year	Per capita Consumption (cigarette sticks)	Total Consumption (millions of cigarette sticks)
1970	1788	30265
1980	1976	38564
1990	1451	32753
1995	1601	39570
2000	1418	37947

Annual Tobacco Trade and Agriculture Statistics

	Unit of Measurement	1970	1980	1990	1995	2000
Cigarette imports	sticks in millions	46	603	5	13	102
Cigarette exports	sticks in millions	-	11	724	2452	2555
Tobacco leaf imports	metric tons	341	1115	620	6203	2970
Tobacco leaf exports (% of total exports)	metric tons (%)	13980 (0.34%)	16842 (0.33%)	49383 (0.77%)	43440 (0.48%)	57494 (0.46%)
Cigarette production	sticks in millions	30219	37972	33472	42009	40400
Tobacco leaf production	metric tons	66000	62044	67634	79011	114509
Land devoted to tobacco growing (% of agricultural land)	hectares (%)	69200 (0.04%)	55900 (0.03%)	43931 (0.03%)	49833 (0.03%)	57300 (0.03%)
Employment in tobacco manufacturing	people	6841	6212	3340	4934	-

Retail Price of 20 Cigarettes with Tax

Type	US \$	Local
Domestic brand	\$0.44	1.60
Foreign brand	\$0.50	1.80

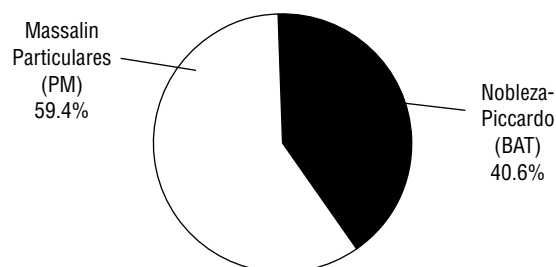
Source: EIU, September 2002

Cigarette Taxes and Duties

Excise tax	60% (domestic); 150% (imports)
Import duty	28% (non-MERCOSUR only)
Other import duties	0.5% (non-MERCOSUR only)

Source: ERC

Market Share by Cigarette Manufacturer, 2001



Source: Union Antitabaquica Argentina, PAHO

## SMOKING-RELATED DISEASE IMPACT

**Mortality from Cancer, Respiratory and Circulatory Disease, 1997**  
Numbers of deaths/World age-standardized mortality rate per 100,000 population

Disease	Male		Female		Ages	Disease	Male		Female		Ages
	Number	Rate	Number	Rate			Number	Rate	Number	Rate	
Trachea, lung, and bronchus cancer	6526	98.8	1538	17.9	35+	Ischemic heart disease	12282	194.1	7831	84.2	35+
Lip, oral cavity, and pharynx cancer	563	8.4	164	1.8	35+	Stroke	12184	200.8	12741	139.5	35+
Respiratory disease	3049	49.8	1073	11.5	35+	Other diseases of the circulatory system	18705	315.8	19392	208.8	35+
						All causes	256956	4171.9	215238	2383.6	35+

Source: World Health Organization. (2003). *WHO Mortality Database*. Geneva: WHO.

## INFRASTRUCTURE FOR TOBACCO CONTROL

### National Tobacco Control Provisions

Tobacco Bans and Restrictions	Not				Tobacco Requirements and Regulations	Not			
	Banned	Restricted	Regulated	Unknown		Required	Regulated	Regulated	Unknown
Advertising in certain media		X			Advertising health warnings/messages			X	
Advertising to certain audiences	X				Age verification for sales				X
Advertising in certain locations		X			Manufacturing licensure			X	
Advertisement content or design		X			Package health warning/message	X			
Sponsorship or promotion for certain audiences	X				Label design on packaging				X
Sponsorship advertising of events		X			Ingredient/constituent information on package label			X	
Brand stretching			X		Amount of tar			X	
Sales to minors			X		Amount of nicotine			X	
Sales by minors			X		Amount of other ingredients/constituents			X	
Place of sales				X	Product constituents as confidential information				X
Vending machines			X		Product constituents as public information				X
Free products		X			Constituent disclosure by brand				X
Single cigarette sales	X				Constituent disclosure in the aggregate				X
Misleading information on packaging	X								
Smoking in government buildings (incl. worksites)			X						
Smoking in private worksites			X						
Smoking in educational facilities			X						
Smoking in health care facilities			X						
Smoking on buses			X						
Smoking on trains			X						
Smoking in taxis			X						
Smoking on ferries			X						
Smoking on domestic air flights			X						
Smoking on international air flights			X						
Smoking in restaurants			X						
Smoking in nightclubs and bars			X						
Smoking in other public places		X							

Other Provisions	Yes	No	Unknown
National tobacco control committee	X		
Tobacco control education/promotion	X		
Anti-smuggling provisions			X
Litigation enabling provisions	X		

Refer to Appendix B for more information about national tobacco control provisions.

## Population (millions)

	1995	2000	2025	2050
All adults, ages 15+	2.685	2.889	3.233	2.765
Female adults	1.417	1.517	1.680	1.435
All youth, ages 0-14	1.075	0.898	0.503	0.385
Female youth	0.523	0.437	0.245	0.188

Source: United Nations Population Division, World Population Prospects 1950-2050 (2000 revision)

## Real GDP per capita (PPP), US Dollars

	1975	1811
	1980	2230
	1985	2460
	1990	2211
	1995	1936
	2000	2407

Source: World Health Report 2002

## SMOKING PREVALENCE

## Adult, 2000-2001

Males	67.5
Females	3.1

## Youth (10-16 Year Olds)

Males	32
Females	8.3

## Health Professionals

Males	-
Females	-
Overall	-

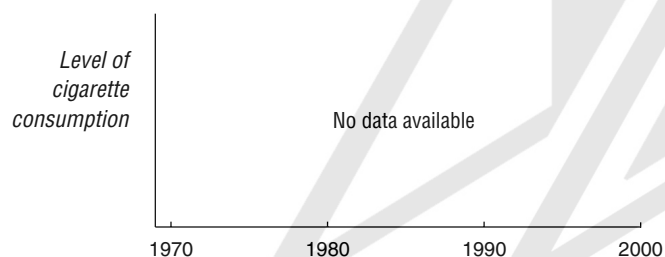
Adult: Smokers, age 15-54 years for males and 15-49 years for females; National Statistical Service (Armenia), Ministry of Health of the Republic of Armenia, ORC Macro. (2001). *Armenia Demographic and Health Survey 2000*. Reported in Strong, K. and Bonita, R. (2003). *The SuRF Report 1. Surveillance of Risk Factors related to Noncommunicable Diseases: Current status of global data*. Geneva: WHO.

Youth: Smoking among 245 schoolchildren in Yerevan (survey year unknown); World Health Organization. (1997). *Tobacco or health: a global status report*. Geneva: WHO. Note: A 1994 study among 14-16 year olds in Yerevan found 56% of boys and 21% of girls smoking.

Health professional: No data available

## TOBACCO ECONOMY

## Annual per capita Consumption, Three Year Moving Average



## Annual Cigarette Consumption

Year	Per capita Consumption (cigarette sticks)	Total Consumption (millions of cigarette sticks)
1970	-	-
1980	-	-
1990	-	-
1995	-	-
2000	1207	3486

## Annual Tobacco Trade and Agriculture Statistics

	Unit of Measurement	1970	1980	1990	1995	2000
Cigarette imports	sticks in millions	-	-	-	1752	1520
Cigarette exports	sticks in millions	-	-	-	-	130
Tobacco leaf imports	metric tons	-	-	-	368	2200
Tobacco leaf exports (% of total exports)	metric tons (%)	- (-)	- (-)	- (-)	- (-)	300 (0.09%)
Cigarette production	sticks in millions	-	9776	8102	1043	2096
Tobacco leaf production	metric tons	-	-	-	200	4577
Land devoted to tobacco growing (% of agricultural land)	hectares (%)	- (-)	- (-)	- (-)	100 (0.01%)	2528 (0.18%)
Employment in tobacco manufacturing	people	-	-	1125	-	-

## Retail Price of 20 Cigarettes with Tax

Type	US \$	Local
Domestic brand	-	-
Foreign brand	\$0.90	500.00

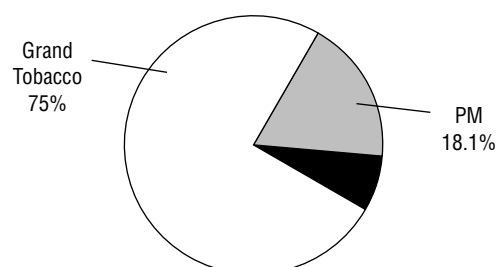
Source: TMA, September 1999

## Cigarette Taxes and Duties

Excise tax	12 US\$/1000 filter cigs; 6 US\$/1000 plain cigs
Sales tax	20%
Import duty	10 LCU/1000 filtered cigs; 3 LCU/1000 plain cigs
Imports from Russia are duty free	

Source: TMA

## Market Share by Cigarette Manufacturer, 2000



Source: TMA



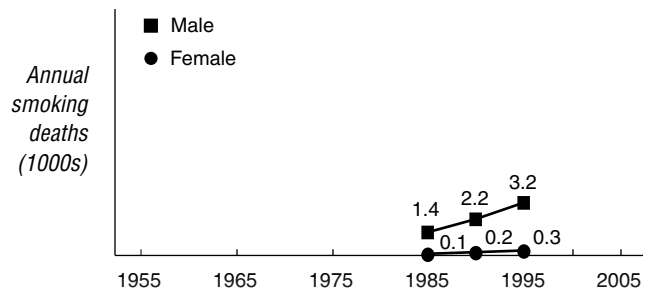
## SMOKING-ATTRIBUTED DISEASE IMPACT

Numbers of Deaths Attributed to Smoking/Total Deaths, 2000

Cause	Males (by age)			Females (by age)		
	0-34	35-69	70+	0-34	35-69	70+
Lung cancer	-/4	481/519	148/178	-/0	28/86	24/58
All cancer	-/83	676/1398	198/677	-/73	32/1155	28/572
Vascular	-/60	783/2830	232/3369	-/28	65/1540	84/5371
Respiratory	-/81	282/397	239/459	-/71	20/103	56/305
All other	-/786	233/1393	37/744	-/342	29/901	21/1287
All causes	-/1010	1974/6018	706/5249	-/514	146/3699	189/7535

Source: Peto, Lopez, et al., 1992, 1994 (update 2003)

Smoking-Attributed Numbers of Deaths per Year, Ages 35-69 Only



## INFRASTRUCTURE FOR TOBACCO CONTROL

National Tobacco Control Provisions

Tobacco Bans and Restrictions	Not				Tobacco Requirements and Regulations	Not			
	Banned	Restricted	Regulated	Unknown		Required	Regulated	Regulated	Unknown
Advertising in certain media		X			Advertising health warnings/messages	X			
Advertising to certain audiences		X			Age verification for sales				X
Advertising in certain locations			X		Manufacturing licensure	X			
Advertisement content or design				X	Package health warning/message	X			
Sponsorship or promotion for certain audiences			X		Label design on packaging		X		
Sponsorship advertising of events				X	Ingredient/constituent information on package label				X
Brand stretching			X		Amount of tar		X		
Sales to minors			X		Amount of nicotine		X		
Sales by minors				X	Amount of other ingredients/constituents		X		
Place of sales				X	Product constituents as confidential information				X
Vending machines			X		Product constituents as public information				X
Free products			X		Constituent disclosure by brand				X
Single cigarette sales			X		Constituent disclosure in the aggregate				X
Misleading information on packaging				X					
Smoking in government buildings (incl. worksites)			X						
Smoking in private worksites			X						
Smoking in educational facilities			X						
Smoking in health care facilities		X							
Smoking on buses			X						
Smoking on trains			X						
Smoking in taxis			X						
Smoking on ferries	N/A								
Smoking on domestic air flights	N/A								
Smoking on international air flights			X						
Smoking in restaurants			X						
Smoking in nightclubs and bars			X						
Smoking in other public places		X							

Other Provisions	Yes	No	Unknown
National tobacco control committee	X		
Tobacco control education/promotion			X
Anti-smuggling provisions			X
Litigation enabling provisions			X

Refer to Appendix B for more information about national tobacco control provisions.

**Population (millions)**

	1995	2000	2025	2050
All adults, ages 15+	14.184	15.211	19.366	21.813
Female adults	7.183	7.698	9.859	11.178
All youth, ages 0-14	3.888	3.927	4.157	4.689
Female youth	1.895	1.911	2.025	2.283

Source: United Nations Population Division, World Population Prospects 1950-2050 (2000 revision)

**Real GDP per capita (PPP), US Dollars**

1975	14965
1980	16629
1985	18023
1990	19475
1995	21546
2000	25662

Source: World Health Report 2002

**SMOKING PREVALENCE**

**Adult (14 Years & Older), 2001**

Males	21.1
Females	18.0
Overall	19.5

**Youth (14-19 Year Olds), 2001**

Males	14.1
Females	16.2
Overall	15.1

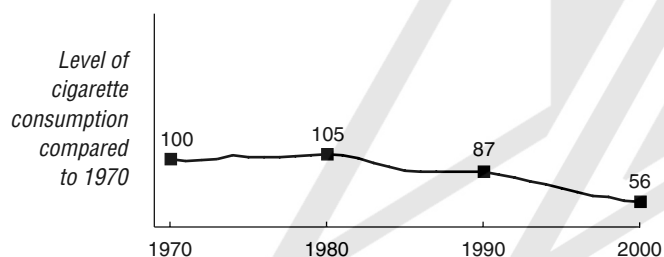
**General Practitioners, 1996**

Males	4.2
Females	1.6
Overall	3.2

Adult and Youth: Daily smoking; Australian Institute of Health and Welfare. (2002). *2001 National Drug Strategy Household Survey: State and Territory Supplement*. Canberra: Author.  
 Health professional: Current smoking among practitioners both affiliated and unaffiliated with the Royal Australian College of General Practitioners; Young, J.M. and Ward, J.E. (1997). Declining rates of smoking among medical practitioners [letter]. *Medical Journal of Australia* 167(4): 232.

**TOBACCO ECONOMY**

**Annual per capita Consumption, Three Year Moving Average, 1970 = 100**



**Annual Cigarette Consumption**

Year	Per capita Consumption (cigarette sticks)	Total Consumption (millions of cigarette sticks)
1970	3011	26860
1980	3279	35690
1990	2689	35465
1995	2184	30979
2000	1568	23850

**Annual Tobacco Trade and Agriculture Statistics**

	Unit of Measurement	1970	1980	1990	1995	2000
Cigarette imports	sticks in millions	606	796	537	830	1444
Cigarette exports	sticks in millions	594	291	647	1122	1170
Tobacco leaf imports	metric tons	14933	11107	9128	13100	11783
Tobacco leaf exports (% of total exports)	metric tons (%)	628 (0.02%)	972 (0.02%)	74 (0.00%)	505 (0.01%)	596 (0.00%)
Cigarette production	sticks in millions	26848	35185	35575	31271	23576
Tobacco leaf production	metric tons	18931	15095	12299	6777	7762
Land devoted to tobacco growing (% of agricultural land)	hectares (%)	10805 (0.00%)	7526 (0.00%)	5063 (0.00%)	2901 (0.00%)	3185 (0.00%)
Employment in tobacco manufacturing	people	6000	5000	3000	1822	-

**Retail Price of 20 Cigarettes with Tax**

Type	US \$	Local
Domestic brand	\$3.46	6.37
Foreign brand	\$3.91	7.20

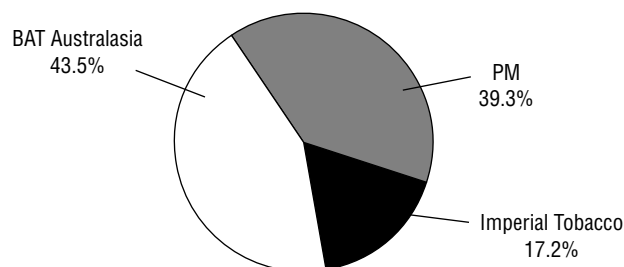
Source: EIU, September 2002

**Cigarette Taxes and Duties**

Excise tax	208.93 LCU/1000 cigs
Sales tax	10%
Import duty	0.20893 LCU/cig if <0.8g tobacco
Import duty	261.16 LCU/kg all other cigs

Source: TMA

**Market Share by Cigarette Manufacturer, 2000**



Source: ERC

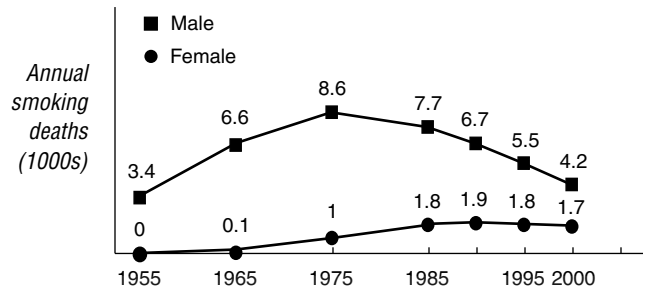
## SMOKING-ATTRIBUTED DISEASE IMPACT

Numbers of Deaths Attributed to Smoking/Total Deaths (thousands), 2000

Cause	Males (by age)			Females (by age)		
	0-34	35-69	70+	0-34	35-69	70+
Lung cancer	-/0.0	1.6/1.9	2.4/2.7	-/0.0	0.7/0.9	1.1/1.4
All cancer	-/0.3	2.4/7.7	3.7/12	-/0.2	0.8/5.8	1.4/9.5
Vascular	-/0.2	0.9/5.5	1.7/18	-/0.1	0.3/2.3	1.5/24
Respiratory	-/0.1	0.5/1.1	2.1/4.8	-/0.1	0.3/0.7	1.4/4.2
All other	-/3.7	0.4/5.4	0.6/8.0	-/1.6	0.2/2.7	0.6/11
All causes	-/4.2	4.2/20	8.1/43	-/2.0	1.7/11	4.9/48

Source: Peto, Lopez, et al., 1992, 1994 (update 2003)

Smoking-Attributed Numbers of Deaths per Year, Ages 35-69 Only



## INFRASTRUCTURE FOR TOBACCO CONTROL

National Tobacco Control Provisions

Tobacco Bans and Restrictions	Not				Tobacco Requirements and Regulations	Not			
	Banned	Restricted	Regulated	Unknown		Required	Regulated	Regulated	Unknown
Advertising in certain media		X			Advertising health warnings/messages			X	
Advertising to certain audiences			X		Age verification for sales			X	
Advertising in certain locations		X			Manufacturing licensure				X
Advertisement content or design			X		Package health warning/message	X			
Sponsorship or promotion for certain audiences			X		Label design on packaging		X		
Sponsorship advertising of events		X			Ingredient/constituent information on package label	X			
Brand stretching			X		Amount of tar		X		
Sales to minors			X		Amount of nicotine		X		
Sales by minors			X		Amount of other ingredients/constituents		X		
Place of sales			X		Product constituents as confidential information			X	
Vending machines			X		Product constituents as public information			X	
Free products		X			Constituent disclosure by brand			X	
Single cigarette sales			X		Constituent disclosure in the aggregate			X	
Misleading information on packaging			X						
Smoking in government buildings (incl. worksites)		X							
Smoking in private worksites			X						
Smoking in educational facilities			X						
Smoking in health care facilities			X						
Smoking on buses	X								
Smoking on trains			X						
Smoking in taxis			X						
Smoking on ferries			X						
Smoking on domestic air flights	X								
Smoking on international air flights	X								
Smoking in restaurants			X						
Smoking in nightclubs and bars			X						
Smoking in other public places				X					

Other Provisions	Yes	No	Unknown
National tobacco control committee		X	
Tobacco control education/promotion		X	
Anti-smuggling provisions			X
Litigation enabling provisions		X	

Refer to Appendix B for more information about national tobacco control provisions.

## Population (millions)

	1995	2000	2025	2050
All adults, ages 15+	6.635	6.737	6.717	5.707
Female adults	3.456	3.484	3.424	2.934
All youth, ages 0-14	1.412	1.343	0.888	0.745
Female youth	0.688	0.654	0.432	0.362

Source: United Nations Population Division, World Population Prospects 1950-2050 (2000 revision)

## Real GDP per capita (PPP), US Dollars

1975	14683
1980	17347
1985	18554
1990	21283
1995	22539
2000	25133

Source: World Health Report 2002

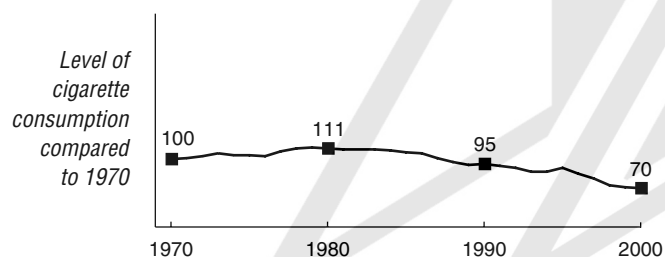
## SMOKING PREVALENCE

Adult, 2000		Youth (15 Year Olds), 1997-1998		Physicians, 2001	
All adults	29	Males	30	General practitioners	11.2
		Females	36	Internists	8.8
				Overall	10.7

Adult: Groman, E., Bayer, P., Kunze, U., Schmeiser-Rieder, A. and Schoberberger, R. (2000). [Analysis of the needs for diagnosis and therapy of tobacco dependence in Austria]. *Weiner Medizinische Wochenschrift* 150(6): 109-114.Youth: At least one cigarette smoked per week; Currie, C., Hurrelmann, K., Settertobulte, W., Smith, R. and Todd, J. (eds). (2000) *Health and Health Behaviour Among Young People* [International Report from the 1997/98 HBSC survey]. WHO Policy Series: Health policy for children and adolescents. Issue 1. Copenhagen: WHO Regional Office for Europe. Available at URL: <http://www.hbsc.org>.Health professional: Kössler, W., Lanzenberger, M. and Zwick, H. (2002). Smoking habits of office-based general practitioners and internists in Austria and their smoking cessation efforts. *Wiener Klinische Wochenschrift* 114(17-18): 762-765.

## TOBACCO ECONOMY

## Annual per capita Consumption, Three Year Moving Average, 1970 = 100



## Annual Cigarette Consumption

Year	Per capita Consumption (cigarette sticks)	Total Consumption (millions of cigarette sticks)
1970	2347	13257
1980	2651	15926
1990	2165	13820
1995	2058	13654
2000	1516	10215

## Annual Tobacco Trade and Agriculture Statistics

	Unit of Measurement	1970	1980	1990	1995	2000
Cigarette imports	sticks in millions	731	854	476	1562	1880
Cigarette exports	sticks in millions	91	188	1617	4205	17065
Tobacco leaf imports	metric tons	11697	11717	11192	7805	14365
Tobacco leaf exports (% of total exports)	metric tons (%)	140 (0.01%)	683 (0.01%)	1529 (0.01%)	1524 (0.01%)	972 (0.00%)
Cigarette production	sticks in millions	12617	15260	14961	16297	25400
Tobacco leaf production	metric tons	596	431	418	370	230
Land devoted to tobacco growing (% of agricultural land)	hectares (%)	278 (0.01%)	258 (0.01%)	235 (0.01%)	147 (0.00%)	111 (0.00%)
Employment in tobacco manufacturing	people	2500	1800	1400	1366	-

## Retail Price of 20 Cigarettes with Tax

Type	US \$	Local
Domestic brand	\$3.32	3.35
Foreign brand	\$3.61	3.65

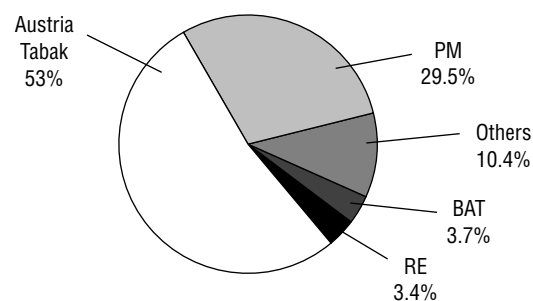
Source: EIU, September 2002

## Cigarette Taxes and Duties

Excise tax	263 LCU/1000 cigs
Excise tax	42% of retail price
Sales tax	20%

Source: ERC

## Market Share by Cigarette Manufacturer, 2000



Source: ERC

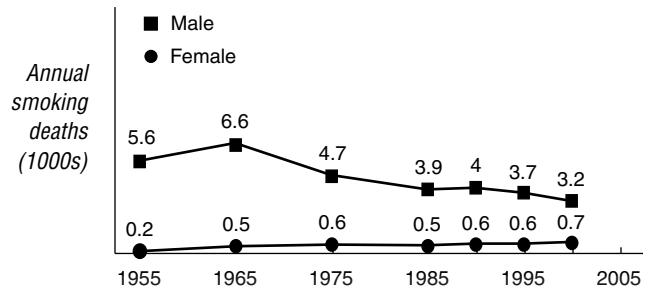
## SMOKING-ATTRIBUTED DISEASE IMPACT

Numbers of Deaths Attributed to Smoking/Total Deaths (thousands), 2000

Cause	Males (by age)			Females (by age)		
	0-34	35-69	70+	0-34	35-69	70+
Lung cancer	-/0.0	1.1/1.2	0.9/1.1	-/0.0	0.3/0.4	0.3/0.5
All cancer	-/0.1	1.7/4.1	1.4/5.3	-/0.1	0.4/3.0	0.5/6.2
Vascular	-/0.1	1.0/4.2	1.0/12	-/0.1	0.2/1.7	0.8/22
Respiratory	-/0.0	0.3/0.5	0.6/1.5	-/0.0	0.1/0.2	0.5/1.9
All other	-/1.2	0.3/3.4	0.2/2.8	-/0.5	0.1/1.4	0.1/4.5
All causes	-/1.4	3.2/12	3.2/22	-/0.6	0.7/6.3	1.8/35

Source: Peto, Lopez, et al., 1992, 1994 (update 2003)

Smoking-Attributed Numbers of Deaths per Year, Ages 35-69 Only



## INFRASTRUCTURE FOR TOBACCO CONTROL

### National Tobacco Control Provisions

Tobacco Bans and Restrictions	Not				Tobacco Requirements and Regulations	Not			
	Banned	Restricted	Regulated	Unknown		Required	Regulated	Regulated	Unknown
Advertising in certain media		X			Advertising health warnings/messages	X			
Advertising to certain audiences	X				Age verification for sales				X
Advertising in certain locations		X			Manufacturing licensure	X			
Advertisement content or design		X			Package health warning/message	X			
Sponsorship or promotion for certain audiences				X	Label design on packaging		X		
Sponsorship advertising of events		X			Ingredient/constituent information on package label	X			
Brand stretching			X		Amount of tar		X		
Sales to minors	X				Amount of nicotine		X		
Sales by minors				X	Amount of other ingredients/constituents		X		
Place of sales				X	Product constituents as confidential information				X
Vending machines			X		Product constituents as public information				X
Free products		X			Constituent disclosure by brand				X
Single cigarette sales		X			Constituent disclosure in the aggregate				X
Misleading information on packaging				X					
Smoking in government buildings (incl. worksites)		X							
Smoking in private worksites		X							
Smoking in educational facilities		X							
Smoking in health care facilities		X							
Smoking on buses	X								
Smoking on trains		X							
Smoking in taxis			X						
Smoking on ferries	X								
Smoking on domestic air flights	X								
Smoking on international air flights	X								
Smoking in restaurants			X						
Smoking in nightclubs and bars			X						
Smoking in other public places		X							

Other Provisions	Yes	No	Unknown
National tobacco control committee		X	
Tobacco control education/promotion	X		
Anti-smuggling provisions			X
Litigation enabling provisions			X

Refer to Appendix B for more information about national tobacco control provisions.

**Population (millions)**

	1995	2000	2025	2050
All adults, ages 15+	5.149	5.711	7.491	7.552
Female adults	2.673	2.951	3.829	3.866
All youth, ages 0-14	2.536	2.330	1.585	1.345
Female youth	1.233	1.131	0.769	0.652

Source: United Nations Population Division, World Population Prospects 1950-2050 (2000 revision)

**Real GDP per capita (PPP), US Dollars**

1975	3818
1980	4700
1985	5187
1990	4661
1995	2149
2000	2732

Source: World Health Report 2002

**SMOKING PREVALENCE**

Adult (16 Years & Older), 1999		Youth		Health Professionals	
Males	30.2	Males	-	Males	-
Females	1.1	Females	-	Females	-
		Overall	-	Overall	-

Adult: Daily smoking based on household budget research results; Azerbaijan's central statistics institute, 'AZSTAT' <azstat@azeri.com>

Youth: No data available

Health professional: No data available

**TOBACCO ECONOMY**

**Annual per capita Consumption, Three Year Moving Average, 1992 = 100**



**Annual Cigarette Consumption**

Year	Per capita Consumption (cigarette sticks)	Total Consumption (millions of cigarette sticks)
1970	-	-
1980	-	-
1990	-	-
1995	664	3417
2000	573	3271

**Annual Tobacco Trade and Agriculture Statistics**

	Unit of Measurement	1970	1980	1990	1995	2000
Cigarette imports	sticks in millions	-	-	-	1447	1580
Cigarette exports	sticks in millions	-	-	-	-	435
Tobacco leaf imports	metric tons	-	-	-	-	-
Tobacco leaf exports (% of total exports)	metric tons (%)	- (-)	- (-)	- (-)	8952 (-)	- (-)
Cigarette production	sticks in millions	-	7673	6520	1970	2126
Tobacco leaf production	metric tons	-	-	-	11700	17258
Land devoted to tobacco growing (% of agricultural land)	hectares (%)	- (-)	- (-)	- (-)	8000 (0.19%)	7789 (0.17%)
Employment in tobacco manufacturing	people	-	-	1497	-	-

**Retail Price of 20 Cigarettes with Tax**

Type	US \$	Local
Domestic brand	\$0.71	3,500.00
Foreign brand	\$1.02	5,000.00

Source: EIU, September 2002

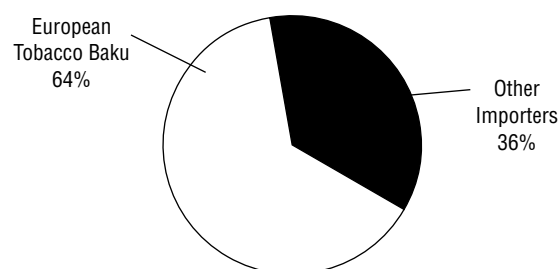
**Cigarette Taxes and Duties**

Excise tax	50%
Sales tax	18%
Import duty	1.2 ECU/1000 cig (additional 0.15% if arriving by plane and 0.3% if by truck)

Imports from CIS countries may be duty free

Source: ERC

**Market Share by Cigarette Manufacturer, 2000**



Source: ERC

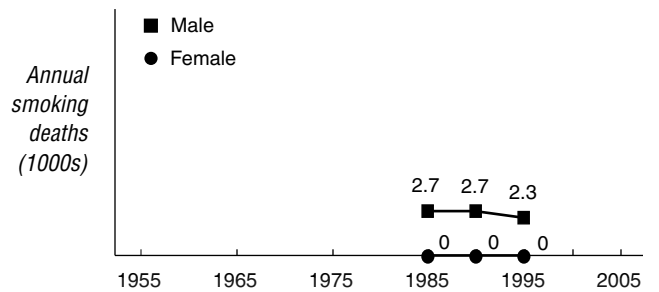
## SMOKING-ATTRIBUTED DISEASE IMPACT

Numbers of Deaths Attributed to Smoking/Total Deaths, 2000

Cause	Males (by age)			Females (by age)		
	0-34	35-69	70+	0-34	35-69	70+
Lung cancer	-/8	392/462	86/122	-/9	0/97	0/37
All cancer	-/231	608/2033	126/665	-/224	0/1338	0/582
Vascular	-/365	1098/7118	194/5287	-/248	2/4423	0/8764
Respiratory	-/1044	344/696	165/526	-/886	0/407	0/648
All other	-/2355	299/3180	24/1016	-/1287	0/1846	0/1532
All causes	-/3995	2349/13027	509/7494	-/2645	2/8014	0/11526

Source: Peto, Lopez, et al., 1992, 1994 (update 2003)

Smoking-Attributed Numbers of Deaths per Year, Ages 35-69 Only



## INFRASTRUCTURE FOR TOBACCO CONTROL

National Tobacco Control Provisions

Tobacco Bans and Restrictions	Not				Tobacco Requirements and Regulations	Not			
	Banned	Restricted	Regulated	Unknown		Required	Regulated	Regulated	Unknown
Advertising in certain media	X				Advertising health warnings/messages	X			
Advertising to certain audiences	X				Age verification for sales				X
Advertising in certain locations		X			Manufacturing licensure	X			
Advertisement content or design		X			Package health warning/message	X			
Sponsorship or promotion for certain audiences				X	Label design on packaging		X		
Sponsorship advertising of events				X	Ingredient/constituent information on package label			X	
Brand stretching				X	Amount of tar				X
Sales to minors			X		Amount of nicotine				X
Sales by minors				X	Amount of other ingredients/constituents				X
Place of sales		X			Product constituents as confidential information				X
Vending machines		X			Product constituents as public information				X
Free products			X		Constituent disclosure by brand				X
Single cigarette sales			X		Constituent disclosure in the aggregate				X
Misleading information on packaging				X					
Smoking in government buildings (incl. worksites)	X				<b>Other Provisions</b>	<b>Yes</b>	<b>No</b>	<b>Unknown</b>	
Smoking in private worksites		X			National tobacco control committee	X			
Smoking in educational facilities	X				Tobacco control education/promotion			X	
Smoking in health care facilities	X				Anti-smuggling provisions			X	
Smoking on buses			X		Litigation enabling provisions			X	
Smoking on trains				X					
Smoking in taxis			X						
Smoking on ferries		X							
Smoking on domestic air flights	X								
Smoking on international air flights	X								
Smoking in restaurants		X							
Smoking in nightclubs and bars			X						
Smoking in other public places				X					

Refer to Appendix B for more information about national tobacco control provisions.

**Population (millions)**

	1995	2000	2025	2050
All adults, ages 15+	0.194	0.214	0.304	0.360
Female adults	0.099	0.110	0.158	0.187
All youth, ages 0-14	0.089	0.090	0.089	0.089
Female youth	0.044	0.044	0.043	0.044

Source: United Nations Population Division, World Population Prospects 1950-2050 (2000 revision)

**Real GDP per capita (PPP), US Dollars**

	1975	1980	1985	1990	1995	2000
	6962	12491	14559	16051	12738	13912

Source: World Health Report 2002

**SMOKING PREVALENCE**

Adult (16-59 Year Olds), 1989		Youth, 2000		Health Professionals	
Males	19	Males	22.5	Males	-
Females	4	Females	14.3	Females	-
		Overall	16.0	Overall	-

Adult: Regular smoking measured by the Ministry of Health; World Health Organization. (1997). *Tobacco or health: a global status report*. Geneva: WHO.

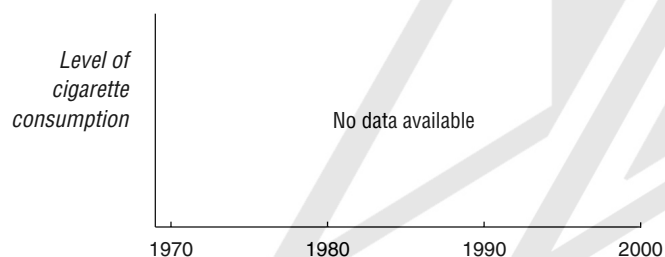
Youth: (Males and Females) Currently use any tobacco product, grades 8-11; Global Youth Tobacco Survey Collaborative Group. (2000). *Bahamas GYTS Fact Sheet*. Available at URL: [http://www.cdc.gov/Tobacco/global/gyts/GYTS\\_factsheets.htm](http://www.cdc.gov/Tobacco/global/gyts/GYTS_factsheets.htm). (Overall) Currently use any tobacco product, students 13-15 years old; Global Youth Tobacco Survey Collaborative Group. (2002). Special Report: Tobacco use among youth: a cross country comparison. *Tobacco Control 11: 252-270*.

Health professional: No data available

**TOBACCO ECONOMY**

**Annual per capita Consumption, Three Year Moving Average**

**Annual Cigarette Consumption**



Year	Per capita Consumption (cigarette sticks)	Total Consumption (millions of cigarette sticks)
1970	-	-
1980	-	-
1990	-	-
1995	-	-
2000	-	-

**Annual Tobacco Trade and Agriculture Statistics**

	Unit of Measurement	1970	1980	1990	1995	2000
Cigarette imports	sticks in millions	200	200	75	55	536
Cigarette exports	sticks in millions	-	-	-	-	24
Tobacco leaf imports	metric tons	83	49	71	45	227
Tobacco leaf exports (% of total exports)	metric tons (%)	- (-)	- (-)	- (-)	- (-)	30 (-)
Cigarette production	sticks in millions	-	-	-	-	-
Tobacco leaf production	metric tons	-	-	-	-	-
Land devoted to tobacco growing (% of agricultural land)	hectares (%)	- (-)	- (-)	- (-)	- (-)	- (-)
Employment in tobacco manufacturing	people	-	-	-	-	-

**Retail Price of 20 Cigarettes with Tax**

Type	US \$	Local
Domestic brand	-	-
Foreign brand	-	-


Source: No data available

**Cigarette Taxes and Duties**

Excise tax	-
Sales tax	-
Import duty	-

Source: No data available

**Market Share by Cigarette Manufacturer**





## SMOKING-RELATED DISEASE IMPACT

**Mortality from Cancer, Respiratory and Circulatory Disease, 1997**  
Numbers of deaths/World age-standardized mortality rate per 100,000 population

Disease	Male		Female		Ages	Disease	Male		Female		Ages
	Number	Rate	Number	Rate			Number	Rate	Number	Rate	
Trachea, lung, and bronchus cancer	17	51.9	4	10.4	35+	Ischemic heart disease	61	188.9	53	132.8	35+
Lip, oral cavity, and pharynx cancer	8	23.7	4	10.4	35+	Stroke	67	205.5	88	216.5	35+
Respiratory disease	3	9.2	6	14.5	35+	Other diseases of the circulatory system	29	87.4	26	61.8	35+
						All causes	700	1971.9	602	1431.6	35+

Source: World Health Organization. (2003). *WHO Mortality Database*. Geneva: WHO.

## INFRASTRUCTURE FOR TOBACCO CONTROL

### National Tobacco Control Provisions

Tobacco Bans and Restrictions	Not				Tobacco Requirements and Regulations	Not			
	Banned	Restricted	Regulated	Unknown		Required	Regulated	Regulated	Unknown
Advertising in certain media				X	Advertising health warnings/messages	X			
Advertising to certain audiences				X	Age verification for sales				X
Advertising in certain locations				X	Manufacturing licensure				X
Advertisement content or design				X	Package health warning/message	X			
Sponsorship or promotion for certain audiences				X	Label design on packaging				X
Sponsorship advertising of events				X	Ingredient/constituent information on package label				X
Brand stretching				X	Amount of tar				X
Sales to minors				X	Amount of nicotine				X
Sales by minors				X	Amount of other ingredients/constituents				X
Place of sales				X	Product constituents as confidential information				X
Vending machines				X	Product constituents as public information				X
Free products				X	Constituent disclosure by brand				X
Single cigarette sales				X	Constituent disclosure in the aggregate				X
Misleading information on packaging				X					
Smoking in government buildings (incl. worksites)				X	<b>Other Provisions</b>	<b>Yes</b>	<b>No</b>	<b>Unknown</b>	
Smoking in private worksites				X	National tobacco control committee			X	
Smoking in educational facilities				X	Tobacco control education/promotion			X	
Smoking in health care facilities				X	Anti-smuggling provisions			X	
Smoking on buses				X	Litigation enabling provisions			X	
Smoking on trains				X					
Smoking in taxis				X					
Smoking on ferries				X					
Smoking on domestic air flights				X					
Smoking on international air flights				X					
Smoking in restaurants				X					
Smoking in nightclubs and bars				X					
Smoking in other public places				X					

Refer to Appendix B for more information about national tobacco control provisions.

## Population (millions)

	1995	2000	2025	2050
All adults, ages 15+	0.397	0.459	0.707	0.825
Female adults	0.157	0.184	0.308	0.388
All youth, ages 0-14	0.176	0.180	0.180	0.183
Female youth	0.086	0.088	0.088	0.089

Source: United Nations Population Division, World Population Prospects 1950-2050 (2000 revision)

## Real GDP per capita (PPP), US Dollars

	1975	18165
	1980	17736
	1985	12275
	1990	12479
	1995	13622
	2000	12610

Source: World Health Report 2002

## SMOKING PREVALENCE

## Adult (15 Years &amp; Older), 2001

Males	17.1
Females	3.1

## Youth (15-19 Year Olds), 1995

Males	7.8
Females	0.8

## Physicians, 1994

Males	26.6
Females	6.9

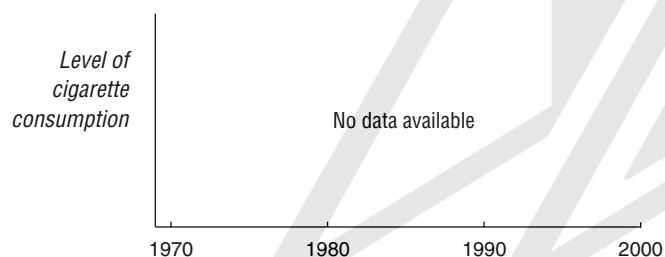
Adult: Smoking data from the Ministry of Cabinet Affairs/Central Statistics Organization; Reported in *Country Profiles on Tobacco Control in the Eastern Mediterranean Region*. Available at URL: <http://www.emro.who.int/TFI/CountryProfile.htm>.

Youth: Smoking data from the Bahrain Family Health Survey; Reported in *Country Profiles on Tobacco Control in the Eastern Mediterranean Region*. Available at URL: <http://www.emro.who.int/TFI/CountryProfile.htm>.

Health professional: Smoking any tobacco product daily or occasionally at the time of the study among primary health care physicians in the Family Practice Residency Program; Hamadeh, R.R. (1999). Smoking habits of primary health care physicians in Bahrain. *Journal of the Royal Society of Health* 119(1): 36-39.

## TOBACCO ECONOMY

## Annual per capita Consumption, Three Year Moving Average



## Annual Cigarette Consumption

Year	Per capita Consumption (cigarette sticks)	Total Consumption (millions of cigarette sticks)
1970	-	-
1980	-	-
1990	-	-
1995	-	-
2000	-	-

## Annual Tobacco Trade and Agriculture Statistics

	Unit of Measurement	1970	1980	1990	1995	2000
Cigarette imports	sticks in millions	637	1436	859	1022	1003
Cigarette exports	sticks in millions	259	1039	18	12	-
Tobacco leaf imports	metric tons	429	234	100	120	113
Tobacco leaf exports (% of total exports)	metric tons (%)	259 (0.06%)	5 (0.00%)	- (-)	- (-)	- (-)
Cigarette production	sticks in millions	-	-	-	-	-
Tobacco leaf production	metric tons	-	-	-	-	-
Land devoted to tobacco growing (% of agricultural land)	hectares (%)	- (-)	- (-)	- (-)	- (-)	- (-)
Employment in tobacco manufacturing	people	-	-	-	-	-

## Retail Price of 20 Cigarettes with Tax

Type	US \$	Local
Domestic brand	-	-
Foreign brand	\$1.32	0.50

Source: EIU, September 2002

## Cigarette Taxes and Duties

Excise tax	-
Sales tax	-
Import duty	-

Source: No data available

## Market Share by Cigarette Manufacturer



## SMOKING-RELATED DISEASE IMPACT

**Mortality from Cancer, Respiratory and Circulatory Disease, 2000**  
Numbers of deaths/World age-standardized mortality rate per 100,000 population

Disease	Male		Female		Ages	Disease	Male		Female		Ages
	Number	Rate	Number	Rate			Number	Rate	Number	Rate	
Trachea, lung, and bronchus cancer	27	101.7	13	48.2	35+	Ischemic heart disease	121	297.2	47	182.7	35+
Lip, oral cavity, and pharynx cancer	4	10.7	3	10.2	35+	Stroke	48	171.1	35	141.1	35+
Respiratory disease	8	38.3	6	25.8	35+	Other diseases of the circulatory system	55	159.3	33	125.6	35+
						All causes	1840	5677.4	1372	5291.5	35+

Source: World Health Organization. (2003). *WHO Mortality Database*. Geneva: WHO.

## INFRASTRUCTURE FOR TOBACCO CONTROL

### National Tobacco Control Provisions

Tobacco Bans and Restrictions	Not				Tobacco Requirements and Regulations	Not			
	Banned	Restricted	Regulated	Unknown		Required	Regulated	Regulated	Unknown
Advertising in certain media		X			Advertising health warnings/messages				X
Advertising to certain audiences				X	Age verification for sales				X
Advertising in certain locations		X			Manufacturing licensure				X
Advertisement content or design				X	Package health warning/message	X			
Sponsorship or promotion for certain audiences	X				Label design on packaging				X
Sponsorship advertising of events				X	Ingredient/constituent information on package label	X			
Brand stretching	X				Amount of tar		X		
Sales to minors	X				Amount of nicotine		X		
Sales by minors				X	Amount of other ingredients/constituents				X
Place of sales				X	Product constituents as confidential information				X
Vending machines	X				Product constituents as public information				X
Free products				X	Constituent disclosure by brand				X
Single cigarette sales				X	Constituent disclosure in the aggregate				X
Misleading information on packaging				X					
Smoking in government buildings (incl. worksites)				X					
Smoking in private worksites				X					
Smoking in educational facilities	X								
Smoking in health care facilities	X								
Smoking on buses	X								
Smoking on trains	X								
Smoking in taxis	X								
Smoking on ferries	X								
Smoking on domestic air flights				X					
Smoking on international air flights				X					
Smoking in restaurants		X							
Smoking in nightclubs and bars				X					
Smoking in other public places		X							

Other Provisions	Yes	No	Unknown
National tobacco control committee	X		
Tobacco control education/promotion		X	
Anti-smuggling provisions			X
Litigation enabling provisions			X

Refer to Appendix B for more information about national tobacco control provisions.

**Population (millions)**

	1995	2000	2025	2050
All adults, ages 15+	73.116	84.249	151.479	207.064
Female adults	35.210	40.727	74.103	102.934
All youth, ages 0-14	50.497	53.190	59.344	58.368
Female youth	24.523	25.855	28.965	28.561

Source: United Nations Population Division, World Population Prospects 1950-2050 (2000 revision)

**Real GDP per capita (PPP), US Dollars**

1975	734
1980	779
1985	825
1990	882
1995	981
2000	1152

Source: World Health Report 2002

**SMOKING PREVALENCE**

**Adult (10 Years & Older), 2001**

Males	48.3
Females	20.9

**Youth (10-14 Year Olds), 1997**

Males	2.8
Females	0.1
Overall	1.6

**Medical Students, 1985**

Males	28
Females	0

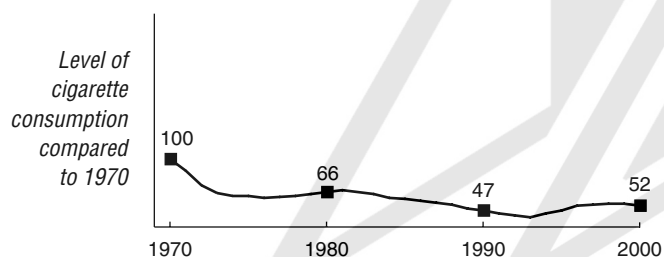
Adult: Uses some form of tobacco (includes multiple sources of tobacco) in Chittagong and Rangpur (both urban and rural); Yunus, M. (2002). *Craving for nicotine: a study on tobacco prevalence in Bangladesh*. Reported in Strong, K. and Bonita, R. (2003). *The SuRF Report 1. Surveillance of Risk Factors related to Noncommunicable Diseases: Current status of global data*. Geneva: WHO.

Youth: Smoking; Bangladesh Bureau of Statistics. (1998). *Statistical Pocketbook Bangladesh*. Dhaka: Author.

Health professional: Daily and occasional tobacco smoking among first and final-year medical students in two large centers; Tessier, J.F., Freour, P., Belougne, D. and Crofton, J. (1992). Smoking habits and attitudes of medical students toward smoking and antismoking campaigns in nine Asian countries. *Journal of Epidemiology* 21(2): 298-304.

**TOBACCO ECONOMY**

**Annual per capita Consumption, Three Year Moving Average, 1970 = 100**



**Annual Cigarette Consumption**

Year	Per capita Consumption (cigarette sticks)	Total Consumption (millions of cigarette sticks)
1970	492	17787
1980	294	14007
1990	194	12373
1995	239	17449
2000	234	19717

**Annual Tobacco Trade and Agriculture Statistics**

	Unit of Measurement	1970	1980	1990	1995	2000
Cigarette imports	sticks in millions	-	177	86	70	-
Cigarette exports	sticks in millions	-	-	2	0	15
Tobacco leaf imports	metric tons	-	740	805	1137	3750
Tobacco leaf exports (% of total exports)	metric tons (%)	- (-)	- (-)	870 (0.11%)	278 (0.02%)	800 (-)
Cigarette production	sticks in millions	17787	13830	12289	17379	19732
Tobacco leaf production	metric tons	41200	39524	37800	38000	35000
Land devoted to tobacco growing (% of agricultural land)	hectares (%)	45700 (0.47%)	45091 (0.46%)	45070 (0.45%)	36000 (0.41%)	31161 (0.34%)
Employment in tobacco manufacturing	people	4190	6340	27155	-	-

**Retail Price of 20 Cigarettes with Tax**

Type	US \$	Local
Domestic brand	\$0.83	48.00
Foreign brand	\$1.38	80.00

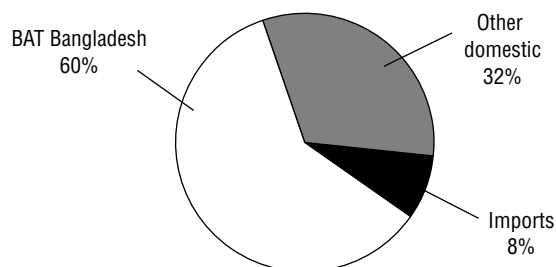
Source: EIU, September 2002

**Cigarette Taxes and Duties**

Excise tax	32%-51% based on retail price of 10 cigs
Sales tax	15%
Import duty	45%
Other import duties	12.5%; supplementary duty 250%

Source: ERC

**Market Share by Cigarette Manufacturer, 1999**



Source: ERC

## SMOKING-RELATED DISEASE IMPACT

**Mortality from Cancer, Respiratory and Circulatory Disease, 2000**  
Numbers of deaths/World age-standardized mortality rate per 100,000 population

Disease	Male		Female		Ages	Disease	Male		Female		Ages
	Number	Rate	Number	Rate			Number	Rate	Number	Rate	
Trachea, lung, and bronchus cancer	6808	75.9	982	11.2	45+	Ischemic heart disease	-	-	-	-	
Lip, oral cavity, and pharynx cancer	5759	62.6	4196	47.1	45+	Stroke	-	-	-	-	
Respiratory disease	-	-	-	-		Other diseases of the circulatory system	-	-	-	-	
						All causes	-	-	-	-	

Source: Ferlay, J., Bray, F., Pisani, P. and Parkin, D.M. (2001). *GLOBOCAN 2000: Cancer Incidence, Mortality and Prevalence Worldwide, Version 1.0*. [CD-ROM]. IARC CancerBase No. 5. Lyon: IARC Press. Available at URL: <http://www-dep.iarc.fr/globocan/globocan.html>

## INFRASTRUCTURE FOR TOBACCO CONTROL

### National Tobacco Control Provisions

Tobacco Bans and Restrictions	Not				Tobacco Requirements and Regulations	Not			
	Banned	Restricted	Regulated	Unknown		Required	Regulated	Regulated	Unknown
Advertising in certain media		X			Advertising health warnings/messages	X			
Advertising to certain audiences				X	Age verification for sales				X
Advertising in certain locations				X	Manufacturing licensure	X			
Advertisement content or design				X	Package health warning/message	X			
Sponsorship or promotion for certain audiences				X	Label design on packaging				X
Sponsorship advertising of events	X				Ingredient/constituent information on package label			X	
Brand stretching				X	Amount of tar				X
Sales to minors	X				Amount of nicotine				X
Sales by minors				X	Amount of other ingredients/constituents				X
Place of sales				X	Product constituents as confidential information				X
Vending machines				X	Product constituents as public information				X
Free products				X	Constituent disclosure by brand				X
Single cigarette sales			X		Constituent disclosure in the aggregate				X
Misleading information on packaging				X					
Smoking in government buildings (incl. worksites)		X			<b>Other Provisions</b>	<b>Yes</b>	<b>No</b>	<b>Unknown</b>	
Smoking in private worksites			X		National tobacco control committee	X			
Smoking in educational facilities	X				Tobacco control education/promotion	X			
Smoking in health care facilities	X				Anti-smuggling provisions			X	
Smoking on buses		X			Litigation enabling provisions			X	
Smoking on trains	X								
Smoking in taxis		X							
Smoking on ferries		X							
Smoking on domestic air flights	X								
Smoking on international air flights				X					
Smoking in restaurants				X					
Smoking in nightclubs and bars				X					
Smoking in other public places			X						

Refer to Appendix B for more information about national tobacco control provisions.

	Population (millions)			
	1995	2000	2025	2050
All adults, ages 15+	0.203	0.212	0.241	0.223
Female adults	0.106	0.111	0.123	0.115
All youth, ages 0-14	0.060	0.055	0.044	0.040
Female youth	0.030	0.027	0.022	0.019

Source: United Nations Population Division, World Population Prospects 1950-2050 (2000 revision)

Real GDP per capita (PPP), US Dollars	
1975	8525
1980	10757
1985	10396
1990	11414
1995	12766
2000	13244

Source: World Health Report 2002

## SMOKING PREVALENCE

Adult (25 Years & Older), 1991-1994		Youth		Health Professionals	
Males	20.1	Males	16	Males	-
Females	0.8	Females	13	Females	-
		Overall	16.9	Overall	-

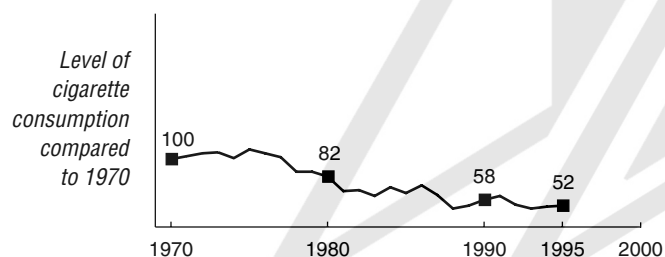
Adult: Current cigarette smokers in Bridgetown (urban); Cooper, R., Rotimi, C., Ataman, S., McGee, D., Osotimehin, B., Kadiri, S., Kingue, S., Fraser, H., Forrester, T., Bennett, F. and Wilks, R. (1997). The prevalence of hypertension in seven populations of West African origin. *American Journal of Public Health* 87(2): 160-168.

Youth: (Males and Females) Currently use any tobacco product, school forms 3-5 updated in 2002; Global Youth Tobacco Survey Collaborative Group. (2002). *Barbados GYTS Fact Sheet*. Available at URL: [http://www.cdc.gov/Tobacco/global/gyts/GYTS\\_factsheets.htm](http://www.cdc.gov/Tobacco/global/gyts/GYTS_factsheets.htm). (Overall) Currently use any tobacco product, students 13-15 years old in 1999; Global Youth Tobacco Survey Collaborative Group. (2002). Special Report: Tobacco use among youth: a cross country comparison. *Tobacco Control* 11: 252-270.

Health professional: No data available

## TOBACCO ECONOMY

### Annual per capita Consumption, Three Year Moving Average, 1970 = 100



### Annual Cigarette Consumption

Year	Per capita Consumption (cigarette sticks)	Total Consumption (millions of cigarette sticks)
1970	1045	157
1980	890	156
1990	777	151
1995	543	110
2000	-	-

### Annual Tobacco Trade and Agriculture Statistics

	Unit of Measurement	1970	1980	1990	1995	2000
Cigarette imports	sticks in millions	51	28	60	82	190
Cigarette exports	sticks in millions	56	96	44	37	18
Tobacco leaf imports	metric tons	130	236	116	23	0
Tobacco leaf exports (% of total exports)	metric tons (%)	- (-)	2 (0.01%)	- (-)	22 (0.05%)	- (-)
Cigarette production	sticks in millions	162	224	135	65	-
Tobacco leaf production	metric tons	-	-	-	-	-
Land devoted to tobacco growing (% of agricultural land)	hectares (%)	- (-)	- (-)	- (-)	- (-)	- (-)
Employment in tobacco manufacturing	people	51	75	-	-	-

### Retail Price of 20 Cigarettes with Tax

Type	US \$	Local
MPPC	\$2.24	4.50

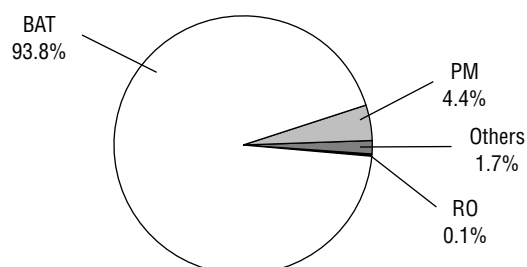
Source: TJI, 2001

### Cigarette Taxes and Duties

Excise tax	115 LCU/1000 cigs
Sales tax	15%
Import duty	44.09 LCU/kg
Imports from CARICOM countries are duty free	

Source: TMA

### Market Share by Cigarette Manufacturer, 2001



Source: Maxwell Report

## SMOKING-RELATED DISEASE IMPACT

**Mortality from Cancer, Respiratory and Circulatory Disease, 1995**  
Numbers of deaths/World age-standardized mortality rate per 100,000 population

Disease	Male		Female		Ages	Disease	Male		Female		Ages
	Number	Rate	Number	Rate			Number	Rate	Number	Rate	
Trachea, lung, and bronchus cancer	18	31.5	7	9.9	35+	Ischemic heart disease	95	172.4	115	112.4	35+
Lip, oral cavity, and pharynx cancer	6	14.3	1	0.6	35+	Stroke	195	327.2	239	199.9	35+
Respiratory disease	4	8.2	12	18.0	35+	Other diseases of the circulatory system	115	200.7	133	134.5	35+
						All causes	1129	2025.8	1169	1169.2	35+

Source: World Health Organization. (2003). *WHO Mortality Database*. Geneva: WHO.

## INFRASTRUCTURE FOR TOBACCO CONTROL

### National Tobacco Control Provisions

Tobacco Bans and Restrictions	Not				Tobacco Requirements and Regulations	Not			
	Banned	Restricted	Regulated	Unknown		Required	Regulated	Regulated	Unknown
Advertising in certain media			X		Advertising health warnings/messages			X	
Advertising to certain audiences				X	Age verification for sales				X
Advertising in certain locations			X		Manufacturing licensure				X
Advertisement content or design				X	Package health warning/message			X	
Sponsorship or promotion for certain audiences				X	Label design on packaging				X
Sponsorship advertising of events			X		Ingredient/constituent information on package label			X	
Brand stretching				X	Amount of tar			X	
Sales to minors			X		Amount of nicotine			X	
Sales by minors			X		Amount of other ingredients/constituents			X	
Place of sales				X	Product constituents as confidential information				X
Vending machines			X		Product constituents as public information				X
Free products			X		Constituent disclosure by brand				X
Single cigarette sales			X		Constituent disclosure in the aggregate				X
Misleading information on packaging				X					
Smoking in government buildings (incl. worksites)	X				<b>Other Provisions</b>	<b>Yes</b>	<b>No</b>	<b>Unknown</b>	
Smoking in private worksites				X	National tobacco control committee		X		
Smoking in educational facilities	X				Tobacco control education/promotion	X			
Smoking in health care facilities	X				Anti-smuggling provisions			X	
Smoking on buses	X				Litigation enabling provisions		X		
Smoking on trains	N/A								
Smoking in taxis		X							
Smoking on ferries		X							
Smoking on domestic air flights	N/A								
Smoking on international air flights		X							
Smoking in restaurants		X							
Smoking in nightclubs and bars		X							
Smoking in other public places		X							

Refer to Appendix B for more information about national tobacco control provisions.

**Population (millions)**

	1995	2000	2025	2050
All adults, ages 15+	8.075	8.283	8.018	7.090
Female adults	4.398	4.510	4.342	3.794
All youth, ages 0-14	2.254	1.904	1.317	1.215
Female youth	1.108	0.931	0.639	0.588

Source: United Nations Population Division, World Population Prospects 1950-2050 (2000 revision)

**Real GDP per capita (PPP), US Dollars**

1975	6810
1980	8384
1985	9251
1990	8314
1995	5287
2000	7083

Source: World Health Report 2002

**SMOKING PREVALENCE**

**Adult (18 Years & Older), 2000**

Males	53
Females	9
Overall	29

**Youth (16-20 Year Olds), 1999**

Males	29.9
Females	3.7
Overall	16.2

**Health Professionals**

Males	-
Females	-
Overall	-

Adult: Current smokers; Gilmore, A.B., McKee, M. and Rose, R. (2001). Prevalence and determinants of smoking in Belarus: A national household survey, 2000. *European Journal of Epidemiology* 17(3): 245-253.

Youth: Daily cigarette smoking; Information provided by Dr. S. Novoselova, Head, Department of Households Sample Surveys, Ministry of Statistics and Analysis of the Republic of Belarus.

Health professional: No data available

**TOBACCO ECONOMY**

**Annual per capita Consumption, Three Year Moving Average, 1998 = 100**



**Annual Cigarette Consumption**

Year	Per capita Consumption (cigarette sticks)	Total Consumption (millions of cigarette sticks)
1970	-	-
1980	-	-
1990	-	-
1998	2274	18642
2000	2000	16563

**Annual Tobacco Trade and Agriculture Statistics**

	Unit of Measurement	1970	1980	1990	1995	2000
Cigarette imports	sticks in millions	-	-	-	-	7237
Cigarette exports	sticks in millions	-	-	-	-	1030
Tobacco leaf imports	metric tons	-	-	-	3818	10039
Tobacco leaf exports (% of total exports)	metric tons (%)	- (-)	- (-)	- (-)	- (-)	318 (0.00%)
Cigarette production	sticks in millions	-	19229	16399	6228	10356
Tobacco leaf production	metric tons	-	-	-	1800	1400
Land devoted to tobacco growing (% of agricultural land)	hectares (%)	- (-)	- (-)	- (-)	900 (0.01%)	800 (0.01%)
Employment in tobacco manufacturing	people	-	-	-	-	-

**Retail Price of 20 Cigarettes with Tax**

Type	US \$	Local
Domestic brand	-	-
Foreign brand	-	-

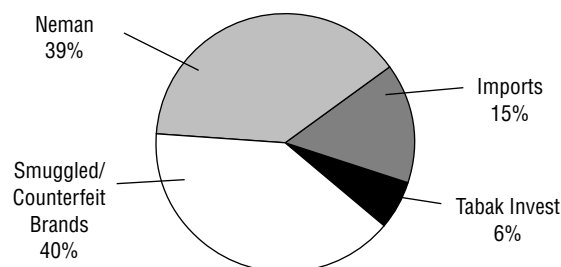
Source: No data available

**Cigarette Taxes and Duties**

Excise tax	0.5-1.8 ECU/1000 cigs
Sales tax	16.67%
Import duty	30% (min 3 ECU/1000 cigs)
Other import duties	0.15%

Source: ERC

**Market Share by Cigarette Manufacturer, 2000**



Source: ERC



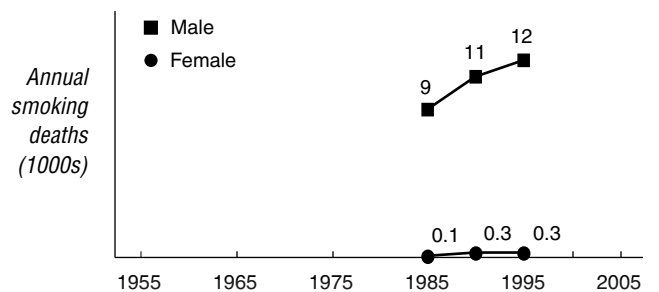
## SMOKING-ATTRIBUTED DISEASE IMPACT

Numbers of Deaths Attributed to Smoking/Total Deaths (thousands), 2000

Cause	Males (by age)			Females (by age)		
	0-34	35-69	70+	0-34	35-69	70+
Lung cancer	-/0.0	2.2/2.3	0.9/1.0	-/0.0	0.0/0.2	0.0/0.2
All cancer	-/0.2	3.8/7.5	1.4/3.8	-/0.2	0.0/4.2	0.0/3.4
Vascular	-/0.4	6.2/17	1.9/16	-/0.1	0.0/9.3	0.0/29
Respiratory	-/0.1	1.7/2.3	1.4/2.1	-/0.1	0.0/0.5	0.0/1.5
All other	-/4.5	1.2/12	0.3/4.0	-/1.4	0.0/4.0	0.0/11
All causes	-/5.3	13/39	5.0/26	-/1.8	0.0/18	0.0/45

Source: Peto, Lopez, et al., 1992, 1994 (update 2003)

Smoking-Attributed Numbers of Deaths per Year, Ages 35-69 Only



## INFRASTRUCTURE FOR TOBACCO CONTROL

### National Tobacco Control Provisions

Tobacco Bans and Restrictions	Not				Tobacco Requirements and Regulations	Not			
	Banned	Restricted	Regulated	Unknown		Required	Regulated	Regulated	Unknown
Advertising in certain media		X			Advertising health warnings/messages			X	
Advertising to certain audiences			X		Age verification for sales			X	
Advertising in certain locations		X			Manufacturing licensure	X			
Advertisement content or design			X		Package health warning/message	X			
Sponsorship or promotion for certain audiences			X		Label design on packaging		X		
Sponsorship advertising of events			X		Ingredient/constituent information on package label	X			
Brand stretching			X		Amount of tar		X		
Sales to minors	X				Amount of nicotine		X		
Sales by minors			X		Amount of other ingredients/constituents		X		
Place of sales			X		Product constituents as confidential information				X
Vending machines			X		Product constituents as public information				X
Free products		X			Constituent disclosure by brand				X
Single cigarette sales			X		Constituent disclosure in the aggregate				X
Misleading information on packaging			X						
Smoking in government buildings (incl. worksites)		X			<b>Other Provisions</b>	<b>Yes</b>	<b>No</b>	<b>Unknown</b>	
Smoking in private worksites		X			National tobacco control committee	X			
Smoking in educational facilities		X			Tobacco control education/promotion		X		
Smoking in health care facilities	X				Anti-smuggling provisions	X			
Smoking on buses	X				Litigation enabling provisions		X		
Smoking on trains		X							
Smoking in taxis	X								
Smoking on ferries		X							
Smoking on domestic air flights		X							
Smoking on international air flights		X							
Smoking in restaurants			X						
Smoking in nightclubs and bars			X						
Smoking in other public places				X					

Refer to Appendix B for more information about national tobacco control provisions.

**Population (millions)**

	1995	2000	2025	2050
All adults, ages 15+	8.315	8.478	8.779	8.222
Female adults	4.291	4.364	4.487	4.224
All youth, ages 0-14	1.822	1.771	1.426	1.361
Female youth	0.889	0.865	0.698	0.666

Source: United Nations Population Division, World Population Prospects 1950-2050 (2000 revision)

**Real GDP per capita (PPP), US Dollars**

1975	15527
1980	17920
1985	18828
1990	21674
1995	22946
2000	25877

Source: World Health Report 2002

**SMOKING PREVALENCE**

Adult (15 Years & Older), 2001		Youth (11-15 Year Olds), 1998		Physicians, 1991	
Males	28	Males	9	Males	28.7
Females	20	Females	8	Females	16.5

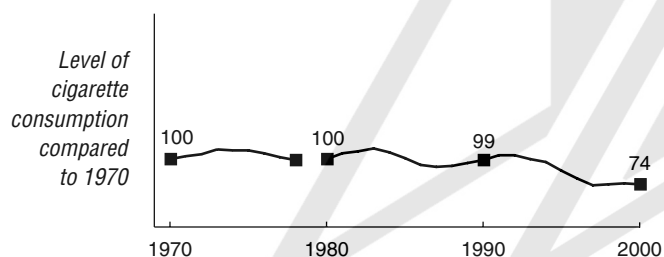
Adult: Smoker status by self-definition; Limburgs Universitair Centrum Center for Statistics, Wetenschappelijk Instituut voor Volksgezondheid Dienst Epidemiologie. *Health Interview Survey Belgium 2001*. Reported in Strong, K. and Bonita, R. (2003). *The SuRF Report 1. Surveillance of Risk Factors related to Noncommunicable Diseases: Current status of global data*. Geneva: WHO.

Youth: Daily smoking; Currie, C., Hurrelmann, K., Settertobulte, W., Smith, R. and Todd, J. (eds). (2000) *Health and Health Behaviour Among Young People* [International Report from the 1997/98 HBSC survey]. WHO Policy Series: Health policy for children and adolescents. Issue 1. Copenhagen: WHO Regional Office for Europe. Available at URL: <http://www.hbsc.org>.

Health professional: Current smoking among French-speaking physicians, including general practitioners and specialists; Frydman, M. and Lynn, R. (1993). Smoking habits: the prevention role of teachers and general practitioners. *Journal of Environmental Pathology, Toxicology and Oncology* 12(3): 161-165.

**TOBACCO ECONOMY**

**Annual per capita Consumption, Three Year Moving Average, 1970 = 100**



**Annual Cigarette Consumption**

Year	Per capita Consumption (cigarette sticks)	Total Consumption (millions of cigarette sticks)
1970	2543	18763
1980	2520	19867
1990	2436	19878
1995	2519	20948
2000	1837	15572

**Annual Tobacco Trade and Agriculture Statistics**

	Unit of Measurement	1970	1980	1990	1995	2000
Cigarette imports	sticks in millions	2399	2575	3885	12750	12215
Cigarette exports	sticks in millions	3363	10875	11765	10628	9268
Tobacco leaf imports	metric tons	-	-	-	-	35083
Tobacco leaf exports (% of total exports)	metric tons (%)	- (-)	- (-)	- (-)	- (-)	26137 (0.04%)
Cigarette production	sticks in millions	19727	28167	27758	18826	12625
Tobacco leaf production	metric tons	-	-	-	-	-
Land devoted to tobacco growing (% of agricultural land)	hectares (%)	- (-)	- (-)	- (-)	- (-)	- (-)
Employment in tobacco manufacturing	people	8000	6800	4900	-	-

**Retail Price of 20 Cigarettes with Tax**

Type	US \$	Local
Domestic brand	\$2.92	2.95
Foreign brand	\$3.17	3.20

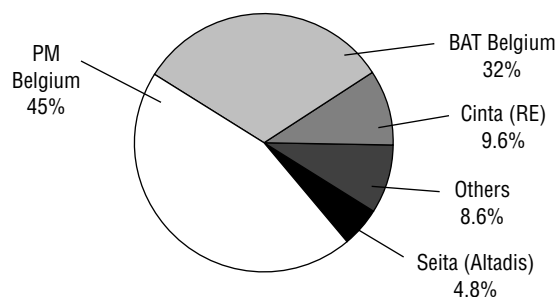
Source: EIU, September 2002

**Cigarette Taxes and Duties**

Excise tax	634 LCU/1000 cigs
Excise tax	45.85% of retail price
Sales tax	21%

Source: ERC

**Market Share by Cigarette Manufacturer, 2000**



Source: ERC

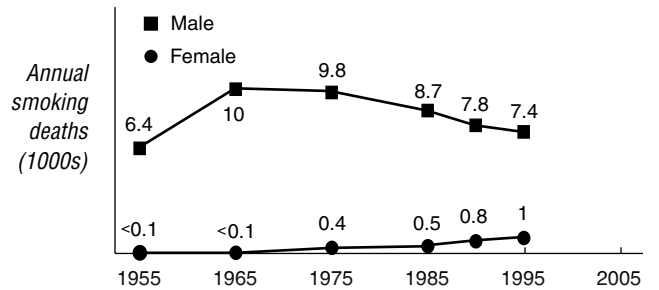
## SMOKING-ATTRIBUTED DISEASE IMPACT

Numbers of Deaths Attributed to Smoking/Total Deaths (thousands), 1995

Cause	Males (by age)			Females (by age)		
	0-34	35-69	70+	0-34	35-69	70+
Lung cancer	-/0.0	2.8/2.9	2.7/2.9	-/0.0	0.3/0.5	0.2/0.5
All cancer	-/0.1	4.0/7.2	4.0/9.0	-/0.1	0.4/4.5	0.3/7.3
Vascular	-/0.1	1.7/4.9	2.2/13	-/0.1	0.2/2.2	0.4/19
Respiratory	-/0.0	0.9/1.4	2.5/4.7	-/0.0	0.2/0.5	0.5/3.5
All other	-/2.1	0.8/4.6	0.9/6.4	-/0.8	0.1/2.4	0.2/11
All causes	-/2.3	7.4/18	9.6/33	-/1.1	1.0/9.6	1.5/41

Source: Peto, Lopez, et al., 1992, 1994 (update 2003)

Smoking-Attributed Numbers of Deaths per Year, Ages 35-69 Only



## INFRASTRUCTURE FOR TOBACCO CONTROL

National Tobacco Control Provisions

Tobacco Bans and Restrictions	Not				Tobacco Requirements and Regulations	Not			
	Banned	Restricted	Regulated	Unknown		Required	Regulated	Regulated	Unknown
Advertising in certain media	X				Advertising health warnings/messages	X			
Advertising to certain audiences	X				Age verification for sales				X
Advertising in certain locations		X			Manufacturing licensure			X	
Advertisement content or design		X			Package health warning/message	X			
Sponsorship or promotion for certain audiences				X	Label design on packaging		X		
Sponsorship advertising of events				X	Ingredient/constituent information on package label			X	
Brand stretching			X		Amount of tar		X		
Sales to minors			X		Amount of nicotine		X		
Sales by minors				X	Amount of other ingredients/constituents			X	
Place of sales				X	Product constituents as confidential information				X
Vending machines		X			Product constituents as public information				X
Free products	X				Constituent disclosure by brand				X
Single cigarette sales	X				Constituent disclosure in the aggregate				X
Misleading information on packaging				X					
Smoking in government buildings (incl. worksites)		X							
Smoking in private worksites		X							
Smoking in educational facilities	X								
Smoking in health care facilities	X								
Smoking on buses	X								
Smoking on trains		X							
Smoking in taxis	X								
Smoking on ferries			X						
Smoking on domestic air flights	X								
Smoking on international air flights			X						
Smoking in restaurants		X							
Smoking in nightclubs and bars		X							
Smoking in other public places		X							

Other Provisions	Yes	No	Unknown
National tobacco control committee		X	
Tobacco control education/promotion	X		
Anti-smuggling provisions			X
Litigation enabling provisions			X

Refer to Appendix B for more information about national tobacco control provisions.

**Population (millions)**

	1995	2000	2025	2050
All adults, ages 15+	0.118	0.140	0.245	0.315
Female adults	0.058	0.069	0.122	0.159
All youth, ages 0-14	0.085	0.087	0.079	0.078
Female youth	0.042	0.043	0.039	0.038

Source: United Nations Population Division, World Population Prospects 1950-2050 (2000 revision)

**Real GDP per capita (PPP), US Dollars**

1975	2652
1980	3495
1985	3138
1990	4417
1995	4978
2000	5171

Source: World Health Report 2002

**SMOKING PREVALENCE**

Adult		Youth (10-18 Year Olds), 1992		Health Professionals	
Males	-	Males	35.2	Males	-
Females	-	Females	13.9	Females	-
Overall	-	Overall	24.3	Overall	-

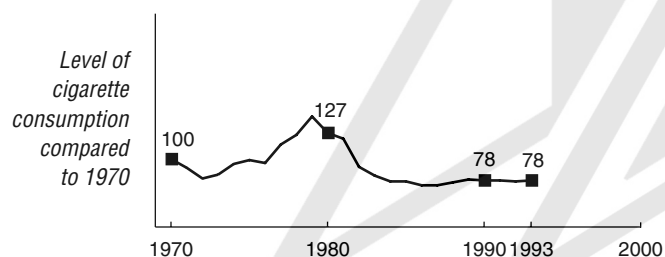
Adult: No data available

Youth: Tobacco use; Hoy, D., Flowes, H., Burrell, J., Solis, R. and Paredes, S. (1992). *Pride Belize school drug prevalence survey, Belize, Central America 1992*. Belize: Author. Note: 8.8% of 11-12 year olds and 20.8% of 13-14 year olds use tobacco.

Health professional: No data available

**TOBACCO ECONOMY**

**Annual per capita Consumption, Three Year Moving Average, 1970 = 100**



**Annual Cigarette Consumption**

Year	Per capita Consumption (cigarette sticks)	Total Consumption (millions of cigarette sticks)
1970	1434	93
1980	2270	175
1990	1179	122
1993	1127	126
2000	-	-

**Annual Tobacco Trade and Agriculture Statistics**

	Unit of Measurement	1970	1980	1990	1995	2000
Cigarette imports	sticks in millions	41	113	22	97	29
Cigarette exports	sticks in millions	28	1	1	161	1
Tobacco leaf imports	metric tons	99	44	88	104	84
Tobacco leaf exports (% of total exports)	metric tons (%)	- (-)	- (-)	- (-)	- (-)	- (-)
Cigarette production	sticks in millions	80	63	101	95	84
Tobacco leaf production	metric tons	-	-	-	-	-
Land devoted to tobacco growing (% of agricultural land)	hectares (%)	- (-)	- (-)	- (-)	- (-)	- (-)
Employment in tobacco manufacturing	people	-	-	-	-	-

**Retail Price of 20 Cigarettes with Tax**

Type	US \$	Local
Domestic brand	-	-
Foreign brand	-	-

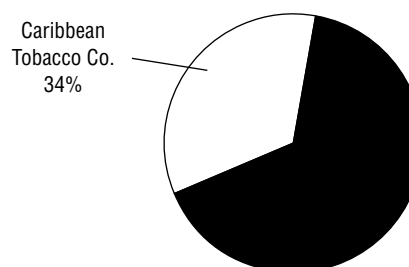
Source: No data available

**Cigarette Taxes and Duties**

Excise tax	58.33 LCU/pound
Sales tax	15%
Import duty	34.40 LCU/pound
Imports from CARICOM countries are duty free	

Source: TMA

**Market Share by Cigarette Manufacturer, 2000**



Source: TMA

## SMOKING-RELATED DISEASE IMPACT

**Mortality from Cancer, Respiratory and Circulatory Disease, 1998**  
Numbers of deaths/World age-standardized mortality rate per 100,000 population

Disease	Male		Female		Ages	Disease	Male		Female		Ages
	Number	Rate	Number	Rate			Number	Rate	Number	Rate	
Trachea, lung, and bronchus cancer	12	55.1	1	4.2	35+	Ischemic heart disease	42	199.3	35	143.4	35+
Lip, oral cavity, and pharynx cancer	2	9.8	2	7.6	35+	Stroke	58	275.4	54	216.8	35+
Respiratory disease	9	42.7	6	25.6	35+	Other diseases of the circulatory system	26	123.0	35	149.9	35+
						All causes	1064	4978.6	804	3482.2	35+

Source: World Health Organization. (2003). *WHO Mortality Database*. Geneva: WHO.

## INFRASTRUCTURE FOR TOBACCO CONTROL

### National Tobacco Control Provisions

Tobacco Bans and Restrictions	Not				Tobacco Requirements and Regulations	Not			
	Banned	Restricted	Regulated	Unknown		Required	Regulated	Regulated	Unknown
Advertising in certain media			X		Advertising health warnings/messages			X	
Advertising to certain audiences				X	Age verification for sales				X
Advertising in certain locations				X	Manufacturing licensure			X	
Advertisement content or design				X	Package health warning/message			X	
Sponsorship or promotion for certain audiences				X	Label design on packaging				X
Sponsorship advertising of events			X		Ingredient/constituent information on package label	X			
Brand stretching			X		Amount of tar			X	
Sales to minors	X				Amount of nicotine			X	
Sales by minors			X		Amount of other ingredients/constituents			X	
Place of sales				X	Product constituents as confidential information				X
Vending machines	N/A				Product constituents as public information				X
Free products			X		Constituent disclosure by brand				X
Single cigarette sales			X		Constituent disclosure in the aggregate				X
Misleading information on packaging				X					
Smoking in government buildings (incl. worksites)		X			<b>Other Provisions</b>	<b>Yes</b>	<b>No</b>	<b>Unknown</b>	
Smoking in private worksites				X	National tobacco control committee	X			
Smoking in educational facilities		X			Tobacco control education/promotion	X			
Smoking in health care facilities		X			Anti-smuggling provisions			X	
Smoking on buses		X			Litigation enabling provisions		X		
Smoking on trains	N/A								
Smoking in taxis			X						
Smoking on ferries				X					
Smoking on domestic air flights		X							
Smoking on international air flights		X							
Smoking in restaurants		X							
Smoking in nightclubs and bars			X						
Smoking in other public places				X					

Refer to Appendix B for more information about national tobacco control provisions.

**Population (millions)**

	1995	2000	2025	2050
All adults, ages 15+	2.853	3.365	7.210	13.141
Female adults	1.469	1.730	3.656	6.621
All youth, ages 0-14	2.639	2.907	4.782	4.929
Female youth	1.318	1.450	2.373	2.446

Source: United Nations Population Division, World Population Prospects 1950-2050 (2000 revision)

**Real GDP per capita (PPP), US Dollars**

1975	682
1980	644
1985	720
1990	660
1995	688
2000	765

Source: World Health Report 2002

**SMOKING PREVALENCE**

Adult (10 Years & Older)		Youth		Health Professionals	
All adults	37	Males	-	Males	-
		Females	-	Females	-
		Overall	-	Overall	-

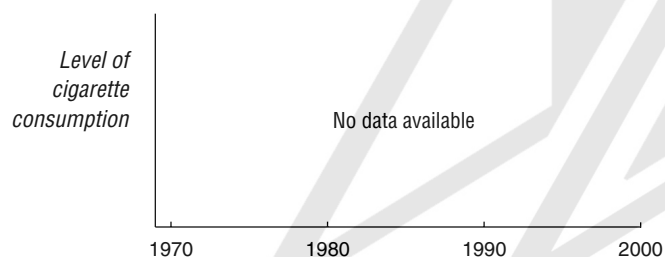
Adult: Current smoking of 20 cigarettes per day in the city of Cotonou (survey year unknown); Fourn, L. and Monteiro, B. (1988). Smoking and health in Benin. *World Health Forum* 9: 589-590.

Youth: No data available

Health professional: No data available

**TOBACCO ECONOMY**

**Annual per capita Consumption, Three Year Moving Average**



**Annual Cigarette Consumption**

Year	Per capita Consumption (cigarette sticks)	Total Consumption (millions of cigarette sticks)
1970	-	-
1980	-	-
1990	-	-
1995	-	-
2000	-	-

**Annual Tobacco Trade and Agriculture Statistics**

	Unit of Measurement	1970	1980	1990	1995	2000
Cigarette imports	sticks in millions	805	1354	-	-	114
Cigarette exports	sticks in millions	67	5	-	-	284
Tobacco leaf imports	metric tons	700	748	400	110	-
Tobacco leaf exports (% of total exports)	metric tons (%)	910 (2.14%)	1 (0.01%)	- (-)	- (-)	- (-)
Cigarette production	sticks in millions	-	-	-	-	-
Tobacco leaf production	metric tons	876	360	257	302	679
Land devoted to tobacco growing (% of agricultural land)	hectares (%)	1562 (0.09%)	485 (0.02%)	432 (0.02%)	537 (0.02%)	1007 (0.04%)
Employment in tobacco manufacturing	people	-	-	-	-	-

**Retail Price of 20 Cigarettes with Tax**

Type	US \$	Local
Domestic brand	-	-
Foreign brand	-	-

Source: No data available

**Cigarette Taxes and Duties**

Sales tax	18%
Import duty	10%
Other import duties	0.75%-5%

Source: TMA

**Market Share by Cigarette Manufacturer**



## SMOKING-RELATED DISEASE IMPACT

**Mortality from Cancer, Respiratory and Circulatory Disease, 2000**  
Numbers of deaths/World age-standardized mortality rate per 100,000 population

Disease	Male		Female		Ages	Disease	Male		Female		Ages
	Number	Rate	Number	Rate			Number	Rate	Number	Rate	
Trachea, lung, and bronchus cancer	24	7.2	3	1.1	45+	Ischemic heart disease	-	-	-	-	
Lip, oral cavity, and pharynx cancer	24	7.1	12	3.3	45+	Stroke	-	-	-	-	
Respiratory disease	-	-	-	-		Other diseases of the circulatory system	-	-	-	-	
						All causes	-	-	-	-	

Source: Ferlay, J., Bray, F., Pisani, P. and Parkin, D.M. (2001). *GLOBOCAN 2000: Cancer Incidence, Mortality and Prevalence Worldwide, Version 1.0*. [CD-ROM]. IARC CancerBase No. 5. Lyon: IARC Press. Available at URL: <http://www-dep.iarc.fr/globocan/globocan.html>

## INFRASTRUCTURE FOR TOBACCO CONTROL

### National Tobacco Control Provisions

Tobacco Bans and Restrictions	Not				Tobacco Requirements and Regulations	Not			
	Banned	Restricted	Regulated	Unknown		Required	Regulated	Regulated	Unknown
Advertising in certain media				X	Advertising health warnings/messages				X
Advertising to certain audiences				X	Age verification for sales				X
Advertising in certain locations				X	Manufacturing licensure				X
Advertisement content or design				X	Package health warning/message			X	
Sponsorship or promotion for certain audiences				X	Label design on packaging				X
Sponsorship advertising of events				X	Ingredient/constituent information on package label				X
Brand stretching				X	Amount of tar				X
Sales to minors				X	Amount of nicotine				X
Sales by minors				X	Amount of other ingredients/constituents				X
Place of sales				X	Product constituents as confidential information				X
Vending machines				X	Product constituents as public information				X
Free products				X	Constituent disclosure by brand				X
Single cigarette sales				X	Constituent disclosure in the aggregate				X
Misleading information on packaging				X					
Smoking in government buildings (incl. worksites)				X					
Smoking in private worksites	X								
Smoking in educational facilities				X					
Smoking in health care facilities	X								
Smoking on buses				X					
Smoking on trains				X					
Smoking in taxis				X					
Smoking on ferries				X					
Smoking on domestic air flights			X						
Smoking on international air flights				X					
Smoking in restaurants				X					
Smoking in nightclubs and bars				X					
Smoking in other public places		X							

Other Provisions	Yes	No	Unknown
National tobacco control committee			X
Tobacco control education/promotion	X		
Anti-smuggling provisions			X
Litigation enabling provisions			X

Refer to Appendix B for more information about national tobacco control provisions.

**Population (millions)**

	1995	2000	2025	2050
All adults, ages 15+	1.028	1.194	2.469	4.220
Female adults	0.512	0.595	1.227	2.108
All youth, ages 0-14	0.804	0.891	1.374	1.349
Female youth	0.394	0.437	0.674	0.661

Source: United Nations Population Division, World Population Prospects 1950-2050 (2000 revision)

**Real GDP per capita (PPP), US Dollars**

	1975	1980	1985	1990	1995	2000
	443	634	780	984	1196	1442

Source: World Health Report 2002

**SMOKING PREVALENCE**

Adult		Youth		Health Professionals	
Males	-	Males	-	Males	-
Females	-	Females	-	Females	-
Overall	-	Overall	-	Overall	-

Adult: No data available

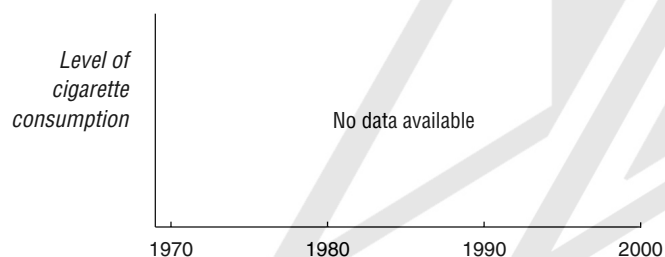
Youth: No data available

Health professional: No data available

**TOBACCO ECONOMY**

**Annual per capita Consumption, Three Year Moving Average**

**Annual Cigarette Consumption**



Year	Per capita Consumption (cigarette sticks)	Total Consumption (millions of cigarette sticks)
1970	-	-
1980	-	-
1990	-	-
1995	-	-
2000	-	-

**Annual Tobacco Trade and Agriculture Statistics**

	Unit of Measurement	1970	1980	1990	1995	2000
Cigarette imports	sticks in millions	-	-	-	-	-
Cigarette exports	sticks in millions	-	-	-	-	-
Tobacco leaf imports	metric tons	-	-	-	4	1
Tobacco leaf exports (% of total exports)	metric tons (%)	-	-	-	-	-
Cigarette production	sticks in millions	-	-	-	-	-
Tobacco leaf production	metric tons	-	70	140	160	160
Land devoted to tobacco growing (% of agricultural land)	hectares (%)	- (-)	50 (0.01%)	100 (0.02%)	110 (0.03%)	110 (0.02%)
Employment in tobacco manufacturing	people	-	-	-	-	-

**Retail Price of 20 Cigarettes with Tax**

Type	US \$	Local
Domestic brand	-	-
Foreign brand	-	-


Source: No data available

**Cigarette Taxes and Duties**

Excise tax	-
Sales tax	-
Import duty	-

Source: No data available

**Market Share by Cigarette Manufacturer**





## SMOKING-RELATED DISEASE IMPACT

**Mortality from Cancer, Respiratory and Circulatory Disease, 2000**  
Numbers of deaths/World age-standardized mortality rate per 100,000 population

Disease	Male		Female		Ages	Disease	Male		Female		Ages
	Number	Rate	Number	Rate			Number	Rate	Number	Rate	
Trachea, lung, and bronchus cancer	64	39.9	13	7.5	45+	Ischemic heart disease	-	-	-	-	
Lip, oral cavity, and pharynx cancer	83	51.8	40	23.2	45+	Stroke	-	-	-	-	
Respiratory disease	-	-	-	-		Other diseases of the circulatory system	-	-	-	-	
						All causes	-	-	-	-	

Source: Ferlay, J., Bray, F., Pisani, P. and Parkin, D.M. (2001). *GLOBOCAN 2000: Cancer Incidence, Mortality and Prevalence Worldwide, Version 1.0*. [CD-ROM]. IARC CancerBase No. 5. Lyon: IARC Press. Available at URL: <http://www-dep.iarc.fr/globocan/globocan.html>

## INFRASTRUCTURE FOR TOBACCO CONTROL

### National Tobacco Control Provisions

Tobacco Bans and Restrictions	Not				Tobacco Requirements and Regulations	Not			
	Banned	Restricted	Regulated	Unknown		Required	Regulated	Regulated	Unknown
Advertising in certain media				X	Advertising health warnings/messages				X
Advertising to certain audiences				X	Age verification for sales				X
Advertising in certain locations				X	Manufacturing licensure				X
Advertisement content or design				X	Package health warning/message			X	
Sponsorship or promotion for certain audiences				X	Label design on packaging				X
Sponsorship advertising of events				X	Ingredient/constituent information on package label				X
Brand stretching				X	Amount of tar				X
Sales to minors				X	Amount of nicotine				X
Sales by minors				X	Amount of other ingredients/constituents				X
Place of sales		X			Product constituents as confidential information				X
Vending machines				X	Product constituents as public information				X
Free products				X	Constituent disclosure by brand				X
Single cigarette sales				X	Constituent disclosure in the aggregate				X
Misleading information on packaging				X					
Smoking in government buildings (incl. worksites)				X	<b>Other Provisions</b>	<b>Yes</b>	<b>No</b>	<b>Unknown</b>	
Smoking in private worksites				X	National tobacco control committee			X	
Smoking in educational facilities				X	Tobacco control education/promotion			X	
Smoking in health care facilities				X	Anti-smuggling provisions			X	
Smoking on buses				X	Litigation enabling provisions			X	
Smoking on trains				X					
Smoking in taxis				X					
Smoking on ferries				X					
Smoking on domestic air flights				X					
Smoking on international air flights				X					
Smoking in restaurants				X					
Smoking in nightclubs and bars				X					
Smoking in other public places				X					

Refer to Appendix B for more information about national tobacco control provisions.

	Population (millions)			
	1995	2000	2025	2050
All adults, ages 15+	4.407	5.029	9.301	13.264
Female adults	2.255	2.565	4.678	6.658
All youth, ages 0-14	3.007	3.300	3.830	3.702
Female youth	1.479	1.620	1.875	1.808

Source: United Nations Population Division, World Population Prospects 1950-2050 (2000 revision)

Real GDP per capita (PPP), US Dollars	
1975	2436
1980	2450
1985	2019
1990	2020
1995	2189
2000	2236

Source: World Health Report 2002

**SMOKING PREVALENCE**

Adult (12-64 Year Olds), 1999		Youth, 2000		Health Professionals, 1987	
Last month	27.2	Males	33.2	Doctors	35
Last year	31.9	Females	21.7		
		Overall	24.6		

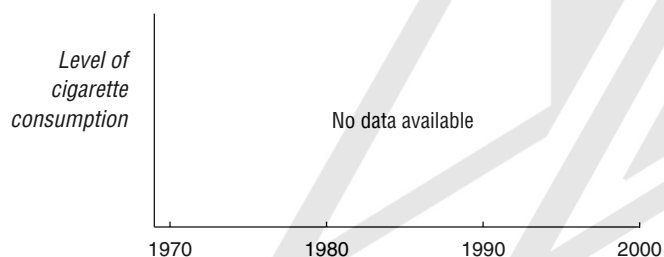
Adult: Current smoking; Cientifica Consultora/VMPPR. (1999). Information provided by WHO PAHO Regional Office (April 29, 2003).

Youth: (Males and Females) Currently use any tobacco product, primary grade 8 through secondary grade 2 in selected schools in Cochabamba; Global Youth Tobacco Survey Collaborative Group. (2002). *Bolivia-Cochabamba GYTS Fact Sheet*. Available at URL: [http://www.cdc.gov/Tobacco/global/gyts/GYTS\\_factsheets.htm](http://www.cdc.gov/Tobacco/global/gyts/GYTS_factsheets.htm). (Overall) Currently use any tobacco product, students 13-15 years old in selected schools in Cochabamba; Global Youth Tobacco Survey Collaborative Group. (2002). Special Report: Tobacco use among youth: a cross country comparison. *Tobacco Control 11: 252-270*.

Health professional: Daily smoking; World Health Organization. (1997). *Tobacco or health: a global status report*. Geneva: WHO.

**TOBACCO ECONOMY**

Annual per capita Consumption, Three Year Moving Average



Annual Cigarette Consumption

Year	Per capita Consumption (cigarette sticks)	Total Consumption (millions of cigarette sticks)
1970	-	-
1980	-	-
1990	-	-
1995	-	-
2000	-	-

Annual Tobacco Trade and Agriculture Statistics

	Unit of Measurement	1970	1980	1990	1995	2000
Cigarette imports	sticks in millions	7	4	37	108	1883
Cigarette exports	sticks in millions	-	-	-	527	297
Tobacco leaf imports	metric tons	565	204	392	1506	827
Tobacco leaf exports (% of total exports)	metric tons (%)	- (-)	- (-)	- (-)	- (-)	10 (0.00%)
Cigarette production	sticks in millions	730	-	97	170	-
Tobacco leaf production	metric tons	1400	1825	935	890	975
Land devoted to tobacco growing (% of agricultural land)	hectares (%)	1280 (0.00%)	1855 (0.01%)	1060 (0.00%)	1005 (0.00%)	1060 (0.00%)
Employment in tobacco manufacturing	people	198	189	158	205	-

Retail Price of 20 Cigarettes with Tax

Type	US \$	Local
Domestic brand	-	-
Foreign brand	-	-

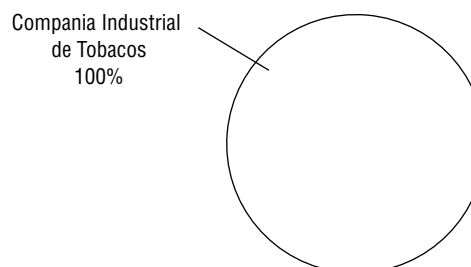
Source: No data available

Cigarette Taxes and Duties

Excise tax	56%
Sales tax	13%
Import duty	10% CIF value
Other import duties	0.5%; 1.92%

Source: TMA

Market Share by Cigarette Manufacturer, 2000



Source: TMA

## SMOKING-RELATED DISEASE IMPACT

**Mortality from Cancer, Respiratory and Circulatory Disease, 2000**  
Numbers of deaths/World age-standardized mortality rate per 100,000 population

Disease	Male		Female		Ages	Disease	Male		Female		Ages
	Number	Rate	Number	Rate			Number	Rate	Number	Rate	
Trachea, lung, and bronchus cancer	231	39.1	83	12.1	45+	Ischemic heart disease	-	-	-	-	
Lip, oral cavity, and pharynx cancer	55	9.4	45	6.6	45+	Stroke	-	-	-	-	
Respiratory disease	-	-	-	-		Other diseases of the circulatory system	-	-	-	-	
						All causes	-	-	-	-	

Source: Ferlay, J., Bray, F., Pisani, P. and Parkin, D.M. (2001). *GLOBOCAN 2000: Cancer Incidence, Mortality and Prevalence Worldwide, Version 1.0*. [CD-ROM]. IARC CancerBase No. 5. Lyon: IARC Press. Available at URL: <http://www-dep.iarc.fr/globocan/globocan.html>

## INFRASTRUCTURE FOR TOBACCO CONTROL

### National Tobacco Control Provisions

Tobacco Bans and Restrictions	Not				Tobacco Requirements and Regulations	Not			
	Banned	Restricted	Regulated	Unknown		Required	Regulated	Regulated	Unknown
Advertising in certain media		X			Advertising health warnings/messages	X			
Advertising to certain audiences				X	Age verification for sales				X
Advertising in certain locations		X			Manufacturing licensure		X		
Advertisement content or design		X			Package health warning/message	X			
Sponsorship or promotion for certain audiences				X	Label design on packaging				X
Sponsorship advertising of events		X			Ingredient/constituent information on package label			X	
Brand stretching			X		Amount of tar			X	
Sales to minors			X		Amount of nicotine			X	
Sales by minors			X		Amount of other ingredients/constituents			X	
Place of sales				X	Product constituents as confidential information				X
Vending machines			X		Product constituents as public information				X
Free products			X		Constituent disclosure by brand				X
Single cigarette sales			X		Constituent disclosure in the aggregate				X
Misleading information on packaging				X					
Smoking in government buildings (incl. worksites)		X							
Smoking in private worksites				X					
Smoking in educational facilities		X							
Smoking in health care facilities		X							
Smoking on buses	X								
Smoking on trains	X								
Smoking in taxis	X								
Smoking on ferries		X							
Smoking on domestic air flights	X								
Smoking on international air flights	X								
Smoking in restaurants		X							
Smoking in nightclubs and bars		X							
Smoking in other public places		X							

Other Provisions	Yes	No	Unknown
National tobacco control committee	X		
Tobacco control education/promotion	X		
Anti-smuggling provisions			X
Litigation enabling provisions			X

Refer to Appendix B for more information about national tobacco control provisions.

**Population (millions)**

	1995	2000	2025	2050
All adults, ages 15+	2.667	3.224	3.614	3.010
Female adults	1.363	1.645	1.844	1.549
All youth, ages 0-14	0.753	0.753	0.552	0.448
Female youth	0.365	0.365	0.266	0.216

Source: United Nations Population Division, World Population Prospects 1950-2050 (2000 revision)

**Real GDP per capita (PPP), US Dollars**

1975	3591
1980	4089
1985	4537
1990	4168
1995	4115
2000	5647

Source: World Health Report 2002

**SMOKING PREVALENCE**

**Adult (15 Years & Older), 1995**

All adults 48

**Youth**

Males –  
Females –  
Overall –

**Physicians, 1996**

Males 50  
Females 55

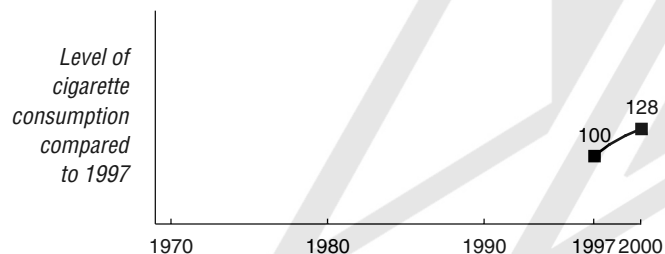
Adult: Regular daily smoking measured by the Public Health Institute; World Health Organization. (2000). *Health for all statistical database*. Copenhagen: WHO Regional Office for Europe.

Youth: No data available

Health professional: Estimated regular daily cigarette smoking; Information provided by Dr. Ajnija Omanic in the WHO European Region's Tobacco Questionnaire 1996/1997.

**TOBACCO ECONOMY**

**Annual per capita Consumption, Three Year Moving Average, 1997 = 100**



**Annual Cigarette Consumption**

Year	Per capita Consumption (cigarette sticks)	Total Consumption (millions of cigarette sticks)
1970	–	–
1980	–	–
1990	–	–
1997	1111	3106
2000	1456	4695

**Annual Tobacco Trade and Agriculture Statistics**

	Unit of Measurement	1970	1980	1990	1995	2000
Cigarette imports	sticks in millions	–	–	–	–	25
Cigarette exports	sticks in millions	–	–	–	–	–
Tobacco leaf imports	metric tons	–	–	–	440	1000
Tobacco leaf exports (% of total exports)	metric tons (%)	– (-)	– (-)	– (-)	160 (-)	1400 (-)
Cigarette production	sticks in millions	–	–	9208	1500	4670
Tobacco leaf production	metric tons	–	–	–	2145	3277
Land devoted to tobacco growing (% of agricultural land)	hectares (%)	– (-)	– (-)	– (-)	1970 (0.11%)	3204 (0.17%)
Employment in tobacco manufacturing	people	–	–	2186	676	–

**Retail Price of 20 Cigarettes with Tax**

Type	US \$	Local
Average price	\$0.84	1.50

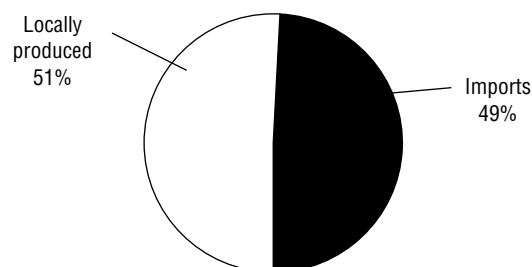
Source: TMA, 1999

**Cigarette Taxes and Duties**

Excise tax	0.10-2.30 LCU/pack
Sales tax	18%-20%
Import duty	15% CIF value
Other import duties	1%

Source: ERC

**Market Share by Cigarette Manufacturer, 2000**



Source: ERC

## SMOKING-RELATED DISEASE IMPACT

**Mortality from Cancer, Respiratory and Circulatory Disease, 2000**  
Numbers of deaths/World age-standardized mortality rate per 100,000 population

Disease	Male		Female		Ages	Disease	Male		Female		Ages
	Number	Rate	Number	Rate			Number	Rate	Number	Rate	
Trachea, lung, and bronchus cancer	1165	197.9	231	30.7	45+	Ischemic heart disease	-	-	-	-	
Lip, oral cavity, and pharynx cancer	179	30.1	24	3.1	45+	Stroke	-	-	-	-	
Respiratory disease	-	-	-	-		Other diseases of the circulatory system	-	-	-	-	
						All causes	-	-	-	-	

Source: Ferlay, J., Bray, F., Pisani, P. and Parkin, D.M. (2001). *GLOBOCAN 2000: Cancer Incidence, Mortality and Prevalence Worldwide, Version 1.0*. [CD-ROM]. IARC CancerBase No. 5. Lyon: IARC Press. Available at URL: <http://www-dep.iarc.fr/globocan/globocan.html>

## INFRASTRUCTURE FOR TOBACCO CONTROL

### National Tobacco Control Provisions

Tobacco Bans and Restrictions	Not				Tobacco Requirements and Regulations	Not			
	Banned	Restricted	Regulated	Unknown		Required	Regulated	Regulated	Unknown
Advertising in certain media		X			Advertising health warnings/messages				X
Advertising to certain audiences	X				Age verification for sales			X	
Advertising in certain locations		X			Manufacturing licensure			X	
Advertisement content or design			X		Package health warning/message	X			
Sponsorship or promotion for certain audiences			X		Label design on packaging		X		
Sponsorship advertising of events			X		Ingredient/constituent information on package label	X			
Brand stretching		X			Amount of tar		X		
Sales to minors	X				Amount of nicotine		X		
Sales by minors			X		Amount of other ingredients/constituents			X	
Place of sales		X			Product constituents as confidential information			X	
Vending machines		X			Product constituents as public information			X	
Free products			X		Constituent disclosure by brand			X	
Single cigarette sales			X		Constituent disclosure in the aggregate			X	
Misleading information on packaging			X						
Smoking in government buildings (incl. worksites)	X								
Smoking in private worksites		X							
Smoking in educational facilities	X								
Smoking in health care facilities	X								
Smoking on buses	X								
Smoking on trains	X								
Smoking in taxis	X								
Smoking on ferries		X							
Smoking on domestic air flights	X								
Smoking on international air flights	X								
Smoking in restaurants		X							
Smoking in nightclubs and bars		X							
Smoking in other public places		X							

Other Provisions	Yes	No	Unknown
National tobacco control committee	X		
Tobacco control education/promotion		X	
Anti-smuggling provisions			X
Litigation enabling provisions		X	

Refer to Appendix B for more information about national tobacco control provisions.

**Population (millions)**

	1995	2000	2025	2050
All adults, ages 15+	0.795	0.892	1.232	1.590
Female adults	0.419	0.464	0.607	0.771
All youth, ages 0-14	0.627	0.649	0.595	0.519
Female youth	0.312	0.322	0.295	0.256

Source: United Nations Population Division, World Population Prospects 1950-2050 (2000 revision)

**Real GDP per capita (PPP), US Dollars**

1975	1596
1980	2365
1985	3256
1990	5117
1995	5129
2000	5815

Source: World Health Report 2002

**SMOKING PREVALENCE**

**Adult (15 Years & Older), 1988**

All adults	21
------------	----

**Youth**

Males	-
Females	-
Overall	-

**Health Professionals**

Males	-
Females	-
Overall	-

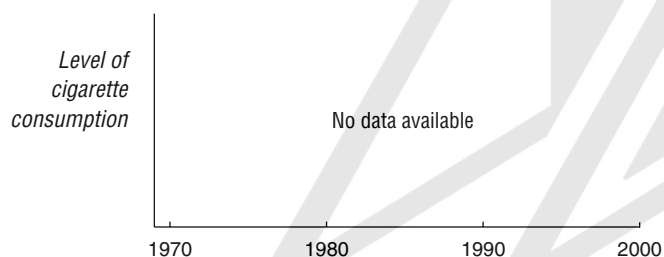
Adult: Smoking measured by a national health status evaluation programme; World Health Organization. (1997). *Tobacco or health: a global status report*. Geneva: WHO.

Youth: No data available

Health professional: No data available

**TOBACCO ECONOMY**

**Annual per capita Consumption, Three Year Moving Average**



**Annual Cigarette Consumption**

Year	Per capita Consumption (cigarette sticks)	Total Consumption (millions of cigarette sticks)
1970	-	-
1980	-	-
1990	-	-
1995	-	-
2000	-	-

**Annual Tobacco Trade and Agriculture Statistics**

	Unit of Measurement	1970	1980	1990	1995	2000
Cigarette imports	sticks in millions	-	500	678	590	350
Cigarette exports	sticks in millions	-	1	1	0	2
Tobacco leaf imports	metric tons	-	210	189	245	418
Tobacco leaf exports (% of total exports)	metric tons (%)	- (-)	60 (-)	4 (-)	26 (-)	46 (0.00%)
Cigarette production	sticks in millions	-	-	-	-	-
Tobacco leaf production	metric tons	-	-	-	-	-
Land devoted to tobacco growing (% of agricultural land)	hectares (%)	- (-)	- (-)	- (-)	- (-)	- (-)
Employment in tobacco manufacturing	people	-	-	-	-	-

**Retail Price of 20 Cigarettes with Tax**

Type	US \$	Local
MPPC	\$1.15	6.70

Source: TJI, 2001

**Cigarette Taxes and Duties**

Excise tax	-
Sales tax	-
Import duty	-

Source: No data available

**Market Share by Cigarette Manufacturer**



## SMOKING-RELATED DISEASE IMPACT

**Mortality from Cancer, Respiratory and Circulatory Disease, 2000**  
Numbers of deaths/World age-standardized mortality rate per 100,000 population

Disease	Male		Female		Ages	Disease	Male		Female		Ages
	Number	Rate	Number	Rate			Number	Rate	Number	Rate	
Trachea, lung, and bronchus cancer	40	58.6	9	9.2	45+	Ischemic heart disease	-	-	-	-	
Lip, oral cavity, and pharynx cancer	29	43.1	6	6.5	45+	Stroke	-	-	-	-	
Respiratory disease	-	-	-	-		Other diseases of the circulatory system	-	-	-	-	
						All causes	-	-	-	-	

Source: Ferlay, J., Bray, F., Pisani, P. and Parkin, D.M. (2001). *GLOBOCAN 2000: Cancer Incidence, Mortality and Prevalence Worldwide, Version 1.0*. [CD-ROM]. IARC CancerBase No. 5. Lyon: IARC Press. Available at URL: <http://www-dep.iarc.fr/globocan/globocan.html>

## INFRASTRUCTURE FOR TOBACCO CONTROL

### National Tobacco Control Provisions

Tobacco Bans and Restrictions	Not				Tobacco Requirements and Regulations	Not			
	Banned	Restricted	Regulated	Unknown		Required	Regulated	Regulated	Unknown
Advertising in certain media			X		Advertising health warnings/messages			X	
Advertising to certain audiences			X		Age verification for sales			X	
Advertising in certain locations			X		Manufacturing licensure				X
Advertisement content or design			X		Package health warning/message	X			
Sponsorship or promotion for certain audiences			X		Label design on packaging			X	
Sponsorship advertising of events			X		Ingredient/constituent information on package label			X	
Brand stretching			X		Amount of tar			X	
Sales to minors	X				Amount of nicotine			X	
Sales by minors			X		Amount of other ingredients/constituents			X	
Place of sales			X		Product constituents as confidential information			X	
Vending machines			X		Product constituents as public information			X	
Free products			X		Constituent disclosure by brand			X	
Single cigarette sales			X		Constituent disclosure in the aggregate			X	
Misleading information on packaging			X						
Smoking in government buildings (incl. worksites)		X			<b>Other Provisions</b>	<b>Yes</b>	<b>No</b>	<b>Unknown</b>	
Smoking in private worksites		X			National tobacco control committee		X		
Smoking in educational facilities		X			Tobacco control education/promotion		X		
Smoking in health care facilities		X			Anti-smuggling provisions			X	
Smoking on buses	X				Litigation enabling provisions		X		
Smoking on trains		X							
Smoking in taxis	X								
Smoking on ferries	X								
Smoking on domestic air flights	X								
Smoking on international air flights			X						
Smoking in restaurants		X							
Smoking in nightclubs and bars		X							
Smoking in other public places				X					

Refer to Appendix B for more information about national tobacco control provisions.

	Population (millions)			
	1995	2000	2025	2050
All adults, ages 15+	108.835	121.329	170.129	198.069
Female adults	55.582	62.110	88.071	103.071
All youth, ages 0-14	50.646	49.077	48.851	49.175
Female youth	24.907	24.128	23.935	24.042

Source: United Nations Population Division, World Population Prospects 1950-2050 (2000 revision)

Real GDP per capita (PPP), US Dollars	
1975	4929
1980	6192
1985	5939
1990	6258
1995	6753
2000	6993

Source: World Health Report 2002

**SMOKING PREVALENCE**

Adult (15 Years & Older), 2000		Youth (12-18 Year Olds), 1997		Medical Students, 2000	
Males	35.4	Smokers	11.1	All medical students	7.7
Females	26.9	Former smokers	6.8		
Overall	31.0	Never smokers	82.1		

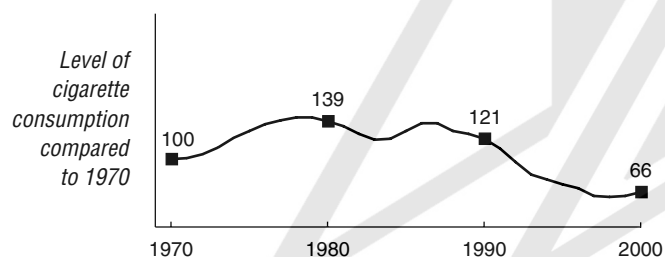
Adult: Smokers; ERC Statistics International. (2001). *The World Cigarette Market*. Suffolk, Great Britain: ERC.

Youth: Smoking (at least one cigarette per week during the last month) in Pelotas; Horta, B.L., Calheiros, P., Pinheiro, R.T., Tomasi, E. and Costa do Amaral, K. (2001). Smoking among teenagers in an urban area in Southern Brazil. *Revista de Saude Publica* 35(2): 159-164.

Health professional: Current smokers among medical students from the Federal University of Rio Grande do Sul; Knorst M., et al. (2001). Smoking prevalence among medical students (presented at the American College of Chest Physicians Conference, 2001).

**TOBACCO ECONOMY**

**Annual per capita Consumption, Three Year Moving Average, 1970 = 100**



**Annual Cigarette Consumption**

Year	Per capita Consumption (cigarette sticks)	Total Consumption (millions of cigarette sticks)
1970	1309	72391
1980	1895	142699
1990	1672	161552
1995	1013	110288
2000	858	104118

**Annual Tobacco Trade and Agriculture Statistics**

	Unit of Measurement	1970	1980	1990	1995	2000
Cigarette imports	sticks in millions	-	-	-	11	60
Cigarette exports	sticks in millions	609	1	12435	63417	842
Tobacco leaf imports	metric tons	9	345	31	15703	6942
Tobacco leaf exports (% of total exports)	metric tons (%)	54468 (1.15%)	143555 (1.44%)	188149 (1.80%)	256270 (1.67%)	341488 (1.48%)
Cigarette production	sticks in millions	73000	142700	173987	173694	104900
Tobacco leaf production	metric tons	244000	404860	445489	455986	578451
Land devoted to tobacco growing (% of agricultural land)	hectares (%)	245207 (0.13%)	316427 (0.14%)	274098 (0.11%)	293425 (0.12%)	309989 (0.12%)
Employment in tobacco manufacturing	people	15000	29527	25808	18807	-

**Retail Price of 20 Cigarettes with Tax**

Type	US \$	Local
Domestic brand	\$0.57	1.80
Foreign brand	\$0.63	2.00

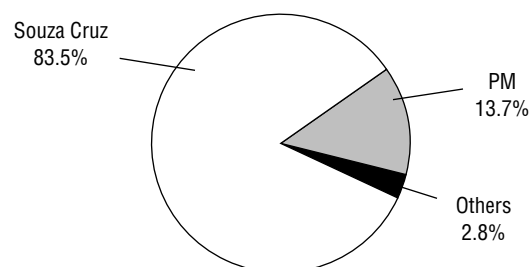
Source: EIU, September 2002

**Cigarette Taxes and Duties**

Excise tax	41.25%
Sales tax	25%
Import duty	0.81 US\$/20 cigs
Imports from Argentina, Paraguay and Uruguay are duty free	

Source: TMA

**Market Share by Cigarette Manufacturer, 2000**



Source: ERC



## SMOKING-RELATED DISEASE IMPACT

**Mortality from Cancer, Respiratory and Circulatory Disease, 1995**  
Numbers of deaths/World age-standardized mortality rate per 100,000 population

Disease	Male		Female		Ages	Disease	Male		Female		Ages
	Number	Rate	Number	Rate			Number	Rate	Number	Rate	
Trachea, lung, and bronchus cancer	8689	56.1	3347	17.0	35+	Ischemic heart disease	39094	247.1	29135	152.4	35+
Lip, oral cavity, and pharynx cancer	2908	17.3	647	3.1	35+	Stroke	44916	278.3	42102	204.3	35+
Respiratory disease	4942	35.8	3332	17.4	35+	Other diseases of the circulatory system	29143	184.8	28988	148.0	35+
						All causes	376431	2101.6	294431	1336.0	35+

Source: World Health Organization. (2003). *WHO Mortality Database*. Geneva: WHO. Note: The number of cases is based on reports from the north, north-east, south, south-east and central western areas of Brazil. Rates are calculated based on cases reported in the south, south-east and central western areas only.

## INFRASTRUCTURE FOR TOBACCO CONTROL

### National Tobacco Control Provisions

Tobacco Bans and Restrictions	Not				Tobacco Requirements and Regulations	Not			
	Banned	Restricted	Regulated	Unknown		Required	Regulated	Regulated	Unknown
Advertising in certain media	X				Advertising health warnings/messages	X			
Advertising to certain audiences	X				Age verification for sales				X
Advertising in certain locations		X			Manufacturing licensure				X
Advertisement content or design		X			Package health warning/message	X			
Sponsorship or promotion for certain audiences	X				Label design on packaging		X		
Sponsorship advertising of events		X			Ingredient/constituent information on package label	X			
Brand stretching	X				Amount of tar		X		
Sales to minors	X				Amount of nicotine		X		
Sales by minors				X	Amount of other ingredients/constituents		X		
Place of sales		X			Product constituents as confidential information				X
Vending machines	X				Product constituents as public information				X
Free products	X				Constituent disclosure by brand				X
Single cigarette sales	X				Constituent disclosure in the aggregate				X
Misleading information on packaging	X								
Smoking in government buildings (incl. worksites)	X				<b>Other Provisions</b>	<b>Yes</b>	<b>No</b>	<b>Unknown</b>	
Smoking in private worksites		X			National tobacco control committee	X			
Smoking in educational facilities		X			Tobacco control education/promotion	X			
Smoking in health care facilities		X			Anti-smuggling provisions	X			
Smoking on buses	X				Litigation enabling provisions			X	
Smoking on trains	X								
Smoking in taxis				X					
Smoking on ferries				X					
Smoking on domestic air flights	X								
Smoking on international air flights		X							
Smoking in restaurants		X							
Smoking in nightclubs and bars				X					
Smoking in other public places		X							

Refer to Appendix B for more information about national tobacco control provisions.

	Population (millions)			
	1995	2000	2025	2050
All adults, ages 15+	0.195	0.224	0.370	0.459
Female adults	0.091	0.105	0.178	0.225
All youth, ages 0-14	0.100	0.105	0.103	0.106
Female youth	0.048	0.051	0.050	0.052

Source: United Nations Population Division, World Population Prospects 1950-2050 (2000 revision)

Real GDP per capita (PPP), US Dollars	
1975	22188
1980	29983
1985	21543
1990	19062
1995	18049
2000	19102

Source: World Health Report 2002

## SMOKING PREVALENCE

Adult (16 Years & Older), 1988		Youth		Health Professionals	
All adults	20	Males	-	Males	-
		Females	-	Females	-
		Overall	-	Overall	-

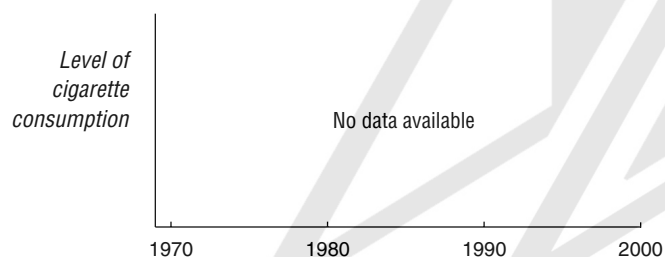
Adult: Reported in WHO WPRO Country Profiles, Tobacco or Health 2000. Available at URL: <http://www.wpro.who.int>.

Youth: No data available

Health professional: No data available

## TOBACCO ECONOMY

### Annual per capita Consumption, Three Year Moving Average



### Annual Cigarette Consumption

Year	Per capita Consumption (cigarette sticks)	Total Consumption (millions of cigarette sticks)
1970	-	-
1980	-	-
1990	-	-
1995	-	-
2000	-	-

### Annual Tobacco Trade and Agriculture Statistics

	Unit of Measurement	1970	1980	1990	1995	2000
Cigarette imports	sticks in millions	216	342	382	-	-
Cigarette exports	sticks in millions	-	-	-	-	-
Tobacco leaf imports	metric tons	-	1	-	-	-
Tobacco leaf exports (% of total exports)	metric tons (%)	- (-)	- (-)	- (-)	- (-)	- (-)
Cigarette production	sticks in millions	-	-	-	-	-
Tobacco leaf production	metric tons	-	-	-	-	-
Land devoted to tobacco growing (% of agricultural land)	hectares (%)	- (-)	- (-)	- (-)	- (-)	- (-)
Employment in tobacco manufacturing	people	-	-	-	-	-

### Retail Price of 20 Cigarettes with Tax

Type	US \$	Local
Domestic brand	\$1.72	3.00
Foreign brand	\$1.72	3.00

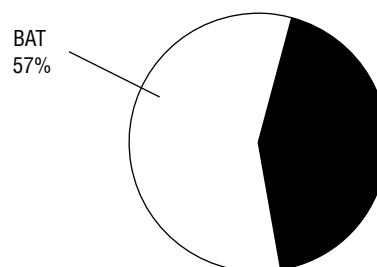
Source: EIU, September 2002

### Cigarette Taxes and Duties

Import duty	60 LCU/kg
Imports from ASEAN countries are duty free	

Source: TMA

### Market Share by Cigarette Manufacturer, 1999



Source: TMA

## SMOKING-RELATED DISEASE IMPACT

**Mortality from Cancer, Respiratory and Circulatory Disease, 2000**  
Numbers of deaths/World age-standardized mortality rate per 100,000 population

Disease	Male		Female		Ages	Disease	Male		Female		Ages
	Number	Rate	Number	Rate			Number	Rate	Number	Rate	
Trachea, lung, and bronchus cancer	24	94.3	7	29.6	45+	Ischemic heart disease	-	-	-	-	
Lip, oral cavity, and pharynx cancer	7	26.2	3	11.3	45+	Stroke	-	-	-	-	
Respiratory disease	-	-	-	-		Other diseases of the circulatory system	-	-	-	-	
						All causes	-	-	-	-	

Source: Ferlay, J., Bray, F., Pisani, P. and Parkin, D.M. (2001). *GLOBOCAN 2000: Cancer Incidence, Mortality and Prevalence Worldwide, Version 1.0*. [CD-ROM]. IARC CancerBase No. 5. Lyon: IARC Press. Available at URL: <http://www-dep.iarc.fr/globocan/globocan.html>

## INFRASTRUCTURE FOR TOBACCO CONTROL

### National Tobacco Control Provisions

Tobacco Bans and Restrictions	Not				Tobacco Requirements and Regulations	Not			
	Banned	Restricted	Regulated	Unknown		Required	Regulated	Regulated	Unknown
Advertising in certain media			X		Advertising health warnings/messages				X
Advertising to certain audiences				X	Age verification for sales				X
Advertising in certain locations			X		Manufacturing licensure				X
Advertisement content or design				X	Package health warning/message	X			
Sponsorship or promotion for certain audiences				X	Label design on packaging				X
Sponsorship advertising of events				X	Ingredient/constituent information on package label			X	
Brand stretching				X	Amount of tar			X	
Sales to minors			X		Amount of nicotine			X	
Sales by minors				X	Amount of other ingredients/constituents			X	
Place of sales				X	Product constituents as confidential information				X
Vending machines				X	Product constituents as public information			X	
Free products				X	Constituent disclosure by brand			X	
Single cigarette sales				X	Constituent disclosure in the aggregate			X	
Misleading information on packaging				X					
Smoking in government buildings (incl. worksites)	X				<b>Other Provisions</b>	<b>Yes</b>	<b>No</b>	<b>Unknown</b>	
Smoking in private worksites				X	National tobacco control committee	X			
Smoking in educational facilities				X	Tobacco control education/promotion			X	
Smoking in health care facilities	X				Anti-smuggling provisions			X	
Smoking on buses				X	Litigation enabling provisions			X	
Smoking on trains				X					
Smoking in taxis				X					
Smoking on ferries				X					
Smoking on domestic air flights		X							
Smoking on international air flights			X						
Smoking in restaurants				X					
Smoking in nightclubs and bars				X					
Smoking in other public places				X					

Refer to Appendix B for more information about national tobacco control provisions.

**Population (millions)**

	1995	2000	2025	2050
All adults, ages 15+	6.882	6.697	5.379	3.904
Female adults	3.547	3.474	2.837	2.065
All youth, ages 0-14	1.524	1.252	0.747	0.626
Female youth	0.743	0.611	0.365	0.305

Source: United Nations Population Division, World Population Prospects 1950-2050 (2000 revision)

**Real GDP per capita (PPP), US Dollars**

1975	4300
1980	5703
1985	6768
1990	6487
1995	5948
2000	5698

Source: World Health Report 2002

**SMOKING PREVALENCE**

**Adult (18 Years & Older), 1997**

Males	38.4
Females	16.7

**Youth (15-16 Year Olds), 1999**

Males	35
Females	38
Overall	36

**Health Professionals, 1996**

Doctors	52.3
---------	------

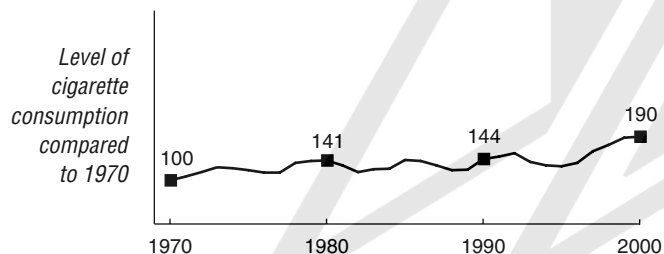
Adult: Current daily smoker; Balabanova, D., Bobak, M. and McKee M. (1998). Patterns of smoking in Bulgaria. *Tobacco Control* 7: 383-385.

Youth: Lifetime use of cigarettes, 40 times or more; Hibbell, B., Andersson, B., Ahlström, S., Balakireva, O., Bjarnson, T., Kokkevi, A. and Morgan, M. (2000). *The 1999 ESPAD (European School Survey Project on Alcohol and Drugs) Report*. Stockholm: The Swedish Council for Information on Alcohol and Other Drugs. Available at URL: [http://www.can.se/in\\_english/pdf/espadsurvey.pdf](http://www.can.se/in_english/pdf/espadsurvey.pdf).

Health professional: Regular daily smoking among general practitioners and specialists in primary health care measured by the National Center of Public Health; Information provided by George Kotarov in the WHO European Region's Tobacco Questionnaire 1996/1997.

**TOBACCO ECONOMY**

**Annual per capita Consumption, Three Year Moving Average, 1970 = 100**



**Annual Cigarette Consumption**

Year	Per capita Consumption (cigarette sticks)	Total Consumption (millions of cigarette sticks)
1970	1550	10158
1980	2416	16668
1990	2297	15937
1995	2025	13933
2000	3407	22816

**Annual Tobacco Trade and Agriculture Statistics**

	Unit of Measurement	1970	1980	1990	1995	2000
Cigarette imports	sticks in millions	114	643	485	244	184
Cigarette exports	sticks in millions	45038	69189	60360	60914	4049
Tobacco leaf imports	metric tons	4643	12445	11431	10609	13700
Tobacco leaf exports (% of total exports)	metric tons (%)	58261 (-)	72608 (-)	34119 (-)	30459 (-)	20700 (1.36%)
Cigarette production	sticks in millions	55082	85214	75812	74603	26681
Tobacco leaf production	metric tons	121906	122291	76542	18803	6700
Land devoted to tobacco growing (% of agricultural land)	hectares (%)	118084 (1.96%)	108066 (1.75%)	52897 (0.86%)	14254 (0.23%)	29920 (0.48%)
Employment in tobacco manufacturing	people	24900	21800	15300	13100	-

**Retail Price of 20 Cigarettes with Tax**

Type	US \$	Local
MPPC	\$0.27	0.60

Source: TJI, 2001

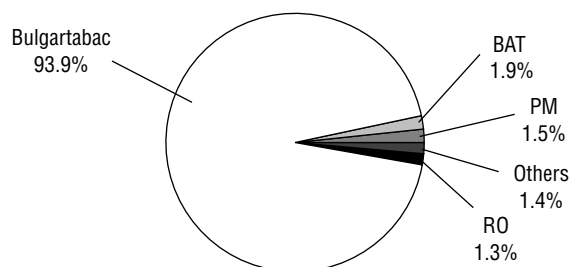
**Cigarette Taxes and Duties**

Excise tax	30% & 2 LCU/1000 filter cig; 10% & 1 LCU/1000 plain cig
Sales tax	20%
Import duty	50%

Imports from EFTA and many Eastern Europe countries may be eligible for preferential duty treatment

Source: ERC

**Market Share by Cigarette Manufacturer, 1998**



Source: ERC based on the first 7 months only

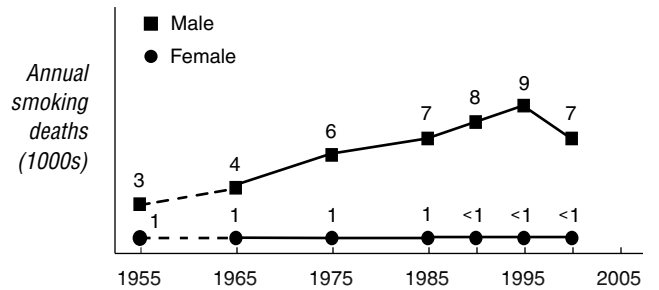
## SMOKING-ATTRIBUTED DISEASE IMPACT

Numbers of Deaths Attributed to Smoking/Total Deaths (thousands), 2000

Cause	Males (by age)			Females (by age)		
	0-34	35-69	70+	0-34	35-69	70+
Lung cancer	-/0.0	1.5/1.7	0.6/0.7	-/0.0	0.1/0.3	0.1/0.2
All cancer	-/0.1	2.3/5.2	0.8/3.5	-/0.1	0.2/3.4	0.1/3.0
Vascular	-/0.3	3.8/14	1.3/24	-/0.2	0.4/7.3	0.3/30
Respiratory	-/0.2	0.5/1.0	0.3/1.5	-/0.1	0.1/0.4	0.1/1.3
All other	-/1.6	0.7/5.3	0.2/4.4	-/0.8	0.1/2.1	0.0/4.9
All causes	-/2.3	7.3/25	2.6/34	-/1.3	0.7/13	0.5/39

Source: Peto, Lopez, et al., 1992, 1994 (update 2003)

Smoking-Attributed Numbers of Deaths per Year, Ages 35-69 Only



## INFRASTRUCTURE FOR TOBACCO CONTROL

### National Tobacco Control Provisions

Tobacco Bans and Restrictions	Not				Tobacco Requirements and Regulations	Not			
	Banned	Restricted	Regulated	Unknown		Required	Regulated	Regulated	Unknown
Advertising in certain media	X				Advertising health warnings/messages				X
Advertising to certain audiences			X		Age verification for sales			X	
Advertising in certain locations		X			Manufacturing licensure	X			
Advertisement content or design		X			Package health warning/message	X			
Sponsorship or promotion for certain audiences	X				Label design on packaging		X		
Sponsorship advertising of events	X				Ingredient/constituent information on package label	X			
Brand stretching	X				Amount of tar		X		
Sales to minors	X				Amount of nicotine		X		
Sales by minors			X		Amount of other ingredients/constituents		X		
Place of sales		X			Product constituents as confidential information			X	
Vending machines			X		Product constituents as public information			X	
Free products	X				Constituent disclosure by brand			X	
Single cigarette sales	X				Constituent disclosure in the aggregate			X	
Misleading information on packaging			X						
Smoking in government buildings (incl. worksites)	X								
Smoking in private worksites	X								
Smoking in educational facilities	X								
Smoking in health care facilities	X								
Smoking on buses	X								
Smoking on trains		X							
Smoking in taxis	X								
Smoking on ferries		X							
Smoking on domestic air flights	X								
Smoking on international air flights	X								
Smoking in restaurants		X							
Smoking in nightclubs and bars		X							
Smoking in other public places		X							

Other Provisions	Yes	No	Unknown
National tobacco control committee		X	
Tobacco control education/promotion	X		
Anti-smuggling provisions			X
Litigation enabling provisions		X	

Refer to Appendix B for more information about national tobacco control provisions.

**Population (millions)**

	1995	2000	2025	2050
All adults, ages 15+	5.306	5.918	13.903	30.585
Female adults	2.827	3.169	7.088	15.398
All youth, ages 0-14	4.964	5.617	11.324	15.719
Female youth	2.470	2.790	5.603	7.786

Source: United Nations Population Division, World Population Prospects 1950-2050 (2000 revision)

**Real GDP per capita (PPP), US Dollars**

1975	619
1980	667
1985	716
1990	668
1995	713
2000	812

Source: World Health Report 2002

**SMOKING PREVALENCE**

Adult		Youth and Young Adults, 1998		Health Professionals	
Males	-	Males	43.6	Males	-
Females	-	Females	3.9	Females	-
Overall	-	Overall	36.7	Overall	-

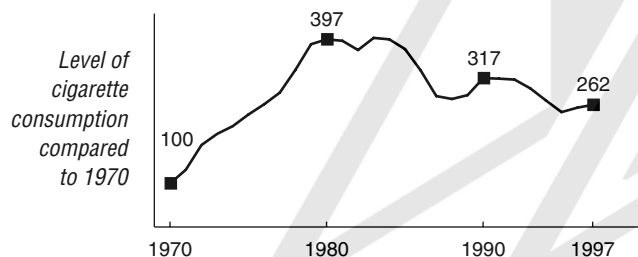
Adult: No data available

Youth: Ouedraogo, A., Ouedraogo, T.L., Ouoba, D.E. and Sawadogo, J.P. (2000). Situation actuelle du tabagisme au Burkina Faso: données globales sur l'offre et enquête CAPC auprès des jeunes de la ville de Ouagadougou. [The current situation with regard to nicotine addiction in Burkina Faso: tobacco supply and data from the KAB-P survey of young people in Ouagadougou]. *Santé 10*(3): 177-181.

Health professional: No data available

**TOBACCO ECONOMY**

**Annual per capita Consumption, Three Year Moving Average, 1970 = 100**



**Annual Cigarette Consumption**

Year	Per capita Consumption (cigarette sticks)	Total Consumption (millions of cigarette sticks)
1970	27	79
1980	346	1234
1990	231	1072
1995	184	977
1997	227	1255

**Annual Tobacco Trade and Agriculture Statistics**

	Unit of Measurement	1970	1980	1990	1995	2000
Cigarette imports	sticks in millions	82	277	250	28	-
Cigarette exports	sticks in millions	3	-	-	-	-
Tobacco leaf imports	metric tons	140	1134	500	857	2027
Tobacco leaf exports (% of total exports)	metric tons (%)	25 (0.04%)	- (-)	- (-)	- (-)	42 (0.04%)
Cigarette production	sticks in millions	-	957	822	949	-
Tobacco leaf production	metric tons	800	1100	922	500	500
Land devoted to tobacco growing (% of agricultural land)	hectares (%)	1600 (0.02%)	1950 (0.02%)	2000 (0.02%)	1000 (0.01%)	1000 (0.01%)
Employment in tobacco manufacturing	people	-	296	-	-	-

**Retail Price of 20 Cigarettes with Tax**

Type	US \$	Local
Domestic brand	-	-
Foreign brand	-	-

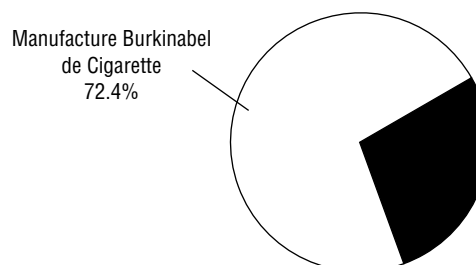
Source: No data available

**Cigarette Taxes and Duties**

Excise tax	17% (mass-market brands); 22% (premium brands)
Sales tax	18%
Import duty	20%

Source: TMA

**Market Share by Cigarette Manufacturer, 2001**



Source: TMA

## SMOKING-RELATED DISEASE IMPACT

**Mortality from Cancer, Respiratory and Circulatory Disease, 2000**  
Numbers of deaths/World age-standardized mortality rate per 100,000 population

Disease	Male		Female		Ages	Disease	Male		Female		Ages
	Number	Rate	Number	Rate			Number	Rate	Number	Rate	
Trachea, lung, and bronchus cancer	95	15.8	45	6.8	45+	Ischemic heart disease	-	-	-	-	
Lip, oral cavity, and pharynx cancer	63	10.4	26	4.0	45+	Stroke	-	-	-	-	
Respiratory disease	-	-	-	-		Other diseases of the circulatory system	-	-	-	-	
						All causes	-	-	-	-	

Source: Ferlay, J., Bray, F., Pisani, P. and Parkin, D.M. (2001). *GLOBOCAN 2000: Cancer Incidence, Mortality and Prevalence Worldwide, Version 1.0*. [CD-ROM]. IARC CancerBase No. 5. Lyon: IARC Press. Available at URL: <http://www-dep.iarc.fr/globocan/globocan.html>

## INFRASTRUCTURE FOR TOBACCO CONTROL

### National Tobacco Control Provisions

Tobacco Bans and Restrictions	Not				Tobacco Requirements and Regulations	Not			
	Banned	Restricted	Regulated	Unknown		Required	Regulated	Regulated	Unknown
Advertising in certain media			X		Advertising health warnings/messages			X	
Advertising to certain audiences			X		Age verification for sales			X	
Advertising in certain locations		X			Manufacturing licensure				X
Advertisement content or design			X		Package health warning/message	X			
Sponsorship or promotion for certain audiences			X		Label design on packaging			X	
Sponsorship advertising of events			X		Ingredient/constituent information on package label	X			
Brand stretching			X		Amount of tar			X	
Sales to minors			X		Amount of nicotine			X	
Sales by minors			X		Amount of other ingredients/constituents			X	
Place of sales			X		Product constituents as confidential information			X	
Vending machines			X		Product constituents as public information			X	
Free products			X		Constituent disclosure by brand			X	
Single cigarette sales			X		Constituent disclosure in the aggregate			X	
Misleading information on packaging			X						
Smoking in government buildings (incl. worksites)			X						
Smoking in private worksites									
Smoking in educational facilities	X								
Smoking in health care facilities	X								
Smoking on buses			X						
Smoking on trains			X						
Smoking in taxis			X						
Smoking on ferries			X						
Smoking on domestic air flights			X						
Smoking on international air flights			X						
Smoking in restaurants			X						
Smoking in nightclubs and bars			X						
Smoking in other public places				X					

Other Provisions	Yes	No	Unknown
National tobacco control committee		X	
Tobacco control education/promotion	X		
Anti-smuggling provisions			X
Litigation enabling provisions		X	

Refer to Appendix B for more information about national tobacco control provisions.

	Population (millions)			
	1995	2000	2025	2050
All adults, ages 15+	3.239	3.333	7.007	13.476
Female adults	1.698	1.758	3.537	6.730
All youth, ages 0-14	2.840	3.023	5.384	6.742
Female youth	1.419	1.510	2.676	3.338

Source: United Nations Population Division, World Population Prospects 1950-2050 (2000 revision)

Real GDP per capita (PPP), US Dollars	
1975	430
1980	502
1985	530
1990	550
1995	519
2000	501

Source: World Health Report 2002

## SMOKING PREVALENCE

Adult (19 Years & Older), 1995		Youth (16-24 Year Olds), 1996		Health Professionals	
Males	15.6	Males	14.7	Males	-
Females	11.4	Females	7.8	Females	-
		Overall	12.4	Overall	-

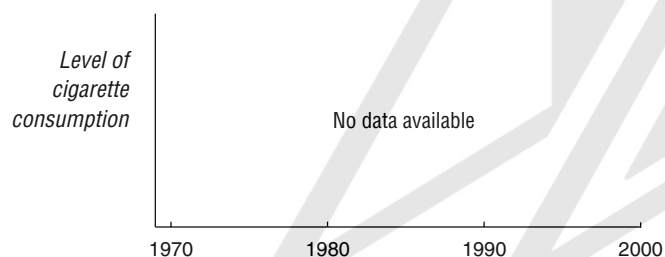
Adult: Smokers among university students at the University of Burundi, Bujumbura; Mahwenya, P. (1998). *Analyse de la situation actuelle du tabagisme au Burundi*. Organisation Mondiale de la Sante. Reported in Strong, K. and Bonita, R. (2003). *The SuRF Report 1. Surveillance of Risk Factors related to Noncommunicable Diseases: Current status of global data*. Geneva: WHO.

Youth: Smokers among students in secondary instruction school, Bujumbura; Mahwenya, P. (1998). *Analyse de la situation actuelle du tabagisme au Burundi*. Organisation Mondiale de la Sante. Reported in Strong, K. and Bonita, R. (2003). *The SuRF Report 1. Surveillance of Risk Factors related to Noncommunicable Diseases: Current status of global data*. Geneva: WHO.

Health professional: No data available

## TOBACCO ECONOMY

### Annual per capita Consumption, Three Year Moving Average



### Annual Cigarette Consumption

Year	Per capita Consumption (cigarette sticks)	Total Consumption (millions of cigarette sticks)
1970	-	-
1980	-	-
1990	-	-
1995	-	-
2000	-	-

### Annual Tobacco Trade and Agriculture Statistics

	Unit of Measurement	1970	1980	1990	1995	2000
Cigarette imports	sticks in millions	90	44	-	1	1
Cigarette exports	sticks in millions	-	40	-	-	14
Tobacco leaf imports	metric tons	-	201	-	-	113
Tobacco leaf exports (% of total exports)	metric tons (%)	4 (-)	- (-)	724 (-)	44 (0.01%)	- (-)
Cigarette production	sticks in millions	-	123	384	-	-
Tobacco leaf production	metric tons	586	3400	4000	600	350
Land devoted to tobacco growing (% of agricultural land)	hectares (%)	900 (0.05%)	3300 (0.15%)	4000 (0.19%)	705 (0.03%)	360 (0.02%)
Employment in tobacco manufacturing	people	46	114	181	-	-

### Retail Price of 20 Cigarettes with Tax

Type	US \$	Local
Domestic brand	-	-
Foreign brand	-	-

Source: No data available

### Cigarette Taxes and Duties

Excise tax	11%
Sales tax	15%
Import duty	100%
Imports from COMESA countries are duty free	

Source: TMA

### Market Share by Cigarette Manufacturer





## SMOKING-RELATED DISEASE IMPACT

**Mortality from Cancer, Respiratory and Circulatory Disease, 2000**  
Numbers of deaths/World age-standardized mortality rate per 100,000 population

Disease	Male		Female		Ages	Disease	Male		Female		Ages
	Number	Rate	Number	Rate			Number	Rate	Number	Rate	
Trachea, lung, and bronchus cancer	25	9.4	29	7.1	45+	Ischemic heart disease	-	-	-	-	
Lip, oral cavity, and pharynx cancer	65	23.4	64	15.6	45+	Stroke	-	-	-	-	
Respiratory disease	-	-	-	-		Other diseases of the circulatory system	-	-	-	-	
						All causes	-	-	-	-	

Source: Ferlay, J., Bray, F., Pisani, P. and Parkin, D.M. (2001). *GLOBOCAN 2000: Cancer Incidence, Mortality and Prevalence Worldwide, Version 1.0*. [CD-ROM]. IARC CancerBase No. 5. Lyon: IARC Press. Available at URL: <http://www-dep.iarc.fr/globocan/globocan.html>

## INFRASTRUCTURE FOR TOBACCO CONTROL

### National Tobacco Control Provisions

Tobacco Bans and Restrictions	Not				Tobacco Requirements and Regulations	Not			
	Banned	Restricted	Regulated	Unknown		Required	Regulated	Regulated	Unknown
Advertising in certain media			X		Advertising health warnings/messages			X	
Advertising to certain audiences			X		Age verification for sales			X	
Advertising in certain locations			X		Manufacturing licensure			X	
Advertisement content or design			X		Package health warning/message			X	
Sponsorship or promotion for certain audiences			X		Label design on packaging			X	
Sponsorship advertising of events			X		Ingredient/constituent information on package label			X	
Brand stretching			X		Amount of tar			X	
Sales to minors			X		Amount of nicotine			X	
Sales by minors			X		Amount of other ingredients/constituents			X	
Place of sales			X		Product constituents as confidential information			X	
Vending machines			X		Product constituents as public information			X	
Free products			X		Constituent disclosure by brand			X	
Single cigarette sales			X		Constituent disclosure in the aggregate			X	
Misleading information on packaging			X						
Smoking in government buildings (incl. worksites)			X		<b>Other Provisions</b>	<b>Yes</b>	<b>No</b>	<b>Unknown</b>	
Smoking in private worksites			X		National tobacco control committee			X	
Smoking in educational facilities			X		Tobacco control education/promotion			X	
Smoking in health care facilities			X		Anti-smuggling provisions			X	
Smoking on buses			X		Litigation enabling provisions			X	
Smoking on trains			X						
Smoking in taxis			X						
Smoking on ferries			X						
Smoking on domestic air flights			X						
Smoking on international air flights			X						
Smoking in restaurants			X						
Smoking in nightclubs and bars			X						
Smoking in other public places			X						

Refer to Appendix B for more information about national tobacco control provisions.

	Population (millions)			
	1995	2000	2025	2050
All adults, ages 15+	5.993	7.355	14.674	22.613
Female adults	3.215	3.881	7.515	11.501
All youth, ages 0-14	5.400	5.749	7.636	7.270
Female youth	2.663	2.834	3.750	3.563

Source: United Nations Population Division, World Population Prospects 1950-2050 (2000 revision)

Real GDP per capita (PPP), US Dollars	
1975	2244
1980	1687
1985	1215
1990	1107
1995	1202
2000	1294

Source: World Health Report 2002

## SMOKING PREVALENCE

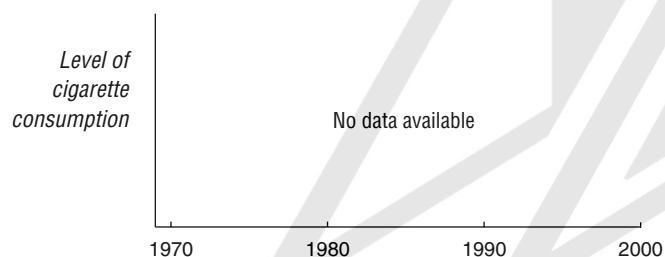
Adult (15 Years & Older), 1999		Youth (15-19 Year Olds), 1999		Health Professionals	
Males	66.7	Males	8.1	Males	-
Females	10.0	Females	1.1	Females	-
Overall	35.0	Overall	4.5	Overall	-

Adult and Youth: Regular smokers; National Institute of Statistics. *Cambodian Socioeconomic Survey, 1999*. Phnom Penh: Author.

Health professional: No data available

## TOBACCO ECONOMY

## Annual per capita Consumption, Three Year Moving Average



## Annual Cigarette Consumption

Year	Per capita Consumption (cigarette sticks)	Total Consumption (millions of cigarette sticks)
1970	-	-
1980	-	-
1990	-	-
1995	-	-
2000	-	-

## Annual Tobacco Trade and Agriculture Statistics

	Unit of Measurement	1970	1980	1990	1995	2000
Cigarette imports	sticks in millions	-	-	-	-	-
Cigarette exports	sticks in millions	-	-	-	-	15
Tobacco leaf imports	metric tons	8	-	-	-	900
Tobacco leaf exports (% of total exports)	metric tons (%)	- (-)	- (-)	- (-)	240 (-)	470 (-)
Cigarette production	sticks in millions	3874	-	-	-	-
Tobacco leaf production	metric tons	9700	4500	7800	11079	7665
Land devoted to tobacco growing (% of agricultural land)	hectares (%)	14900 (0.44%)	8500 (0.32%)	15600 (0.29%)	13380 (0.25%)	9669 (0.18%)
Employment in tobacco manufacturing	people	-	-	1952	-	-

## Retail Price of 20 Cigarettes with Tax

Type	US \$	Local
Domestic brand	-	-
Foreign brand	\$0.81	0.81

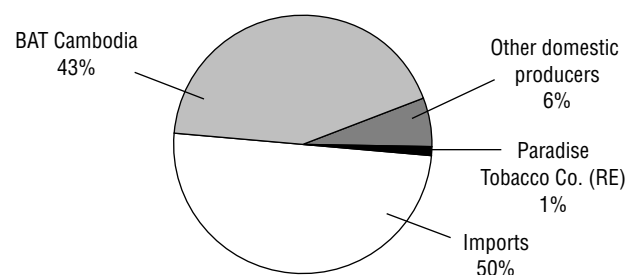
Source: EIU, September 2002

## Cigarette Taxes and Duties

Sales tax	10%
Import duty	7%
Other taxes	10% special tax
	3% public lighting tax

Source: ERC

## Market Share by Cigarette Manufacturer, 2001



Source: ERC

## SMOKING-RELATED DISEASE IMPACT

**Mortality from Cancer, Respiratory and Circulatory Disease, 2000**  
Numbers of deaths/World age-standardized mortality rate per 100,000 population

Disease	Male		Female		Ages	Disease	Male		Female		Ages
	Number	Rate	Number	Rate			Number	Rate	Number	Rate	
Trachea, lung, and bronchus cancer	487	85.0	267	28.7	45+	Ischemic heart disease	-	-	-	-	
Lip, oral cavity, and pharynx cancer	164	27.5	104	11.5	45+	Stroke	-	-	-	-	
Respiratory disease	-	-	-	-		Other diseases of the circulatory system	-	-	-	-	
						All causes	-	-	-	-	

Source: Ferlay, J., Bray, F., Pisani, P. and Parkin, D.M. (2001). *GLOBOCAN 2000: Cancer Incidence, Mortality and Prevalence Worldwide, Version 1.0*. [CD-ROM]. Lyon: IARC Press. Available at URL: <http://www-dep.iarc.fr/globocan/globocan.html>

## INFRASTRUCTURE FOR TOBACCO CONTROL

### National Tobacco Control Provisions

Tobacco Bans and Restrictions	Not				Tobacco Requirements and Regulations	Not			
	Banned	Restricted	Regulated	Unknown		Required	Regulated	Regulated	Unknown
Advertising in certain media		X			Advertising health warnings/messages	X			
Advertising to certain audiences				X	Age verification for sales				X
Advertising in certain locations			X		Manufacturing licensure				X
Advertisement content or design			X		Package health warning/message	X			
Sponsorship or promotion for certain audiences				X	Label design on packaging			X	
Sponsorship advertising of events				X	Ingredient/constituent information on package label			X	
Brand stretching			X		Amount of tar			X	
Sales to minors			X		Amount of nicotine			X	
Sales by minors				X	Amount of other ingredients/constituents			X	
Place of sales				X	Product constituents as confidential information				X
Vending machines				X	Product constituents as public information			X	
Free products			X		Constituent disclosure by brand			X	
Single cigarette sales				X	Constituent disclosure in the aggregate			X	
Misleading information on packaging				X					
Smoking in government buildings (incl. worksites)		X							
Smoking in private worksites		X							
Smoking in educational facilities				X					
Smoking in health care facilities		X							
Smoking on buses		X							
Smoking on trains		X							
Smoking in taxis		X							
Smoking on ferries		X							
Smoking on domestic air flights	X								
Smoking on international air flights	X								
Smoking in restaurants		X							
Smoking in nightclubs and bars				X					
Smoking in other public places				X					

Other Provisions	Yes	No	Unknown
National tobacco control committee	X		
Tobacco control education/promotion	X		
Anti-smuggling provisions			X
Litigation enabling provisions			X

Refer to Appendix B for more information about national tobacco control provisions.

## Population (millions)

	1995	2000	2025	2050
All adults, ages 15+	7.356	8.465	15.412	24.294
Female adults	3.738	4.287	7.674	12.063
All youth, ages 0-14	5.917	6.411	8.574	7.990
Female youth	2.941	3.183	4.242	3.949

Source: United Nations Population Division, World Population Prospects 1950-2050 (2000 revision)

## Real GDP per capita (PPP), US Dollars

1975	1149
1980	1354
1985	1838
1990	1382
1995	1098
2000	1115

Source: World Health Report 2002

## SMOKING PREVALENCE

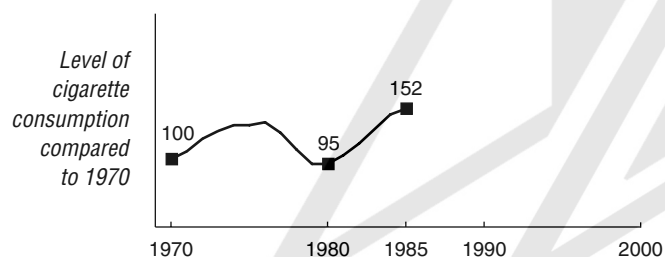
Adult, 1994		Youth (9-14 Year Olds)		Health Professionals	
All adults	35.7	All youth, urban	0	Males	-
		All youth, rural	0	Females	-
				Overall	-

Adult: Current smoking; Cameroon smoking population. (2000). TMA - International Tobacco Guide (ITG). [CD-ROM]. Princeton, NJ: Author. Available at URL: <http://www.tma.org/tma/products/Compendiums/itg.htm>.Youth: Current tobacco use in Yaounde and Kumbo (survey year unknown); Proctor, M.H., Moore, L.L., Singer, M.R., Hood, M.Y., Nguyen, U.S. and Ellison, R.C. (1996). Risk profiles for non-communicable diseases in rural and urban schoolchildren in the Republic of Cameroon. *Ethnicity and Disease* 6(3-4): 235-243.

Health professional: No data available

## TOBACCO ECONOMY

## Annual per capita Consumption, Three Year Moving Average, 1970 = 100



## Annual Cigarette Consumption

Year	Per capita Consumption (cigarette sticks)	Total Consumption (millions of cigarette sticks)
1970	258	988
1980	278	1352
1985	415	2291
1995	-	-
2000	-	-

## Annual Tobacco Trade and Agriculture Statistics

	Unit of Measurement	1970	1980	1990	1995	2000
Cigarette imports	sticks in millions	13	26	5	118	400
Cigarette exports	sticks in millions	-	14	89	171	14
Tobacco leaf imports	metric tons	1326	1423	1602	330	1443
Tobacco leaf exports (% of total exports)	metric tons (%)	1817 (0.46%)	2060 (0.37%)	806 (0.12%)	290 (0.09%)	216 (0.03%)
Cigarette production	sticks in millions	975	1340	-	-	-
Tobacco leaf production	metric tons	4344	1918	155	3000	4700
Land devoted to tobacco growing (% of agricultural land)	hectares (%)	7000 (0.09%)	4438 (0.05%)	210 (0.00%)	3000 (0.03%)	3400 (0.04%)
Employment in tobacco manufacturing	people	1300	3007	1044	567	-

## Retail Price of 20 Cigarettes with Tax

Type	US \$	Local
Domestic brand	\$1.06	700.00
Foreign brand	\$1.51	1,000.00

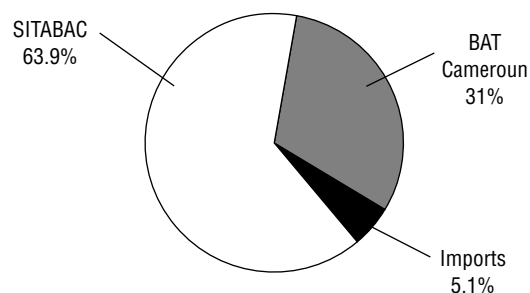
Source: EIU, September 2002

## Cigarette Taxes and Duties

Excise tax	25%
Sales tax	1%
Import duty	30% customs duty + excise + VAT
Imports from CACU countries are duty free	

Source: TMA

## Market Share by Cigarette Manufacturer, 2000



Source: ERC

## SMOKING-RELATED DISEASE IMPACT

**Mortality from Cancer, Respiratory and Circulatory Disease, 2000**  
Numbers of deaths/World age-standardized mortality rate per 100,000 population

Disease	Male		Female		Ages	Disease	Male		Female		Ages
	Number	Rate	Number	Rate			Number	Rate	Number	Rate	
Trachea, lung, and bronchus cancer	190	19.6	29	2.7	45+	Ischemic heart disease	-	-	-	-	
Lip, oral cavity, and pharynx cancer	166	17.5	91	8.2	45+	Stroke	-	-	-	-	
Respiratory disease	-	-	-	-		Other diseases of the circulatory system	-	-	-	-	
						All causes	-	-	-	-	

Source: Ferlay, J., Bray, F., Pisani, P. and Parkin, D.M. (2001). *GLOBOCAN 2000: Cancer Incidence, Mortality and Prevalence Worldwide, Version 1.0*. [CD-ROM]. IARC CancerBase No. 5. Lyon: IARC Press. Available at URL: <http://www-dep.iarc.fr/globocan/globocan.html>

## INFRASTRUCTURE FOR TOBACCO CONTROL

### National Tobacco Control Provisions

Tobacco Bans and Restrictions	Not				Tobacco Requirements and Regulations	Not			
	Banned	Restricted	Regulated	Unknown		Required	Regulated	Regulated	Unknown
Advertising in certain media			X		Advertising health warnings/messages			X	
Advertising to certain audiences			X		Age verification for sales			X	
Advertising in certain locations			X		Manufacturing licensure			X	
Advertisement content or design			X		Package health warning/message	X			
Sponsorship or promotion for certain audiences			X		Label design on packaging			X	
Sponsorship advertising of events			X		Ingredient/constituent information on package label			X	
Brand stretching			X		Amount of tar			X	
Sales to minors			X		Amount of nicotine			X	
Sales by minors			X		Amount of other ingredients/constituents			X	
Place of sales			X		Product constituents as confidential information			X	
Vending machines			X		Product constituents as public information			X	
Free products			X		Constituent disclosure by brand			X	
Single cigarette sales			X		Constituent disclosure in the aggregate			X	
Misleading information on packaging			X						
Smoking in government buildings (incl. worksites)		X			<b>Other Provisions</b>	<b>Yes</b>	<b>No</b>	<b>Unknown</b>	
Smoking in private worksites			X		National tobacco control committee		X		
Smoking in educational facilities		X			Tobacco control education/promotion		X		
Smoking in health care facilities	X				Anti-smuggling provisions			X	
Smoking on buses			X		Litigation enabling provisions		X		
Smoking on trains			X						
Smoking in taxis			X						
Smoking on ferries			X						
Smoking on domestic air flights			X						
Smoking on international air flights				X					
Smoking in restaurants			X						
Smoking in nightclubs and bars			X						
Smoking in other public places				X					

Refer to Appendix B for more information about national tobacco control provisions.

**Population (millions)**

	1995	2000	2025	2050
All adults, ages 15+	23.377	24.875	30.827	33.809
Female adults	11.904	12.660	15.756	17.415
All youth, ages 0-14	5.977	5.882	5.890	6.598
Female youth	2.912	2.867	2.871	3.216

Source: United Nations Population Division, World Population Prospects 1950-2050 (2000 revision)

**Real GDP per capita (PPP), US Dollars**

1975	17312
1980	19566
1985	21281
1990	22829
1995	23473
2000	26277

Source: World Health Report 2002

**SMOKING PREVALENCE**

**Adult (15 Years & Older), 2001**

Males	23.9
Females	19.6
Overall	21.7

**Youth (15-17 Year Olds), 2001**

Males	16.2
Females	20.9
Overall	18.4

**Baccalaureate Nursing Students, 1998-1999**

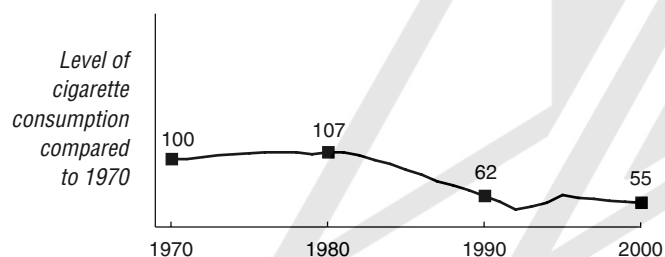
Daily smokers	12.9
Weekend, social smokers	9.2
Never smokers	48.2

Adult and Youth: Current smokers; Health Canada Tobacco Control Programme. (2002). *Canadian Tobacco Use Monitoring Survey (CTUMS)* February - December 2001. Available at URL: <http://www.hc-sc.gc.ca/hecs-sesc/tobacco/research/index.html>.

Health professional: Total population of baccalaureate nursing students in one Canadian province; Chalmers K., Seguire, M. and Brown, J. (2002). Tobacco use and baccalaureate nursing students: a study of their attitudes, beliefs and personal behaviours. *Journal of Advanced Nursing* 40(1): 17-24.

**TOBACCO ECONOMY**

**Annual per capita Consumption, Three Year Moving Average, 1970 = 100**



**Annual Cigarette Consumption**

Year	Per capita Consumption (cigarette sticks)	Total Consumption (millions of cigarette sticks)
1970	3301	50110
1980	3549	67227
1990	2030	44604
1995	1998	46698
2000	1777	44196

**Annual Tobacco Trade and Agriculture Statistics**

	Unit of Measurement	1970	1980	1990	1995	2000
Cigarette imports	sticks in millions	204	706	297	372	503
Cigarette exports	sticks in millions	264	659	1804	4449	1559
Tobacco leaf imports	metric tons	2098	7565	1584	11730	6991
Tobacco leaf exports (% of total exports)	metric tons (%)	29353 (0.33%)	19494 (0.10%)	18069 (0.05%)	20309 (0.04%)	20155 (0.02%)
Cigarette production	sticks in millions	50170	67180	46111	50775	45252
Tobacco leaf production	metric tons	100635	107868	63057	74219	53010
Land devoted to tobacco growing (% of agricultural land)	hectares (%)	43792 (0.07%)	46390 (0.06%)	29342 (0.04%)	26893 (0.04%)	23800 (0.03%)
Employment in tobacco manufacturing	people	10000	9000	5000	4890	-

**Retail Price of 20 Cigarettes with Tax**

Type	US \$	Local
Domestic brand	\$4.34	6.82
Foreign brand	\$4.93	7.74

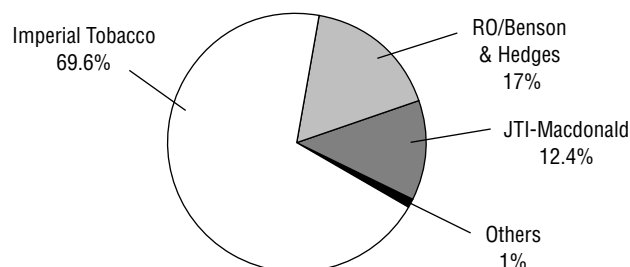
Source: EIU, September 2002

**Cigarette Taxes and Duties**

Excise tax	27.475 LCU/1000 cigs if <1361 g/1000 cigs; 29.374 LCU/1000 cigs if >1361 g/1000 cigs
Import duty	12.5%
Imports from Mexico and the USA are duty free	
Additional taxes are levied at the provincial and territorial levels	

Source: ERC

**Market Share by Cigarette Manufacturer, 2000**



Source: Maxwell Report

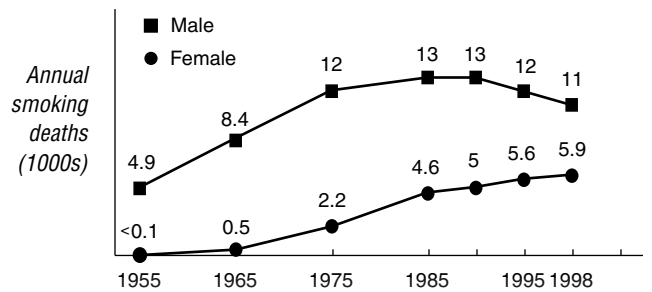
## SMOKING-ATTRIBUTED DISEASE IMPACT

Numbers of Deaths Attributed to Smoking/Total Deaths (thousands), 1998

Cause	Males (by age)			Females (by age)		
	0-34	35-69	70+	0-34	35-69	70+
Lung cancer	-/0.0	4.2/4.6	4.9/5.4	-/0.0	2.5/3.0	2.8/3.3
All cancer	-/0.4	5.9/14	7.2/18	-/0.3	3.0/12	3.7/16
Vascular	-/0.2	2.8/11	3.6/29	-/0.1	1.3/4.6	3.9/35
Respiratory	-/0.1	0.9/1.7	4.2/9.5	-/0.1	0.7/1.3	3.3/9.1
All other	-/4.9	1.3/10	1.5/14	-/2.2	0.9/5.1	2.0/20
All causes	-/5.6	11/37	16/71	-/2.8	5.9/23	13/80

Source: Peto, Lopez, et al., 1992, 1994 (update 2003)

Smoking-Attributed Numbers of Deaths per Year, Ages 35-69 Only



## INFRASTRUCTURE FOR TOBACCO CONTROL

National Tobacco Control Provisions

Tobacco Bans and Restrictions	Not				Tobacco Requirements and Regulations	Not			
	Banned	Restricted	Regulated	Unknown		Required	Regulated	Regulated	Unknown
Advertising in certain media		X			Advertising health warnings/messages			X	
Advertising to certain audiences	X				Age verification for sales	X			
Advertising in certain locations		X			Manufacturing licensure				X
Advertisement content or design		X			Package health warning/message	X			
Sponsorship or promotion for certain audiences	X				Label design on packaging		X		
Sponsorship advertising of events		X			Ingredient/constituent information on package label	X			
Brand stretching		X			Amount of tar		X		
Sales to minors	X				Amount of nicotine		X		
Sales by minors				X	Amount of other ingredients/constituents		X		
Place of sales				X	Product constituents as confidential information	X			
Vending machines		X			Product constituents as public information		X		
Free products	X				Constituent disclosure by brand	X			
Single cigarette sales	X				Constituent disclosure in the aggregate		X		
Misleading information on packaging	X								
Smoking in government buildings (incl. worksites)		X			<b>Other Provisions</b>	<b>Yes</b>	<b>No</b>	<b>Unknown</b>	
Smoking in private worksites		X			National tobacco control committee	X			
Smoking in educational facilities		X			Tobacco control education/promotion	X			
Smoking in health care facilities		X			Anti-smuggling provisions	X			
Smoking on buses		X			Litigation enabling provisions			X	
Smoking on trains		X							
Smoking in taxis		X							
Smoking on ferries		X							
Smoking on domestic air flights	X								
Smoking on international air flights	X								
Smoking in restaurants				X					
Smoking in nightclubs and bars				X					
Smoking in other public places		X							

Refer to Appendix B for more information about national tobacco control provisions.

Population (millions)

	1995	2000	2025	2050
All adults, ages 15+	0.223	0.259	0.477	0.640
Female adults	0.127	0.145	0.252	0.333
All youth, ages 0-14	0.158	0.168	0.169	0.167
Female youth	0.078	0.083	0.084	0.082

Source: United Nations Population Division, World Population Prospects 1950-2050 (2000 revision)

Real GDP per capita (PPP), US Dollars

	1975	1893
	1980	1691
	1985	2164
	1990	2332
	1995	2695
	2000	3179

Source: World Health Report 2002

SMOKING PREVALENCE

Adult		Youth		Health Professionals	
Males	-	Males	-	Males	-
Females	-	Females	-	Females	-
Overall	-	Overall	-	Overall	-

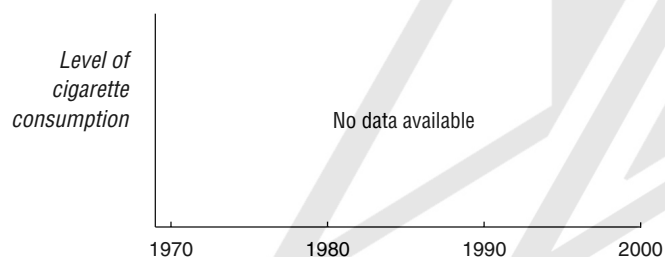
Adult: No data available

Youth: No data available

Health professional: No data available

TOBACCO ECONOMY

Annual per capita Consumption, Three Year Moving Average



Annual Cigarette Consumption

Year	Per capita Consumption (cigarette sticks)	Total Consumption (millions of cigarette sticks)
1970	-	-
1980	-	-
1990	-	-
1995	-	-
2000	-	-

Annual Tobacco Trade and Agriculture Statistics

	Unit of Measurement	1970	1980	1990	1995	2000
Cigarette imports	sticks in millions	23	111	1	1	41
Cigarette exports	sticks in millions	-	-	-	-	1
Tobacco leaf imports	metric tons	28	19	65	52	55
Tobacco leaf exports (% of total exports)	metric tons (%)	- (-)	- (-)	- (-)	- (-)	- (-)
Cigarette production	sticks in millions	-	-	-	-	-
Tobacco leaf production	metric tons	-	-	-	-	-
Land devoted to tobacco growing (% of agricultural land)	hectares (%)	- (-)	- (-)	- (-)	- (-)	- (-)
Employment in tobacco manufacturing	people	-	-	40	-	-

Retail Price of 20 Cigarettes with Tax

Type	US \$	Local
Domestic brand	-	-
Foreign brand	-	-

Source: No data available

Cigarette Taxes and Duties

Excise tax	-
Sales tax	-
Import duty	-

Source: No data available

Market Share by Cigarette Manufacturer





## SMOKING-RELATED DISEASE IMPACT

**Mortality from Cancer, Respiratory and Circulatory Disease, 2000**  
Numbers of deaths/World age-standardized mortality rate per 100,000 population

Disease	Male		Female		Ages	Disease	Male		Female		Ages
	Number	Rate	Number	Rate			Number	Rate	Number	Rate	
Trachea, lung, and bronchus cancer	1	7.2	0	1.1	45+	Ischemic heart disease	-	-	-	-	
Lip, oral cavity, and pharynx cancer	1	7.1	1	3.3	45+	Stroke	-	-	-	-	
Respiratory disease	-	-	-	-		Other diseases of the circulatory system	-	-	-	-	
						All causes	-	-	-	-	

Source: Ferlay, J., Bray, F., Pisani, P. and Parkin, D.M. (2001). *GLOBOCAN 2000: Cancer Incidence, Mortality and Prevalence Worldwide, Version 1.0.* [CD-ROM]. IARC CancerBase No. 5. Lyon: IARC Press. Available at URL: <http://www-dep.iarc.fr/globocan/globocan.html>

## INFRASTRUCTURE FOR TOBACCO CONTROL

### National Tobacco Control Provisions

Tobacco Bans and Restrictions	Not				Tobacco Requirements and Regulations	Not			
	Banned	Restricted	Regulated	Unknown		Required	Regulated	Regulated	Unknown
Advertising in certain media	X				Advertising health warnings/messages	N/A			
Advertising to certain audiences	X				Age verification for sales			X	
Advertising in certain locations	X				Manufacturing licensure				X
Advertisement content or design	N/A				Package health warning/message	X			
Sponsorship or promotion for certain audiences			X		Label design on packaging			X	
Sponsorship advertising of events			X		Ingredient/constituent information on package label	X			
Brand stretching	X				Amount of tar			X	
Sales to minors			X		Amount of nicotine			X	
Sales by minors			X		Amount of other ingredients/constituents			X	
Place of sales			X		Product constituents as confidential information			X	
Vending machines			X		Product constituents as public information			X	
Free products			X		Constituent disclosure by brand			X	
Single cigarette sales			X		Constituent disclosure in the aggregate			X	
Misleading information on packaging			X						
Smoking in government buildings (incl. worksites)		X			<b>Other Provisions</b>	<b>Yes</b>	<b>No</b>	<b>Unknown</b>	
Smoking in private worksites			X		National tobacco control committee		X		
Smoking in educational facilities		X			Tobacco control education/promotion	X			
Smoking in health care facilities		X			Anti-smuggling provisions			X	
Smoking on buses	X				Litigation enabling provisions		X		
Smoking on trains	X								
Smoking in taxis	X								
Smoking on ferries		X							
Smoking on domestic air flights	X								
Smoking on international air flights				X					
Smoking in restaurants			X						
Smoking in nightclubs and bars			X						
Smoking in other public places				X					

Refer to Appendix B for more information about national tobacco control provisions.

	Population (millions)			
	1995	2000	2025	2050
All adults, ages 15+	1.900	2.119	3.661	6.072
Female adults	0.996	1.106	1.887	3.106
All youth, ages 0-14	1.447	1.599	2.225	2.123
Female youth	0.725	0.801	1.120	1.055

Source: United Nations Population Division, World Population Prospects 1950-2050 (2000 revision)

Real GDP per capita (PPP), US Dollars	
1975	1565
1980	1436
1985	1389
1990	1250
1995	1147
2000	1163

Source: World Health Report 2002

## SMOKING PREVALENCE

Adult		Youth		Health Professionals	
Males	-	Males	-	Males	-
Females	-	Females	-	Females	-
Overall	-	Overall	-	Overall	-

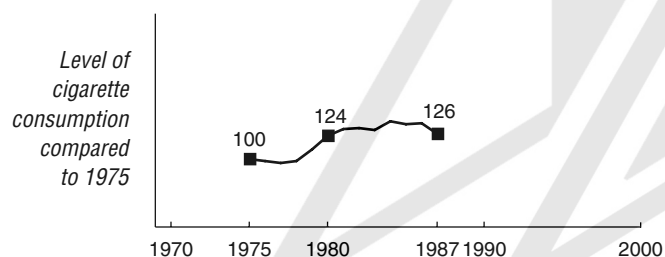
Adult: No data available

Youth: No data available

Health professional: No data available

## TOBACCO ECONOMY

### Annual per capita Consumption, Three Year Moving Average, 1975 = 100



### Annual Cigarette Consumption

Year	Per capita Consumption (cigarette sticks)	Total Consumption (millions of cigarette sticks)
1975	243	297
1980	318	429
1990	-	-
1995	-	-
2000	-	-

### Annual Tobacco Trade and Agriculture Statistics

	Unit of Measurement	1970	1980	1990	1995	2000
Cigarette imports	sticks in millions	10	20	26	43	-
Cigarette exports	sticks in millions	14	-	17	29	-
Tobacco leaf imports	metric tons	-	65	352	1085	350
Tobacco leaf exports (% of total exports)	metric tons (%)	817 (2.36%)	823 (0.88%)	40 (-)	190 (0.32%)	180 (-)
Cigarette production	sticks in millions	-	409	25	30	-
Tobacco leaf production	metric tons	1029	1189	501	650	570
Land devoted to tobacco growing (% of agricultural land)	hectares (%)	1600 (0.03%)	1220 (0.02%)	625 (0.01%)	820 (0.02%)	750 (0.01%)
Employment in tobacco manufacturing	people	-	502	465	-	-

### Retail Price of 20 Cigarettes with Tax

Type	US \$	Local
Domestic brand	-	-
Foreign brand	-	-

Source: No data available

### Cigarette Taxes and Duties

Excise tax	-
Sales tax	-
Import duty	-

Source: No data available

### Market Share by Cigarette Manufacturer



## SMOKING-RELATED DISEASE IMPACT

**Mortality from Cancer, Respiratory and Circulatory Disease, 2000**  
Numbers of deaths/World age-standardized mortality rate per 100,000 population

Disease	Male		Female		Ages	Disease	Male		Female		Ages
	Number	Rate	Number	Rate			Number	Rate	Number	Rate	
Trachea, lung, and bronchus cancer	43	18.7	7	2.2	45+	Ischemic heart disease	-	-	-	-	
Lip, oral cavity, and pharynx cancer	35	15.1	21	7.2	45+	Stroke	-	-	-	-	
Respiratory disease	-	-	-	-		Other diseases of the circulatory system	-	-	-	-	
						All causes	-	-	-	-	

Source: Ferlay, J., Bray, F., Pisani, P. and Parkin, D.M. (2001). *GLOBOCAN 2000: Cancer Incidence, Mortality and Prevalence Worldwide, Version 1.0*. [CD-ROM]. IARC CancerBase No. 5. Lyon: IARC Press. Available at URL: <http://www-dep.iarc.fr/globocan/globocan.html>

## INFRASTRUCTURE FOR TOBACCO CONTROL

### National Tobacco Control Provisions

Tobacco Bans and Restrictions	Not				Tobacco Requirements and Regulations	Not			
	Banned	Restricted	Regulated	Unknown		Required	Regulated	Regulated	Unknown
Advertising in certain media			X		Advertising health warnings/messages			X	
Advertising to certain audiences			X		Age verification for sales			X	
Advertising in certain locations			X		Manufacturing licensure			X	
Advertisement content or design			X		Package health warning/message			X	
Sponsorship or promotion for certain audiences			X		Label design on packaging			X	
Sponsorship advertising of events			X		Ingredient/constituent information on package label			X	
Brand stretching			X		Amount of tar			X	
Sales to minors			X		Amount of nicotine			X	
Sales by minors			X		Amount of other ingredients/constituents			X	
Place of sales			X		Product constituents as confidential information			X	
Vending machines			X		Product constituents as public information			X	
Free products			X		Constituent disclosure by brand			X	
Single cigarette sales			X		Constituent disclosure in the aggregate			X	
Misleading information on packaging			X						
Smoking in government buildings (incl. worksites)			X		<b>Other Provisions</b>	<b>Yes</b>	<b>No</b>	<b>Unknown</b>	
Smoking in private worksites			X		National tobacco control committee			X	
Smoking in educational facilities		X			Tobacco control education/promotion			X	
Smoking in health care facilities		X			Anti-smuggling provisions			X	
Smoking on buses			X		Litigation enabling provisions			X	
Smoking on trains			X						
Smoking in taxis			X						
Smoking on ferries			X						
Smoking on domestic air flights			X						
Smoking on international air flights			X						
Smoking in restaurants			X						
Smoking in nightclubs and bars			X						
Smoking in other public places			X						

Refer to Appendix B for more information about national tobacco control provisions.

	Population (millions)			
	1995	2000	2025	2050
All adults, ages 15+	3.639	4.222	9.254	19.160
Female adults	1.864	2.157	4.672	9.621
All youth, ages 0-14	3.096	3.663	7.129	8.572
Female youth	1.548	1.828	3.539	4.238

Source: United Nations Population Division, World Population Prospects 1950-2050 (2000 revision)

Real GDP per capita (PPP), US Dollars	
1975	772
1980	482
1985	660
1990	612
1995	610
2000	601

Source: World Health Report 2002

## SMOKING PREVALENCE

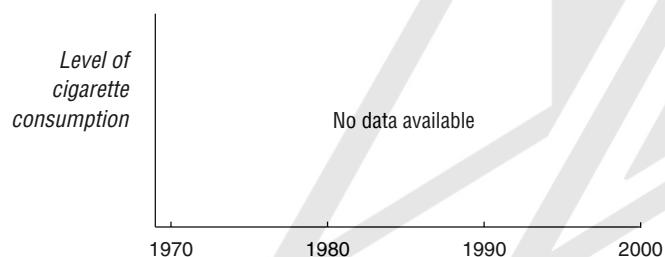
Adult (15 Years & Older), 1993-1994		Youth (15-24 Year Olds), 1993-1994		Health Professionals	
Males	24.1	Males	10.7	Males	-
				Females	-
				Overall	-

Adult and Youth: Current cigarette smoking in Sahr (third largest city in Chad); Leonard, L. (1996). Cigarette smoking and perceptions about smoking and health in Chad. *East African Medical Journal* 73(8): 509-512.

Health professional: No data available

## TOBACCO ECONOMY

### Annual per capita Consumption, Three Year Moving Average



### Annual Cigarette Consumption

Year	Per capita Consumption (cigarette sticks)	Total Consumption (millions of cigarette sticks)
1970	-	-
1980	-	-
1990	-	-
1995	-	-
2000	-	-

### Annual Tobacco Trade and Agriculture Statistics

	Unit of Measurement	1970	1980	1990	1995	2000
Cigarette imports	sticks in millions	244	40	50	11	55
Cigarette exports	sticks in millions	-	-	-	-	-
Tobacco leaf imports	metric tons	-	-	200	100	-
Tobacco leaf exports (% of total exports)	metric tons (%)	- (-)	- (-)	- (-)	- (-)	- (-)
Cigarette production	sticks in millions	33	349	248	569	-
Tobacco leaf production	metric tons	16	220	200	200	210
Land devoted to tobacco growing (% of agricultural land)	hectares (%)	12 (0.00%)	140 (0.00%)	140 (0.00%)	140 (0.00%)	145 (0.00%)
Employment in tobacco manufacturing	people	-	-	-	-	-

### Retail Price of 20 Cigarettes with Tax

Type	US \$	Local
Domestic brand	-	-
Foreign brand	-	-

Source: No data available

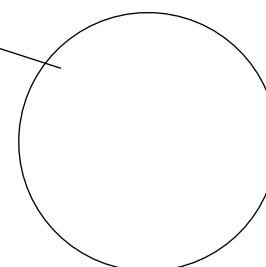
### Cigarette Taxes and Duties

Excise tax	-
Sales tax	-
Import duty	-

Source: No data available

### Market Share by Cigarette Manufacturer, 2001

Manufacture de  
Cigarette du Tchad  
100%



Source: TMA

## SMOKING-RELATED DISEASE IMPACT

**Mortality from Cancer, Respiratory and Circulatory Disease, 2000**  
Numbers of deaths/World age-standardized mortality rate per 100,000 population

Disease	Male		Female		Ages	Disease	Male		Female		Ages
	Number	Rate	Number	Rate			Number	Rate	Number	Rate	
Trachea, lung, and bronchus cancer	89	18.7	13	2.2	45+	Ischemic heart disease	-	-	-	-	
Lip, oral cavity, and pharynx cancer	70	15.1	39	7.2	45+	Stroke	-	-	-	-	
Respiratory disease	-	-	-	-		Other diseases of the circulatory system	-	-	-	-	
						All causes	-	-	-	-	

Source: Ferlay, J., Bray, F., Pisani, P. and Parkin, D.M. (2001). *GLOBOCAN 2000: Cancer Incidence, Mortality and Prevalence Worldwide, Version 1.0*. [CD-ROM]. IARC CancerBase No. 5. Lyon: IARC Press. Available at URL: <http://www-dep.iarc.fr/globocan/globocan.html>

## INFRASTRUCTURE FOR TOBACCO CONTROL

### National Tobacco Control Provisions

Tobacco Bans and Restrictions	Not				Tobacco Requirements and Regulations	Not			
	Banned	Restricted	Regulated	Unknown		Required	Regulated	Regulated	Unknown
Advertising in certain media			X		Advertising health warnings/messages			X	
Advertising to certain audiences			X		Age verification for sales			X	
Advertising in certain locations			X		Manufacturing licensure			X	
Advertisement content or design			X		Package health warning/message			X	
Sponsorship or promotion for certain audiences			X		Label design on packaging			X	
Sponsorship advertising of events			X		Ingredient/constituent information on package label			X	
Brand stretching			X		Amount of tar			X	
Sales to minors			X		Amount of nicotine			X	
Sales by minors			X		Amount of other ingredients/constituents			X	
Place of sales			X		Product constituents as confidential information			X	
Vending machines			X		Product constituents as public information			X	
Free products			X		Constituent disclosure by brand			X	
Single cigarette sales			X		Constituent disclosure in the aggregate			X	
Misleading information on packaging			X						
Smoking in government buildings (incl. worksites)			X		<b>Other Provisions</b>	<b>Yes</b>	<b>No</b>	<b>Unknown</b>	
Smoking in private worksites			X		National tobacco control committee			X	
Smoking in educational facilities		X			Tobacco control education/promotion			X	
Smoking in health care facilities		X			Anti-smuggling provisions			X	
Smoking on buses			X		Litigation enabling provisions			X	
Smoking on trains			X						
Smoking in taxis			X						
Smoking on ferries			X						
Smoking on domestic air flights			X						
Smoking on international air flights			X						
Smoking in restaurants			X						
Smoking in nightclubs and bars			X						
Smoking in other public places			X						

Refer to Appendix B for more information about national tobacco control provisions.

	Population (millions)			
	1995	2000	2025	2050
All adults, ages 15+	10.025	10.883	15.217	17.827
Female adults	5.125	5.555	7.753	9.127
All youth, ages 0-14	4.185	4.328	4.331	4.388
Female youth	2.056	2.126	2.125	2.153

Source: United Nations Population Division, World Population Prospects 1950-2050 (2000 revision)

Real GDP per capita (PPP), US Dollars	
1975	3689
1980	4920
1985	4385
1990	5585
1995	7808
2000	8906

Source: World Health Report 2002

## SMOKING PREVALENCE

Adult (15 Years & Older), 2001		Youth, 2000		Physicians, 1992	
Males	44.1	Males	32.6	Males	40.2
Females	33.6	Females	43.0	Females	23.8
Overall	40	Overall	38.3	Overall	35.4

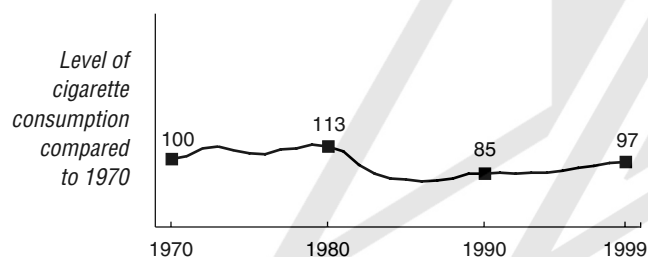
Adult: Tobacco use last month; Departamento de Epidemiología. *Encuesta Nacional de Calidad de Vida 2001*. Information provided by WHO PAHO Regional Office (April 29, 2003).

Youth: (Males and Females) Currently use any tobacco product, Basic school grade 6 through Intermediate school grade 1 in Santiago; Global Youth Tobacco Survey Collaborative Group. (2002). *Chile-Santiago GYTS Fact Sheet*. Available at URL: [http://www.cdc.gov/Tobacco/global/gyts/GYTS\\_factsheets.htm](http://www.cdc.gov/Tobacco/global/gyts/GYTS_factsheets.htm). (Overall) Currently use any tobacco product, students 13-15 years old in Santiago; Global Youth Tobacco Survey Collaborative Group. (2002). Special Report: Tobacco use among youth: a cross country comparison. *Tobacco Control 11*: 252-270.

Health professional: Smoking one or more cigarettes per day among Santiago physicians; Cornejo, E.A., Medina, E.L., Mascaró, J.V., Matus, P.C., Muñoz, J.C. and Castillo, P.C. (1994). [Attitudes and behaviour concerning tobacco use among physicians from Santiago]. *Revista Medica de Chile 122*(9): 1087-1094.

## TOBACCO ECONOMY

### Annual per capita Consumption, Three Year Moving Average, 1970 = 100



### Annual Cigarette Consumption

Year	Per capita Consumption (cigarette sticks)	Total Consumption (millions of cigarette sticks)
1970	1142	6592
1980	1554	11520
1990	1111	10182
1995	1123	11260
1999	1240	13271

### Annual Tobacco Trade and Agriculture Statistics

	Unit of Measurement	1970	1980	1990	1995	2000
Cigarette imports	sticks in millions	2	1010	29	506	-
Cigarette exports	sticks in millions	-	-	45	137	-
Tobacco leaf imports	metric tons	1499	2117	1239	1031	3646
Tobacco leaf exports (% of total exports)	metric tons (%)	- (-)	16 (0.00%)	3076 (0.13%)	3122 (0.08%)	811 (0.02%)
Cigarette production	sticks in millions	6590	10510	10198	10891	13796
Tobacco leaf production	metric tons	8532	14412	14412	12159	10521
Land devoted to tobacco growing (% of agricultural land)	hectares (%)	3016 (0.02%)	2168 (0.01%)	4480 (0.03%)	3854 (0.03%)	3508 (0.02%)
Employment in tobacco manufacturing	people	1300	1100	665	583	-

### Retail Price of 20 Cigarettes with Tax

Type	US \$	Local
Domestic brand	\$1.19	850.00
Foreign brand	\$1.40	1,000.00

Source: EIU, September 2002

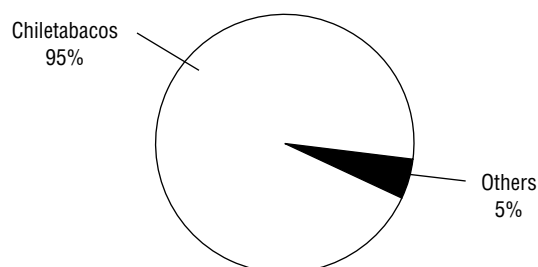
### Cigarette Taxes and Duties

Excise tax	60.4%
Sales tax	18%
Import duty	8%; additional Airport Fee of 2% if imported via air

SA countries, Mexico and Canada may qualify for preferential duty rates

Source: ERC

### Market Share by Cigarette Manufacturer, 2000



Source: ERC

## SMOKING-RELATED DISEASE IMPACT

**Mortality from Cancer, Respiratory and Circulatory Disease, 1999**  
Numbers of deaths/World age-standardized mortality rate per 100,000 population

Disease	Male		Female		Ages	Disease	Male		Female		Ages
	Number	Rate	Number	Rate			Number	Rate	Number	Rate	
Trachea, lung, and bronchus cancer	1240	63.2	598	22.6	35+	Ischemic heart disease	4412	239.1	3514	130.0	35+
Lip, oral cavity, and pharynx cancer	123	6.0	47	1.8	35+	Stroke	4009	221.8	4271	158.5	35+
Respiratory disease	1246	70.4	1009	37.1	35+	Other diseases of the circulatory system	1476	81.3	1617	59.7	35+
						All causes	78074	4145.3	69716	2602.7	35+

Source: World Health Organization. (2003). *WHO Mortality Database*. Geneva: WHO.

## INFRASTRUCTURE FOR TOBACCO CONTROL

### National Tobacco Control Provisions

Tobacco Bans and Restrictions	Not				Tobacco Requirements and Regulations	Not			
	Banned	Restricted	Regulated	Unknown		Required	Regulated	Regulated	Unknown
Advertising in certain media		X			Advertising health warnings/messages	X			
Advertising to certain audiences				X	Age verification for sales				X
Advertising in certain locations		X			Manufacturing licensure	X			
Advertisement content or design		X			Package health warning/message	X			
Sponsorship or promotion for certain audiences				X	Label design on packaging		X		
Sponsorship advertising of events			X		Ingredient/constituent information on package label	X			
Brand stretching			X		Amount of tar			X	
Sales to minors			X		Amount of nicotine			X	
Sales by minors			X		Amount of other ingredients/constituents			X	
Place of sales				X	Product constituents as confidential information				X
Vending machines				X	Product constituents as public information				X
Free products		X			Constituent disclosure by brand				X
Single cigarette sales	X				Constituent disclosure in the aggregate				X
Misleading information on packaging				X					
Smoking in government buildings (incl. worksites)		X							
Smoking in private worksites			X						
Smoking in educational facilities		X							
Smoking in health care facilities		X							
Smoking on buses	X								
Smoking on trains		X							
Smoking in taxis	X								
Smoking on ferries	X								
Smoking on domestic air flights	X								
Smoking on international air flights			X						
Smoking in restaurants		X							
Smoking in nightclubs and bars		X							
Smoking in other public places		X							

Other Provisions	Yes	No	Unknown
National tobacco control committee	X		
Tobacco control education/promotion	X		
Anti-smuggling provisions			X
Litigation enabling provisions	X		

Refer to Appendix B for more information about national tobacco control provisions.

	Population (millions)			
	1995	2000	2025	2050
All adults, ages 15+	896.909	958.295	1200.863	1223.625
Female adults	437.901	469.321	594.067	613.010
All youth, ages 0-14	322.440	316.838	269.924	238.433
Female youth	153.324	150.110	129.512	114.545

Source: United Nations Population Division, World Population Prospects 1950-2050 (2000 revision)

Real GDP per capita (PPP), US Dollars	
1975	587
1980	710
1985	1104
1990	1479
1995	2474
2000	3453

Source: World Health Report 2002

## SMOKING PREVALENCE

Adult (15 Years & Older), 1998		Youth, 1999		Physicians, 1996	
Males	53.4	Males	11.1	Males	61.3
Females	4.0	Females	6.4	Females	12.2
Overall	28.9	Overall	8.6		

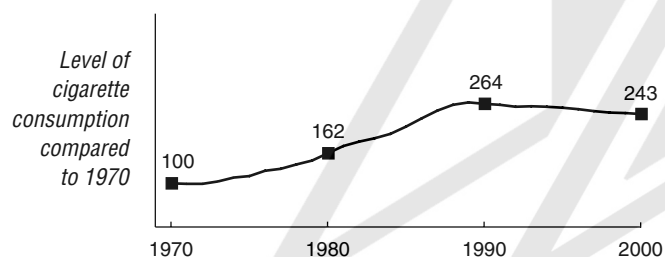
Adult: Second National Health Services Survey; Information received from Dr. Yanwei Wu, WHO Collaborating Center for Tobacco or Health.

Youth: (Males and Females) Currently use any tobacco product, grades J1-J3 in Shangdong; Global Youth Tobacco Survey Collaborative Group. (2002). *China-Shandong GYTS Fact Sheet*. Available at URL: [http://www.cdc.gov/Tobacco/global/gyts/GYTS\\_factsheets.htm](http://www.cdc.gov/Tobacco/global/gyts/GYTS_factsheets.htm). (Overall) Currently use any tobacco product, students 13-15 years old in Shangdong; Global Youth Tobacco Survey Collaborative Group. (2002). Special Report: Tobacco use among youth: a cross country comparison. *Tobacco Control* 11: 252-270.

Health professional: Smoking (occasionally, sometimes or often) among physicians at a hospital in Wuhan, the capital of Hubei Province; Li, H.Z., Fish, D. and Zhou, X. (1999). Increases in cigarette smoking and decline of anti-smoking counseling among Chinese physicians. *Health Promotion International* 14(2): 123-131.

## TOBACCO ECONOMY

### Annual per capita Consumption, Three Year Moving Average, 1970 = 100



### Annual Cigarette Consumption

Year	Per capita Consumption (cigarette sticks)	Total Consumption (millions of cigarette sticks)
1970	782	391570
1980	1187	764819
1990	1972	1647190
1995	1892	1696569
2000	1790	1715354

### Annual Tobacco Trade and Agriculture Statistics

	Unit of Measurement	1970	1980	1990	1995	2000
Cigarette imports	sticks in millions	70	5829	10551	26372	25353
Cigarette exports	sticks in millions	0	1010	8361	64803	8499
Tobacco leaf imports	metric tons	10337	31563	26130	18207	46734
Tobacco leaf exports (% of total exports)	metric tons (%)	19055 (-)	29981 (-)	34892 (0.10%)	71403 (0.07%)	120334 (0.06%)
Cigarette production	sticks in millions	391500	760000	1645000	1735000	1698500
Tobacco leaf production	metric tons	805800	919747	2645610	2326685	2563854
Land devoted to tobacco growing (% of agricultural land)	hectares (%)	394053 (0.10%)	520433 (0.12%)	1600200 (0.30%)	1474988 (0.28%)	1441537 (0.27%)
Employment in tobacco manufacturing	people	-	160000	280000	330000	-

### Retail Price of 20 Cigarettes with Tax

Type	US \$	Local
Domestic brand	\$1.16	9.62
Foreign brand	\$1.52	12.60

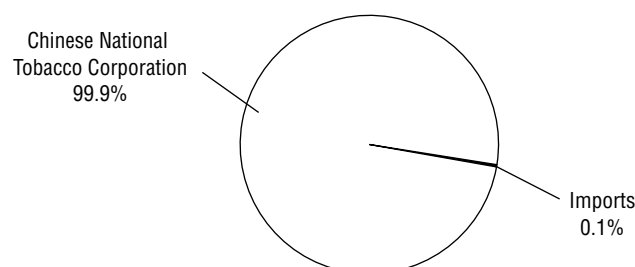
Source: EIU, September 2002

### Cigarette Taxes and Duties

Excise tax	25%-45% based on grade
Sales tax	17.5%
Import duty	180% (57% for MFN countries)

Source: ERC

### Market Share by Cigarette Manufacturer, 2000



Source: ERC estimates based on legitimate trade

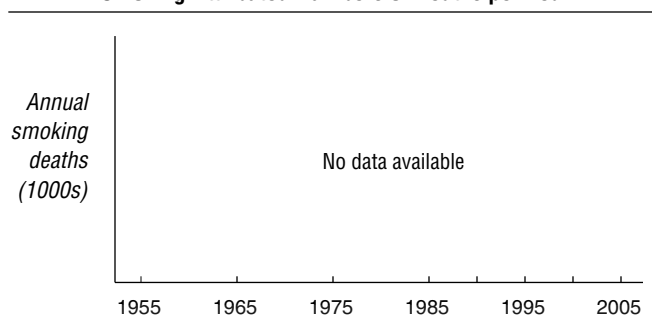


## SMOKING-RELATED DISEASE IMPACT

**Numbers of Deaths Attributed to Smoking/Total Deaths (thousands), 1990**

Cause	Males (by age)			Females (by age)		
	0-34	35-69	70+	0-34	35-69	70+
Lung cancer	0/2	51/98	24/51	0/1	3/37	6/28
All cancer	0/45	146/629	47/250	0/32	11/334	10/174
Vascular	0/24	120/756	161/1088	0/22	24/545	53/1175
Respiratory T.B.	0/11	13/111	13/53	0/12	2/63	2/30
All other	0/822	0/745	0/448	0/817	0/568	0/473
All causes	0/870	279/2154	221/1805	0/859	37/1390	65/1807

**Smoking-Attributed Numbers of Deaths per Year**



Source: Liu, B.Q., Peto, R., Chen, Z.M., Boreham, J., Wu, Y.P., Li, J.Y., Campbell, T.C. and Chen, J.S. (1998). Emerging tobacco hazards in China: 1. Retrospective proportional mortality study of one million deaths. *British Medical Journal* 317 (7170): 1411-1422. Peto, R., Chen, Z.M. and Boreham, J. (1999). Tobacco – the growing epidemic. *Nature Medicine* 5(1): 15-17.

## INFRASTRUCTURE FOR TOBACCO CONTROL

**National Tobacco Control Provisions**

Tobacco Bans and Restrictions	Not				Tobacco Requirements and Regulations	Not			
	Banned	Restricted	Regulated	Unknown		Required	Regulated	Regulated	Unknown
Advertising in certain media		X			Advertising health warnings/messages	X			
Advertising to certain audiences			X		Age verification for sales			X	
Advertising in certain locations		X			Manufacturing licensure	X			
Advertisement content or design		X			Package health warning/message	X			
Sponsorship or promotion for certain audiences			X		Label design on packaging			X	
Sponsorship advertising of events		X			Ingredient/constituent information on package label	X			
Brand stretching			X		Amount of tar		X		
Sales to minors	X				Amount of nicotine			X	
Sales by minors			X		Amount of other ingredients/constituents			X	
Place of sales			X		Product constituents as confidential information			X	
Vending machines			X		Product constituents as public information			X	
Free products			X		Constituent disclosure by brand			X	
Single cigarette sales			X		Constituent disclosure in the aggregate			X	
Misleading information on packaging			X						
Smoking in government buildings (incl. worksites)		X			<b>Other Provisions</b>	<b>Yes</b>	<b>No</b>	<b>Unknown</b>	
Smoking in private worksites		X			National tobacco control committee		X		
Smoking in educational facilities	X				Tobacco control education/promotion	X			
Smoking in health care facilities	X				Anti-smuggling provisions			X	
Smoking on buses	X				Litigation enabling provisions		X		
Smoking on trains	X								
Smoking in taxis		X							
Smoking on ferries	X								
Smoking on domestic air flights	X								
Smoking on international air flights	X								
Smoking in restaurants		X							
Smoking in nightclubs and bars			X						
Smoking in other public places		X							

Refer to Appendix B for more information about national tobacco control provisions.

## Population (millions)

	1995	2000	2025	2050
All adults, ages 15+	5.037	5.739	7.495	8.311
Female adults	2.472	2.827	3.767	4.261
All youth, ages 0-14	1.172	1.121	1.183	1.336
Female youth	0.566	0.543	0.573	0.648

Source: United Nations Population Division, World Population Prospects 1950-2050 (2000 revision)

## Real GDP per capita (PPP), US Dollars

1975	-
1980	-
1985	-
1990	-
1995	-
2000	-

Source: No data available

## SMOKING PREVALENCE

### Adult, 2000

Males	25.2
Females	4.4

### Youth (15 Year Olds), 1999

Males	17
Females	13

### Physicians (24-28 Year Olds), 1987

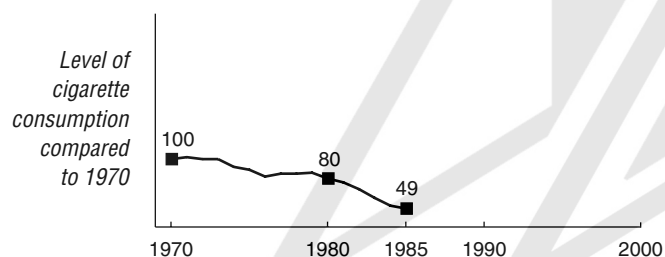
Males	7
Females	0
Overall	5

Adult: Every-day smokers; Hong Kong Council on Smoking and Health. Smoking Prevalence in Hong Kong. Wanchai, Hong Kong: Author. Available at URL: <http://www.info.gov.hk/hkcosh/>.  
 Youth: Current smoking: Lam, T.H., Ho, S.Y. and Kui, C.Y. (2000). *The Youth Smoking and Health Survey, 1999. Report Number 7*. Hong Kong: Hong Kong Council on Smoking and Health. Available at URL: <http://www.info.gov.hk/hkcosh/>.

Health professional: Daily smoking among doctors newly graduated from the University of Hong Kong; Cheng, K.K. and Lam, T.H. (1990). Smoking among doctors in Hong Kong: a message to medical educators. *Medical Education* 24(2): 158-63.

## TOBACCO ECONOMY

### Annual per capita Consumption, Three Year Moving Average, 1970 = 100



### Annual Cigarette Consumption

Year	Per capita Consumption (cigarette sticks)	Total Consumption (millions of cigarette sticks)
1970	3195	7931
1980	2484	9319
1990	-	-
1995	-	-
2000	-	-

### Annual Tobacco Trade and Agriculture Statistics

	Unit of Measurement	1970	1980	1990	1995	2000
Cigarette imports	sticks in millions	4650	9175	48119	59017	22293
Cigarette exports	sticks in millions	3121	4090	75712	74327	34464
Tobacco leaf imports	metric tons	4948	9366	36783	23121	6326
Tobacco leaf exports (% of total exports)	metric tons (%)	342 (0.03%)	4215 (0.09%)	3493 (0.03%)	1531 (0.02%)	2391 (0.04%)
Cigarette production	sticks in millions	6402	4234	21700	22767	9859
Tobacco leaf production	metric tons	-	-	-	-	-
Land devoted to tobacco growing (% of agricultural land)	hectares (%)	- (-)	- (-)	- (-)	- (-)	- (-)
Employment in tobacco manufacturing	people	1000	800	1300	1200	-

### Retail Price of 20 Cigarettes with Tax

Type	US \$	Local
Domestic brand	\$4.10	32.00
Foreign brand	\$4.49	35.00

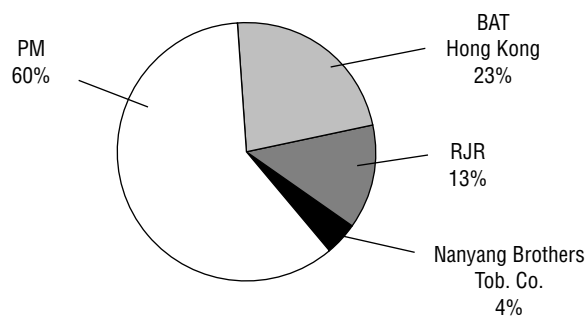
Source: EIU, September 2002

### Cigarette Taxes and Duties

Excise tax	804 LCU/1000 cigs <90mm in length
Excise tax	Length >90mm treated as a separate cigarette
Import duty	None

Source: TMA

### Market Share by Cigarette Manufacturer, 1999



Source: TMA

## SMOKING-RELATED DISEASE IMPACT

**Mortality from Cancer, Respiratory and Circulatory Disease, 2000**  
Numbers of deaths/World age-standardized mortality rate per 100,000 population

Disease	Male		Female		Ages	Disease	Male		Female		Ages
	Number	Rate	Number	Rate			Number	Rate	Number	Rate	
Trachea, lung, and bronchus cancer	2288	150.3	1028	55.4	35+	Ischemic heart disease	1948	136.2	1649	80.2	35+
Lip, oral cavity, and pharynx cancer	397	24.8	113	6.9	35+	Stroke	1961	136.4	1966	96.3	35+
Respiratory disease	1485	104.4	600	28.2	35+	Other diseases of the circulatory system	466	33.0	516	25.1	35+
						All causes	18557	1265.9	14280	727.4	35+

Source: World Health Organization. (2003). *WHO Mortality Database*. Geneva: WHO.

## INFRASTRUCTURE FOR TOBACCO CONTROL

### National Tobacco Control Provisions

Tobacco Bans and Restrictions	Not				Tobacco Requirements and Regulations	Not			
	Banned	Restricted	Regulated	Unknown		Required	Regulated	Regulated	Unknown
Advertising in certain media		X			Advertising health warnings/messages	X			
Advertising to certain audiences			X		Age verification for sales			X	
Advertising in certain locations			X		Manufacturing licensure				X
Advertisement content or design		X			Package health warning/message	X			
Sponsorship or promotion for certain audiences			X		Label design on packaging		X		
Sponsorship advertising of events			X		Ingredient/constituent information on package label	X			
Brand stretching	X				Amount of tar		X		
Sales to minors	X				Amount of nicotine			X	
Sales by minors			X		Amount of other ingredients/constituents			X	
Place of sales			X		Product constituents as confidential information			X	
Vending machines	X				Product constituents as public information			X	
Free products	X				Constituent disclosure by brand			X	
Single cigarette sales	X				Constituent disclosure in the aggregate			X	
Misleading information on packaging	X								
Smoking in government buildings (incl. worksites)			X						
Smoking in private worksites			X						
Smoking in educational facilities			X						
Smoking in health care facilities			X						
Smoking on buses	X								
Smoking on trains	X								
Smoking in taxis	X								
Smoking on ferries	X								
Smoking on domestic air flights			X						
Smoking on international air flights			X						
Smoking in restaurants		X							
Smoking in nightclubs and bars			X						
Smoking in other public places		X							

Other Provisions	Yes	No	Unknown
National tobacco control committee		X	
Tobacco control education/promotion		X	
Anti-smuggling provisions			X
Litigation enabling provisions		X	

Refer to Appendix B for more information about national tobacco control provisions.

Population (millions)

	1995	2000	2025	2050
All adults, ages 15+	25.271	28.299	44.709	56.473
Female adults	12.980	14.550	22.886	28.845
All youth, ages 0-14	13.270	13.806	14.452	14.389
Female youth	6.513	6.769	7.065	7.034

Source: United Nations Population Division, World Population Prospects 1950-2050 (2000 revision)

Real GDP per capita (PPP), US Dollars

1975	4164
1980	4826
1985	4846
1990	5476
1995	6202
2000	5978

Source: World Health Report 2002

SMOKING PREVALENCE

Adult (18-69 Year Olds), 1999

Males	26.8
Females	11.3
Overall	18.9

Youth, 2001

Males	30.2
Females	28.7
Overall	29.8

Physicians, 1991

Males	21.2
Females	21.7
Overall	21.45

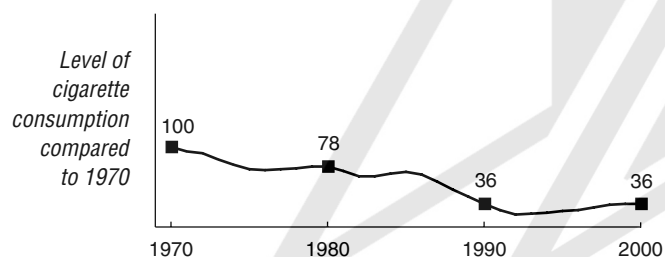
Adult: Current smoker and smoked more than 100 cigarettes during lifetime; Ministerio de Salud. II Estudio Nacional de Factores de Riesgo de Enfermedades Crónicas. Information provided by WHO PAHO Regional Office (April 29, 2003).

Youth: Currently use any tobacco product, grades 6-9 in Bogotá (mostly 13-15 year olds); Global Youth Tobacco Survey Collaborative Group. (2002). Colombia - Bogotá GYTS Fact Sheet. Available at URL: [http://www.cdc.gov/Tobacco/global/gyts/GYTS\\_factsheets.htm](http://www.cdc.gov/Tobacco/global/gyts/GYTS_factsheets.htm).

Health professional: Daily smoking; Chavez, M. (1991). Factores de riesgo de enfermedad cardiovascular en la población colombiana. *Ateroma* 3(1): 15-24.

TOBACCO ECONOMY

Annual per capita Consumption, Three Year Moving Average, 1970 = 100



Annual Cigarette Consumption

Year	Per capita Consumption (cigarette sticks)	Total Consumption (millions of cigarette sticks)
1970	1699	20793
1980	1387	23417
1990	623	13938
1995	444	11231
2000	567	16055

Annual Tobacco Trade and Agriculture Statistics

	Unit of Measurement	1970	1980	1990	1995	2000
Cigarette imports	sticks in millions	1713	2323	12	857	5700
Cigarette exports	sticks in millions	-	106	564	117	2469
Tobacco leaf imports	metric tons	-	933	157	492	3114
Tobacco leaf exports (% of total exports)	metric tons (%)	12657 (0.99%)	16995 (0.65%)	12702 (0.34%)	11783 (0.23%)	9465 (0.14%)
Cigarette production	sticks in millions	19080	21200	14490	10491	12824
Tobacco leaf production	metric tons	42000	45400	32989	26000	27767
Land devoted to tobacco growing (% of agricultural land)	hectares (%)	22700 (0.05%)	28500 (0.06%)	19910 (0.04%)	13579 (0.03%)	14692 (0.03%)
Employment in tobacco manufacturing	people	3700	4300	2000	1240	-

Retail Price of 20 Cigarettes with Tax

Type	US \$	Local
Domestic brand	\$0.59	1,599.00
Foreign brand	\$0.92	2,495.00

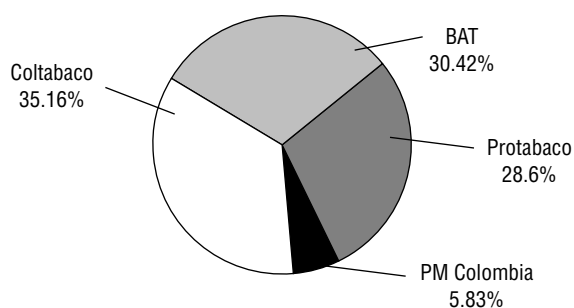
Source: EIU, September 2002

Cigarette Taxes and Duties

Excise tax	0.2 LCU/pack; 55% of duty-paid value + 30% mark-up
Consumption Tax	
Sales tax	16%
Import duty	20%; duty free: Bolivia, Ecuador and Venezuela
Other import duties	1.2% of FOB value

Source: ERC

Market Share by Cigarette Manufacturer, 2001



Source: Superintendencia de Valores, PAHO

## SMOKING-RELATED DISEASE IMPACT

**Mortality from Cancer, Respiratory and Circulatory Disease, 1998**  
Numbers of deaths/World age-standardized mortality rate per 100,000 population

Disease	Male		Female		Ages	Disease	Male		Female		Ages
	Number	Rate	Number	Rate			Number	Rate	Number	Rate	
Trachea, lung, and bronchus cancer	1555	42.6	925	21.4	35+	Ischemic heart disease	10711	303.3	8559	205.5	35+
Lip, oral cavity, and pharynx cancer	219	6.0	149	3.6	35+	Stroke	5583	160.0	6592	157.0	35+
Respiratory disease	3963	118.2	3025	73.8	35+	Other diseases of the circulatory system	3237	93.7	3302	79.5	35+
						All causes	129860	3459.1	105732	2475.0	35+

Source: World Health Organization. (2003). *WHO Mortality Database*. Geneva: WHO.

## INFRASTRUCTURE FOR TOBACCO CONTROL

### National Tobacco Control Provisions

Tobacco Bans and Restrictions	Not				Tobacco Requirements and Regulations	Not			
	Banned	Restricted	Regulated	Unknown		Required	Regulated	Regulated	Unknown
Advertising in certain media		X			Advertising health warnings/messages	X			
Advertising to certain audiences				X	Age verification for sales				X
Advertising in certain locations		X			Manufacturing licensure	X			
Advertisement content or design		X			Package health warning/message	X			
Sponsorship or promotion for certain audiences				X	Label design on packaging		X		
Sponsorship advertising of events			X		Ingredient/constituent information on package label			X	
Brand stretching			X		Amount of tar			X	
Sales to minors	X				Amount of nicotine			X	
Sales by minors			X		Amount of other ingredients/constituents			X	
Place of sales				X	Product constituents as confidential information				X
Vending machines			X		Product constituents as public information				X
Free products			X		Constituent disclosure by brand				X
Single cigarette sales			X		Constituent disclosure in the aggregate				X
Misleading information on packaging				X					
Smoking in government buildings (incl. worksites)				X					
Smoking in private worksites				X					
Smoking in educational facilities				X					
Smoking in health care facilities				X					
Smoking on buses	X								
Smoking on trains	X								
Smoking in taxis	X								
Smoking on ferries	X								
Smoking on domestic air flights	X								
Smoking on international air flights		X							
Smoking in restaurants				X					
Smoking in nightclubs and bars				X					
Smoking in other public places		X							

Other Provisions	Yes	No	Unknown
National tobacco control committee	X		
Tobacco control education/promotion	X		
Anti-smuggling provisions	X		
Litigation enabling provisions	X		

Refer to Appendix B for more information about national tobacco control provisions.

Population (millions)

	1995	2000	2025	2050
All adults, ages 15+	0.334	0.402	0.862	1.448
Female adults	0.169	0.203	0.429	0.721
All youth, ages 0-14	0.275	0.304	0.465	0.452
Female youth	0.136	0.150	0.227	0.221

Source: United Nations Population Division, World Population Prospects 1950-2050 (2000 revision)

Real GDP per capita (PPP), US Dollars

	1975	1277
1980	1062	
1985	1105	
1990	1037	
1995	863	
2000	769	

Source: World Health Report 2002

SMOKING PREVALENCE

Adult		Youth		Health Professionals	
Males	-	Males	-	Males	-
Females	-	Females	-	Females	-
Overall	-	Overall	-	Overall	-

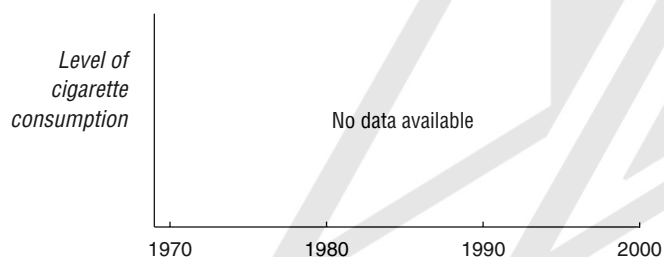
Adult: No data available

Youth: No data available

Health professional: No data available

TOBACCO ECONOMY

Annual per capita Consumption, Three Year Moving Average



Annual Cigarette Consumption

Year	Per capita Consumption (cigarette sticks)	Total Consumption (millions of cigarette sticks)
1970	-	-
1980	-	-
1990	-	-
1995	-	-
2000	-	-

Annual Tobacco Trade and Agriculture Statistics

	Unit of Measurement	1970	1980	1990	1995	2000
Cigarette imports	sticks in millions	-	-	-	134	39
Cigarette exports	sticks in millions	-	-	-	-	0
Tobacco leaf imports	metric tons	46	-	-	9	3
Tobacco leaf exports (% of total exports)	metric tons (%)	- (-)	- (-)	- (-)	- (-)	- (-)
Cigarette production	sticks in millions	-	-	-	-	-
Tobacco leaf production	metric tons	-	-	-	-	-
Land devoted to tobacco growing (% of agricultural land)	hectares (%)	- (-)	- (-)	- (-)	- (-)	- (-)
Employment in tobacco manufacturing	people	-	-	-	-	-

Retail Price of 20 Cigarettes with Tax

Type	US \$	Local
Domestic brand	-	-
Foreign brand	-	-


Source: No data available

Cigarette Taxes and Duties

Excise tax	-
Sales tax	-
Import duty	-

Source: No data available

Market Share by Cigarette Manufacturer



## SMOKING-RELATED DISEASE IMPACT

**Mortality from Cancer, Respiratory and Circulatory Disease, 2000**  
Numbers of deaths/World age-standardized mortality rate per 100,000 population

Disease	Male		Female		Ages	Disease	Male		Female		Ages
	Number	Rate	Number	Rate			Number	Rate	Number	Rate	
Trachea, lung, and bronchus cancer	3	9.4	2	7.1	45+	Ischemic heart disease	-	-	-	-	
Lip, oral cavity, and pharynx cancer	8	23.4	7	15.6	45+	Stroke	-	-	-	-	
Respiratory disease	-	-	-	-		Other diseases of the circulatory system	-	-	-	-	
						All causes	-	-	-	-	

Source: Ferlay, J., Bray, F., Pisani, P. and Parkin, D.M. (2001). *GLOBOCAN 2000: Cancer Incidence, Mortality and Prevalence Worldwide, Version 1.0*. [CD-ROM]. IARC CancerBase No. 5. Lyon: IARC Press. Available at URL: <http://www-dep.iarc.fr/globocan/globocan.html>

## INFRASTRUCTURE FOR TOBACCO CONTROL

### National Tobacco Control Provisions

Tobacco Bans and Restrictions	Not				Tobacco Requirements and Regulations	Not			
	Banned	Restricted	Regulated	Unknown		Required	Regulated	Regulated	Unknown
Advertising in certain media				X	Advertising health warnings/messages				X
Advertising to certain audiences				X	Age verification for sales				X
Advertising in certain locations				X	Manufacturing licensure				X
Advertisement content or design				X	Package health warning/message			X	
Sponsorship or promotion for certain audiences				X	Label design on packaging				X
Sponsorship advertising of events				X	Ingredient/constituent information on package label				X
Brand stretching				X	Amount of tar				X
Sales to minors				X	Amount of nicotine				X
Sales by minors				X	Amount of other ingredients/constituents				X
Place of sales				X	Product constituents as confidential information				X
Vending machines				X	Product constituents as public information				X
Free products				X	Constituent disclosure by brand				X
Single cigarette sales				X	Constituent disclosure in the aggregate				X
Misleading information on packaging				X					
Smoking in government buildings (incl. worksites)				X	<b>Other Provisions</b>	<b>Yes</b>	<b>No</b>	<b>Unknown</b>	
Smoking in private worksites				X	National tobacco control committee			X	
Smoking in educational facilities	X				Tobacco control education/promotion			X	
Smoking in health care facilities				X	Anti-smuggling provisions			X	
Smoking on buses				X	Litigation enabling provisions			X	
Smoking on trains				X					
Smoking in taxis				X					
Smoking on ferries				X					
Smoking on domestic air flights				X					
Smoking on international air flights				X					
Smoking in restaurants				X					
Smoking in nightclubs and bars				X					
Smoking in other public places				X					

Refer to Appendix B for more information about national tobacco control provisions.

**Population (millions)**

	1995	2000	2025	2050
All adults, ages 15+	1.419	1.622	3.564	7.410
Female adults	0.736	0.839	1.820	3.761
All youth, ages 0-14	1.184	1.396	2.721	3.334
Female youth	0.595	0.701	1.358	1.654

Source: United Nations Population Division, World Population Prospects 1950-2050 (2000 revision)

**Real GDP per capita (PPP), US Dollars**

1975	1029
1980	1126
1985	1589
1990	1348
1995	1180
2000	1014

Source: World Health Report 2002

**SMOKING PREVALENCE**

Adult		Youth		Health Professionals	
Males	-	Males	-	Males	-
Females	-	Females	-	Females	-
Overall	-	Overall	-	Overall	-

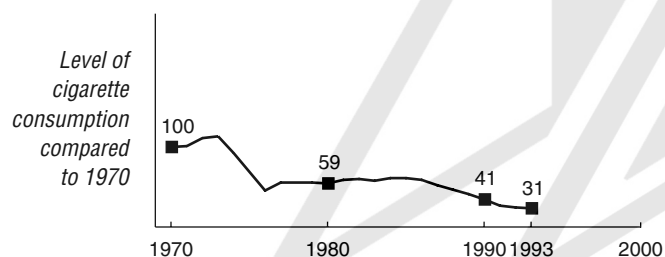
Adult: No data available

Youth: No data available

Health professional: No data available

**TOBACCO ECONOMY**

**Annual per capita Consumption, Three Year Moving Average, 1970 = 100**



**Annual Cigarette Consumption**

Year	Per capita Consumption (cigarette sticks)	Total Consumption (millions of cigarette sticks)
1970	1177	841
1980	747	685
1990	535	652
1995	-	-
2000	-	-

**Annual Tobacco Trade and Agriculture Statistics**

	Unit of Measurement	1970	1980	1990	1995	2000
Cigarette imports	sticks in millions	14	8	7	1	1
Cigarette exports	sticks in millions	162	29	-	17	-
Tobacco leaf imports	metric tons	640	928	698	589	270
Tobacco leaf exports (% of total exports)	metric tons (%)	548 (1.84%)	75 (0.00%)	- (-)	- (-)	- (-)
Cigarette production	sticks in millions	989	706	645	-	-
Tobacco leaf production	metric tons	840	473	128	150	100
Land devoted to tobacco growing (% of agricultural land)	hectares (%)	1650 (0.02%)	1559 (0.02%)	300 (0.00%)	350 (0.00%)	280 (0.00%)
Employment in tobacco manufacturing	people	89	-	-	-	-

**Retail Price of 20 Cigarettes with Tax**

Type	US \$	Local
Domestic brand	\$1.09	550.00
Foreign brand	\$1.48	750.00


Source: EIU, September 1997

**Cigarette Taxes and Duties**

Excise tax	-
Sales tax	-
Import duty	-

Source: No data available

**Market Share by Cigarette Manufacturer, 2001**



Source: TMA



## SMOKING-RELATED DISEASE IMPACT

**Mortality from Cancer, Respiratory and Circulatory Disease, 2000**  
Numbers of deaths/World age-standardized mortality rate per 100,000 population

Disease	Male		Female		Ages	Disease	Male		Female		Ages
	Number	Rate	Number	Rate			Number	Rate	Number	Rate	
Trachea, lung, and bronchus cancer	22	13.2	2	1.0	45+	Ischemic heart disease	-	-	-	-	
Lip, oral cavity, and pharynx cancer	18	10.3	12	6.1	45+	Stroke	-	-	-	-	
Respiratory disease	-	-	-	-		Other diseases of the circulatory system	-	-	-	-	
						All causes	-	-	-	-	

Source: Ferlay, J., Bray, F., Pisani, P. and Parkin, D.M. (2001). *GLOBOCAN 2000: Cancer Incidence, Mortality and Prevalence Worldwide, Version 1.0.* [CD-ROM]. IARC CancerBase No. 5. Lyon: IARC Press. Available at URL: <http://www-dep.iarc.fr/globocan/globocan.html>

## INFRASTRUCTURE FOR TOBACCO CONTROL

### National Tobacco Control Provisions

Tobacco Bans and Restrictions	Not				Tobacco Requirements and Regulations	Not			
	Banned	Restricted	Regulated	Unknown		Required	Regulated	Regulated	Unknown
Advertising in certain media			X		Advertising health warnings/messages			X	
Advertising to certain audiences			X		Age verification for sales			X	
Advertising in certain locations			X		Manufacturing licensure			X	
Advertisement content or design			X		Package health warning/message			X	
Sponsorship or promotion for certain audiences			X		Label design on packaging			X	
Sponsorship advertising of events			X		Ingredient/constituent information on package label			X	
Brand stretching			X		Amount of tar			X	
Sales to minors			X		Amount of nicotine			X	
Sales by minors			X		Amount of other ingredients/constituents			X	
Place of sales			X		Product constituents as confidential information			X	
Vending machines			X		Product constituents as public information			X	
Free products			X		Constituent disclosure by brand			X	
Single cigarette sales			X		Constituent disclosure in the aggregate			X	
Misleading information on packaging			X						
Smoking in government buildings (incl. worksites)		X			<b>Other Provisions</b>	<b>Yes</b>	<b>No</b>	<b>Unknown</b>	
Smoking in private worksites			X		National tobacco control committee		X		
Smoking in educational facilities			X		Tobacco control education/promotion		X		
Smoking in health care facilities		X			Anti-smuggling provisions			X	
Smoking on buses			X		Litigation enabling provisions		X		
Smoking on trains			X						
Smoking in taxis			X						
Smoking on ferries			X						
Smoking on domestic air flights		X							
Smoking on international air flights		X							
Smoking in restaurants			X						
Smoking in nightclubs and bars			X						
Smoking in other public places				X					

Refer to Appendix B for more information about national tobacco control provisions.

**Population (millions)**

	1995	2000	2025	2050
Total	0.019	0.020	0.023	0.027
Females	0.009	0.009	0.011	0.013
Males	0.010	0.010	0.012	0.014

Source: Food and Agriculture Organization of the United Nations (FAO 2001)

**Real GDP per capita (PPP), US Dollars**

1975	5373
1980	5709
1985	6147
1990	7459
1995	8548
2000	8848

Source: World Health Report 2002

**SMOKING PREVALENCE**

Adult (15 Years & Older), 1998		Young Adult (20-24 Year Olds), 1980		Health Professionals	
Males	34.4	Males	33	Males	-
Females	71.1	Females	23	Females	-
Overall	56.8			Overall	-

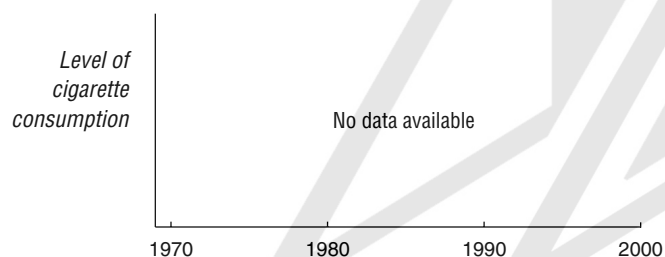
Adult: Reported in *WHO Western Pacific Region Country Profiles, Tobacco or Health 2000*. Available at URL: <http://www.wpro.who.int>.

Youth: Current smoking; World Health Organization. (1997). *Tobacco or health: a global status report*. Geneva: WHO.

Health professional: No data available

**TOBACCO ECONOMY**

**Annual per capita Consumption, Three Year Moving Average**



**Annual Cigarette Consumption**

Year	Per capita Consumption (cigarette sticks)	Total Consumption (millions of cigarette sticks)
1970	-	-
1980	-	-
1990	-	-
1995	-	-
2000	-	-

**Annual Tobacco Trade and Agriculture Statistics**

	Unit of Measurement	1970	1980	1990	1995	2000
Cigarette imports	sticks in millions	-	20	1	10	11
Cigarette exports	sticks in millions	-	-	-	-	-
Tobacco leaf imports	metric tons	-	-	-	-	-
Tobacco leaf exports (% of total exports)	metric tons (%)	- (-)	- (-)	- (-)	- (-)	- (-)
Cigarette production	sticks in millions	-	-	-	-	-
Tobacco leaf production	metric tons	-	-	-	-	-
Land devoted to tobacco growing (% of agricultural land)	hectares (%)	- (-)	- (-)	- (-)	- (-)	- (-)
Employment in tobacco manufacturing	people	-	-	-	-	-

**Retail Price of 20 Cigarettes with Tax**

Type	US \$	Local
Domestic brand	-	-
Foreign brand	-	-

Source: No data available

**Market Share by Cigarette Manufacturer**



**Cigarette Taxes and Duties**

Excise tax	-
Sales tax	-
Import duty	-

Source: No data available

## SMOKING-RELATED DISEASE IMPACT

**Mortality from Cancer, Respiratory and Circulatory Disease**  
Numbers of deaths/World age-standardized mortality rate per 100,000 population

<i>Disease</i>	<i>Male</i>		<i>Female</i>		<i>Ages</i>	<i>Disease</i>	<i>Male</i>		<i>Female</i>		<i>Ages</i>
	<i>Number</i>	<i>Rate</i>	<i>Number</i>	<i>Rate</i>			<i>Number</i>	<i>Rate</i>	<i>Number</i>	<i>Rate</i>	
Trachea, lung, and bronchus cancer	-	-	-	-		Ischemic heart disease	-	-	-	-	
Lip, oral cavity, and pharynx cancer	-	-	-	-		Stroke	-	-	-	-	
Respiratory disease	-	-	-	-		Other diseases of the circulatory system	-	-	-	-	
						All causes	-	-	-	-	

Source: No data available

## INFRASTRUCTURE FOR TOBACCO CONTROL

### National Tobacco Control Provisions

<i>Tobacco Bans and Restrictions</i>	<i>Not</i>				<i>Tobacco Requirements and Regulations</i>	<i>Not</i>			
	<i>Banned</i>	<i>Restricted</i>	<i>Regulated</i>	<i>Unknown</i>		<i>Required</i>	<i>Regulated</i>	<i>Regulated</i>	<i>Unknown</i>
Advertising in certain media			X		Advertising health warnings/messages	X			
Advertising to certain audiences			X		Age verification for sales			X	
Advertising in certain locations			X		Manufacturing licensure				X
Advertisement content or design			X		Package health warning/message	X			
Sponsorship or promotion for certain audiences			X		Label design on packaging	X			
Sponsorship advertising of events			X		Ingredient/constituent information on package label	X			
Brand stretching			X		Amount of tar			X	
Sales to minors	X				Amount of nicotine			X	
Sales by minors			X		Amount of other ingredients/constituents			X	
Place of sales			X		Product constituents as confidential information			X	
Vending machines		X			Product constituents as public information			X	
Free products			X		Constituent disclosure by brand			X	
Single cigarette sales	X				Constituent disclosure in the aggregate			X	
Misleading information on packaging			X						
Smoking in government buildings (incl. worksites)			X		<b>Other Provisions</b>	<i>Yes</i>	<i>No</i>	<i>Unknown</i>	
Smoking in private worksites			X		National tobacco control committee		X		
Smoking in educational facilities			X		Tobacco control education/promotion		X		
Smoking in health care facilities			X		Anti-smuggling provisions			X	
Smoking on buses	X				Litigation enabling provisions		X		
Smoking on trains			X						
Smoking in taxis	X								
Smoking on ferries			X						
Smoking on domestic air flights	X								
Smoking on international air flights			X						
Smoking in restaurants		X							
Smoking in nightclubs and bars			X						
Smoking in other public places				X					

Refer to Appendix B for more information about national tobacco control provisions.

**Population (millions)**

	1995	2000	2025	2050
All adults, ages 15+	2.326	2.721	4.486	5.744
Female adults	1.154	1.347	2.231	2.883
All youth, ages 0-14	1.228	1.302	1.443	1.451
Female youth	0.600	0.636	0.705	0.709

Source: United Nations Population Division, World Population Prospects 1950-2050 (2000 revision)

**Real GDP per capita (PPP), US Dollars**

1975	5299
1980	5894
1985	5169
1990	5606
1995	6217
2000	7093

Source: World Health Report 2002

**SMOKING PREVALENCE**

Adult (20-49 Year Olds), 2001		Youth, 1999		Physicians, 1993-1994	
Males	29	Males	21.5	Current smokers	19
Females	9.7	Females	23.6	Former smokers	40
Overall	19.4	Overall	20.8		

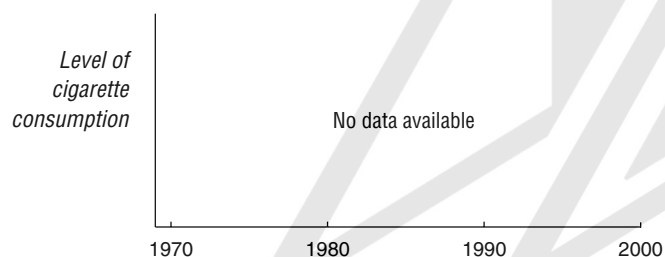
Adult: Current smoking in the past month; Bejarano, J. and Ugalde, F. (2003). *Estudio Nacional sobre consumo de drogas 2000-2001*. San José: I.A.F.A. Information provided by WHO PAHO Regional Office (April 29, 2003).

Youth: (Males and Females) Currently use any tobacco product, grade levels 7-9; Global Youth Tobacco Survey Collaborative Group. (2002). *Costa Rica GYTS Fact Sheet*. Available at URL: [http://www.cdc.gov/Tobacco/global/gyts/GYTS\\_factsheets.htm](http://www.cdc.gov/Tobacco/global/gyts/GYTS_factsheets.htm). (Overall) Currently use any tobacco product, students 13-15 years old; Global Youth Tobacco Survey Collaborative Group. (2002). Special Report: Tobacco use among youth: a cross country comparison. *Tobacco Control 11*: 252-270.

Health professional: Smoking among all active physicians registered with the College of Physicians and Surgeons of Costa Rica, average age 41 years; Grossman, D.W., Knox, J.J., Nash, C. and Jiménez, J.G. (1999). Smoking: attitudes of Costa Rican physicians and opportunities for intervention. *Bulletin of the World Health Organization 77*(4): 315-322.

**TOBACCO ECONOMY**

**Annual per capita Consumption, Three Year Moving Average**



**Annual Cigarette Consumption**

Year	Per capita Consumption (cigarette sticks)	Total Consumption (millions of cigarette sticks)
1970	-	-
1980	-	-
1990	-	-
1995	-	-
2000	-	-

**Annual Tobacco Trade and Agriculture Statistics**

	Unit of Measurement	1970	1980	1990	1995	2000
Cigarette imports	sticks in millions	88	10	-	4	601
Cigarette exports	sticks in millions	-	1	-	-	324
Tobacco leaf imports	metric tons	87	122	131	500	1167
Tobacco leaf exports (% of total exports)	metric tons (%)	145 (0.07%)	74 (0.01%)	52 (0.00%)	269 (0.02%)	357 (0.02%)
Cigarette production	sticks in millions	-	-	-	-	-
Tobacco leaf production	metric tons	1593	1609	1716	903	187
Land devoted to tobacco growing (% of agricultural land)	hectares (%)	1535 (0.08%)	1584 (0.06%)	937 (0.03%)	546 (0.02%)	117 (0.00%)
Employment in tobacco manufacturing	people	-	-	655	544	-

**Retail Price of 20 Cigarettes with Tax**

Type	US \$	Local
Domestic brand	\$0.96	350.00
Foreign brand	\$1.16	424.00

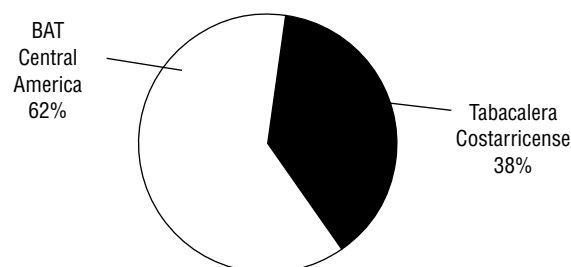
Source: EIU, September 2002

**Cigarette Taxes and Duties**

Excise tax	95%
Sales tax	13%
Import tax	40%, duty free: El Salvador, Guatemala, Honduras and Nicaragua
Other taxes	1% surcharge tax; 2.5 IDA tax

Source: ERC

**Market Share by Cigarette Manufacturer, 2000**



Source: ERC

## SMOKING-RELATED DISEASE IMPACT

**Mortality from Cancer, Respiratory and Circulatory Disease, 2000**  
Numbers of deaths/World age-standardized mortality rate per 100,000 population

Disease	Male		Female		Ages	Disease	Male		Female		Ages
	Number	Rate	Number	Rate			Number	Rate	Number	Rate	
Trachea, lung, and bronchus cancer	163	43.6	86	20.4	35+	Ischemic heart disease	1388	407.5	908	223.6	35+
Lip, oral cavity, and pharynx cancer	34	9.5	16	3.7	35+	Stroke	523	159.3	562	139.8	35+
Respiratory disease	388	125.5	343	88.1	35+	Other diseases of the circulatory system	295	92.9	254	63.9	35+
						All causes	14074	3956.2	11100	2673.7	35+

Source: World Health Organization. (2003). *WHO Mortality Database*. Geneva: WHO.

## INFRASTRUCTURE FOR TOBACCO CONTROL

### National Tobacco Control Provisions

Tobacco Bans and Restrictions	Not				Tobacco Requirements and Regulations	Not			
	Banned	Restricted	Regulated	Unknown		Required	Regulated	Regulated	Unknown
Advertising in certain media		X			Advertising health warnings/messages			X	
Advertising to certain audiences	X				Age verification for sales				X
Advertising in certain locations		X			Manufacturing licensure	X			
Advertisement content or design		X			Package health warning/message	X			
Sponsorship or promotion for certain audiences	X				Label design on packaging		X		
Sponsorship advertising of events	X				Ingredient/constituent information on package label	X			
Brand stretching	X				Amount of tar				X
Sales to minors	X				Amount of nicotine				X
Sales by minors	X				Amount of other ingredients/constituents				X
Place of sales		X			Product constituents as confidential information				X
Vending machines	X				Product constituents as public information				X
Free products			X		Constituent disclosure by brand				X
Single cigarette sales		X			Constituent disclosure in the aggregate				X
Misleading information on packaging				X					
Smoking in government buildings (incl. worksites)		X							
Smoking in private worksites		X							
Smoking in educational facilities		X							
Smoking in health care facilities		X							
Smoking on buses	X								
Smoking on trains	X								
Smoking in taxis	X								
Smoking on ferries	X								
Smoking on domestic air flights		X							
Smoking on international air flights	X								
Smoking in restaurants		X							
Smoking in nightclubs and bars		X							
Smoking in other public places		X							

Other Provisions	Yes	No	Unknown
National tobacco control committee	X		
Tobacco control education/promotion	X		
Anti-smuggling provisions			X
Litigation enabling provisions		X	

Refer to Appendix B for more information about national tobacco control provisions.

	Population (millions)			
	1995	2000	2025	2050
All adults, ages 15+	7.960	9.268	16.577	24.349
Female adults	3.788	4.448	8.133	12.079
All youth, ages 0-14	6.425	6.745	8.447	7.836
Female youth	3.204	3.360	4.186	3.878

Source: United Nations Population Division, World Population Prospects 1950-2050 (2000 revision)

Real GDP per capita (PPP), US Dollars	
1975	2100
1980	2057
1985	1672
1990	1483
1995	1411
2000	1600

Source: World Health Report 2002

## SMOKING PREVALENCE

Adult (15 Years & Older), 1977		Youth (14-23 Year Olds), 1990		Health Professionals	
Males	42.3	Males	24.9	Males	-
Females	1.8	Females	14.6	Females	-
Overall	24.4				

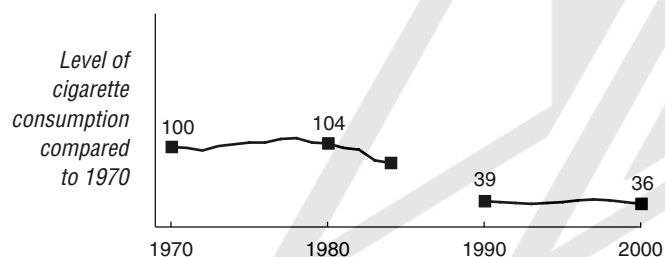
Adult: Current cigarette smoking in Abidjan; Schmidt, D., Diallo, A.D., Tiendrebeogo, H. and Roudaut, M. (1981). En quete sur la consommation tabagique en milieu africain a Abidjan. *Poumon-Coeur* 37: 87-94.

Youth: Ever or current smoking in Bouake; Roudaut, M., Meda, A.H., Seka, A., Fadiga, D., Pigearias, B. and Akoto, A. (1992). Prevalence de l'asthme et des maladies respiratoires en milieu scolaire a Bouake (Cote D'Ivoire): resultats preliminaires. *Medecine Tropicale* 52(3): 279-283.

Health professional: No data available

## TOBACCO ECONOMY

### Annual per capita Consumption, Three Year Moving Average, 1970 = 100



### Annual Cigarette Consumption

Year	Per capita Consumption (cigarette sticks)	Total Consumption (millions of cigarette sticks)
1970	812	2433
1980	760	3480
1990	307	2070
1995	299	2383
2000	277	2570

### Annual Tobacco Trade and Agriculture Statistics

	Unit of Measurement	1970	1980	1990	1995	2000
Cigarette imports	sticks in millions	468	-	-	7	9
Cigarette exports	sticks in millions	35	-	-	89	707
Tobacco leaf imports	metric tons	2110	3248	2130	1987	3623
Tobacco leaf exports (% of total exports)	metric tons (%)	- (-)	6 (-)	100 (-)	216 (0.01%)	264 (0.01%)
Cigarette production	sticks in millions	2000	3480	2070	2465	3268
Tobacco leaf production	metric tons	2328	1667	5400	10600	7100
Land devoted to tobacco growing (% of agricultural land)	hectares (%)	8000 (0.05%)	8600 (0.05%)	12000 (0.06%)	20000 (0.10%)	15000 (0.07%)
Employment in tobacco manufacturing	people	1640	2598	-	606	-

### Retail Price of 20 Cigarettes with Tax

Type	US \$	Local
Domestic brand	\$0.94	700.00
Foreign brand	\$0.74	550.00

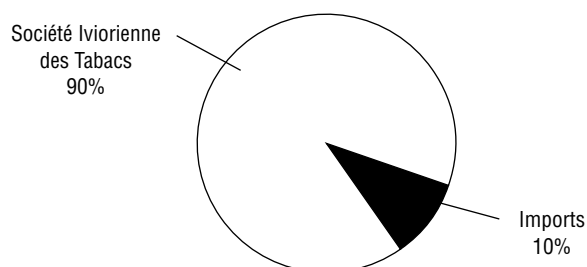
Source: EIU, September 2002

### Cigarette Taxes and Duties

Excise tax	30% (Droit Fiscal)
Sales tax	20% (TVO)
Import duty	5%
Other import duties	2.6%; 0.5% added only to imports outside of WAEMU

Source: ERC

### Market Share by Cigarette Manufacturer, 2000



Source: ERC estimates based on legitimate trade

## SMOKING-RELATED DISEASE IMPACT

**Mortality from Cancer, Respiratory and Circulatory Disease, 2000**  
Numbers of deaths/World age-standardized mortality rate per 100,000 population

Disease	Male		Female		Ages	Disease	Male		Female		Ages
	Number	Rate	Number	Rate			Number	Rate	Number	Rate	
Trachea, lung, and bronchus cancer	188	21.0	28	3.3	45+	Ischemic heart disease	-	-	-	-	
Lip, oral cavity, and pharynx cancer	71	7.7	48	5.7	45+	Stroke	-	-	-	-	
Respiratory disease	-	-	-	-		Other diseases of the circulatory system	-	-	-	-	
						All causes	-	-	-	-	

Source: Ferlay, J., Bray, F., Pisani, P. and Parkin, D.M. (2001). *GLOBOCAN 2000: Cancer Incidence, Mortality and Prevalence Worldwide, Version 1.0*. [CD-ROM]. IARC CancerBase No. 5. Lyon: IARC Press. Available at URL: <http://www-dep.iarc.fr/globocan/globocan.html>

## INFRASTRUCTURE FOR TOBACCO CONTROL

### National Tobacco Control Provisions

Tobacco Bans and Restrictions	Not				Tobacco Requirements and Regulations	Not			
	Banned	Restricted	Regulated	Unknown		Required	Regulated	Regulated	Unknown
Advertising in certain media		X			Advertising health warnings/messages				X
Advertising to certain audiences				X	Age verification for sales				X
Advertising in certain locations		X			Manufacturing licensure				X
Advertisement content or design				X	Package health warning/message	X			
Sponsorship or promotion for certain audiences				X	Label design on packaging				X
Sponsorship advertising of events				X	Ingredient/constituent information on package label				X
Brand stretching				X	Amount of tar				X
Sales to minors				X	Amount of nicotine				X
Sales by minors				X	Amount of other ingredients/constituents				X
Place of sales				X	Product constituents as confidential information				X
Vending machines				X	Product constituents as public information				X
Free products		X			Constituent disclosure by brand				X
Single cigarette sales		X			Constituent disclosure in the aggregate				X
Misleading information on packaging				X					
Smoking in government buildings (incl. worksites)		X			<b>Other Provisions</b>	<b>Yes</b>	<b>No</b>	<b>Unknown</b>	
Smoking in private worksites		X			National tobacco control committee				X
Smoking in educational facilities		X			Tobacco control education/promotion				X
Smoking in health care facilities		X			Anti-smuggling provisions				X
Smoking on buses	X				Litigation enabling provisions				X
Smoking on trains	X								
Smoking in taxis				X					
Smoking on ferries				X					
Smoking on domestic air flights		X							
Smoking on international air flights		X							
Smoking in restaurants				X					
Smoking in nightclubs and bars				X					
Smoking in other public places				X					

Refer to Appendix B for more information about national tobacco control provisions.

	Population (millions)			
	1995	2000	2025	2050
All adults, ages 15+	3.740	3.814	3.785	3.499
Female adults	1.953	1.991	1.969	1.812
All youth, ages 0-14	0.894	0.840	0.733	0.680
Female youth	0.436	0.410	0.357	0.330

Source: United Nations Population Division, World Population Prospects 1950-2050 (2000 revision)

Real GDP per capita (PPP), US Dollars	
1975	5487
1980	6248
1985	6932
1990	6368
1995	6288
2000	7104

Source: World Health Report 2002

## SMOKING PREVALENCE

Adult (18-65 Year Olds), 2000		Youth (15-16 Year Olds), 1999		Health Workers, 1993	
Males	34.1	Males	31	All health workers	34.7
Females	26.6	Females	25		
Overall	30.3	Overall	28		

Adult: Tobacco smokers; First Croatian Health Project, Sub-project on health promotion, the magnitude and context of problems – Baseline parameters. Report, Zagreb. Reported in World Health Organization. (2002). *European Country Profiles on Tobacco Control, 2001*. Copenhagen: WHO Regional Office for Europe.

Youth: Lifetime use of cigarettes, 40 times or more; Hibbell, B., Andersson, B., Ahlström, S., Balakireva, O., Bjarnson, T., Kokkevi, A. and Morgan, M. (2000). *The 1999 ESPAD (European School Survey Project on Alcohol and Drugs) Report*. Stockholm: The Swedish Council for Information on Alcohol and Other Drugs. Available at URL: [http://www.can.se/in\\_english/pdf/espasummary.pdf](http://www.can.se/in_english/pdf/espasummary.pdf).

Health professional: Daily cigarette smoking; Information provided by Dr. Vlasta Hrabak-Zerjavic in the WHO European Region's Tobacco Questionnaire 1996/1997.

## TOBACCO ECONOMY

### Annual per capita Consumption, Three Year Moving Average, 1992 = 100



### Annual Cigarette Consumption

Year	Per capita Consumption (cigarette sticks)	Total Consumption (millions of cigarette sticks)
1970	-	-
1980	-	-
1990	-	-
1995	2806	10495
2000	1995	7609

### Annual Tobacco Trade and Agriculture Statistics

	Unit of Measurement	1970	1980	1990	1995	2000
Cigarette imports	sticks in millions	-	-	-	12	34
Cigarette exports	sticks in millions	-	-	-	1627	6117
Tobacco leaf imports	metric tons	-	-	-	7516	4894
Tobacco leaf exports (% of total exports)	metric tons (%)	- (-)	- (-)	- (-)	3471 (0.09%)	5294 (0.24%)
Cigarette production	sticks in millions	-	-	12437	12110	13692
Tobacco leaf production	metric tons	-	-	-	8548	9714
Land devoted to tobacco growing (% of agricultural land)	hectares (%)	- (-)	- (-)	- (-)	6798 (0.29%)	5678 (0.18%)
Employment in tobacco manufacturing	people	-	-	3530	2680	-

### Retail Price of 20 Cigarettes with Tax

Type	US \$	Local
Domestic brand	\$1.48	11.00
Foreign brand	\$2.29	17.00

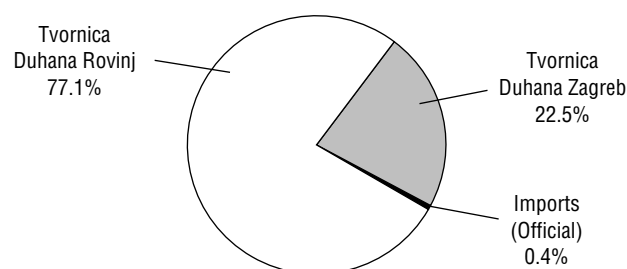
Source: EIU, September 2002

### Cigarette Taxes and Duties

Excise tax	5-8.90 LCU/20 cigs
Sales tax	22%
Import duty	49.3%
Imports from Macedonia and Slovenia may qualify for preferential treatment	

Source: ERC

### Market Share by Cigarette Manufacturer, 2000



Source: ERC



## SMOKING-RELATED DISEASE IMPACT

**Mortality from Cancer, Respiratory and Circulatory Disease, 2000**  
Numbers of deaths/World age-standardized mortality rate per 100,000 population

Disease	Male		Female		Ages	Disease	Male		Female		Ages
	Number	Rate	Number	Rate			Number	Rate	Number	Rate	
Trachea, lung, and bronchus cancer	1995	193.2	476	31.6	35+	Ischemic heart disease	4543	463.5	4779	274.1	35+
Lip, oral cavity, and pharynx cancer	343	33.2	44	3.0	35+	Stroke	3876	396.7	5508	316.5	35+
Respiratory disease	580	60.0	312	18.2	35+	Other diseases of the circulatory system	2724	284.8	3789	217.8	35+
						All causes	48980	4959.3	48686	2895.9	35+

Source: World Health Organization. (2003). *WHO Mortality Database*. Geneva: WHO.

## INFRASTRUCTURE FOR TOBACCO CONTROL

### National Tobacco Control Provisions

Tobacco Bans and Restrictions	Not				Tobacco Requirements and Regulations	Not			
	Banned	Restricted	Regulated	Unknown		Required	Regulated	Regulated	Unknown
Advertising in certain media	X				Advertising health warnings/messages				X
Advertising to certain audiences	X				Age verification for sales			X	
Advertising in certain locations		X			Manufacturing licensure	X			
Advertisement content or design		X			Package health warning/message	X			
Sponsorship or promotion for certain audiences				X	Label design on packaging		X		
Sponsorship advertising of events	X				Ingredient/constituent information on package label	X			
Brand stretching	X				Amount of tar		X		
Sales to minors	X				Amount of nicotine		X		
Sales by minors			X		Amount of other ingredients/constituents			X	
Place of sales			X		Product constituents as confidential information			X	
Vending machines	X				Product constituents as public information			X	
Free products	X				Constituent disclosure by brand			X	
Single cigarette sales	X				Constituent disclosure in the aggregate			X	
Misleading information on packaging			X						
Smoking in government buildings (incl. worksites)	X								
Smoking in private worksites	X								
Smoking in educational facilities	X								
Smoking in health care facilities	X								
Smoking on buses	X								
Smoking on trains		X							
Smoking in taxis	X								
Smoking on ferries		X							
Smoking on domestic air flights	X								
Smoking on international air flights	X								
Smoking in restaurants		X							
Smoking in nightclubs and bars		X							
Smoking in other public places		X							

Other Provisions	Yes	No	Unknown
National tobacco control committee		X	
Tobacco control education/promotion	X		
Anti-smuggling provisions	X		
Litigation enabling provisions		X	

Refer to Appendix B for more information about national tobacco control provisions.

	Population (millions)			
	1995	2000	2025	2050
All adults, ages 15+	8.517	8.822	9.856	9.106
Female adults	4.269	4.430	4.978	4.639
All youth, ages 0-14	2.447	2.377	1.877	1.658
Female youth	1.194	1.159	0.915	0.808

Source: United Nations Population Division, World Population Prospects 1950-2050 (2000 revision)

Real GDP per capita (PPP), US Dollars	
1975	2177
1980	2452
1985	3547
1990	3342
1995	2247
2000	2552

Source: World Health Report 2002

## SMOKING PREVALENCE

Adult (15 Years & Older), 1995		Youth, 2001		Health Professionals, 1995	
Males	48	Males	16.8	Physicians	25
Females	26.3	Females	18.3	Nurses	29
Overall	36.8	Overall	19.2		

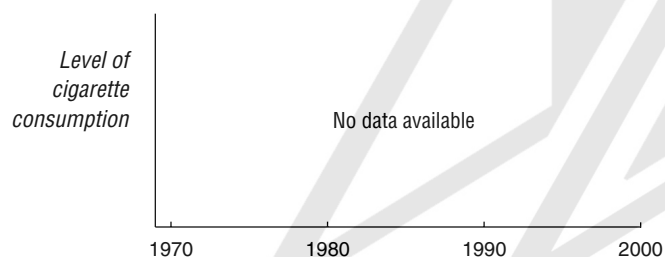
Adult: Current smoking of at least one cigarette per day at the time of the survey; Perez, P.V., et al. (1995). *National survey in risk factors*. Havana: National Institute for Hygiene, Epidemiology and Microbiology, Ministry of Health and National Statistic Office.

Youth: (Males and Females) Currently use any tobacco product, grade levels 7-9 in Havana; Global Youth Tobacco Survey Collaborative Group. (2002). *Cuba GYTS Fact Sheet*. Available at URL: [http://www.cdc.gov/Tobacco/global/gyts/GYTS\\_factsheets.htm](http://www.cdc.gov/Tobacco/global/gyts/GYTS_factsheets.htm). (Overall) Currently use any tobacco product, students 13-15 years old in Havana; Global Youth Tobacco Survey Collaborative Group. (2002). Special Report: Tobacco use among youth: a cross country comparison. *Tobacco Control 11*: 252-270.

Health professional: Smoking on a daily basis at the time of the survey measured by the National School of Public Health and the Ministry of Public Health; Information provided by Nery Suarez Lugo of the National School of Public Health.

## TOBACCO ECONOMY

### Annual per capita Consumption, Three Year Moving Average



### Annual Cigarette Consumption

Year	Per capita Consumption (cigarette sticks)	Total Consumption (millions of cigarette sticks)
1970	-	-
1980	-	-
1990	-	-
1995	-	-
2000	-	-

### Annual Tobacco Trade and Agriculture Statistics

	Unit of Measurement	1970	1980	1990	1995	2000
Cigarette imports	sticks in millions	-	-	-	-	-
Cigarette exports	sticks in millions	7575	2523	-	-	-
Tobacco leaf imports	metric tons	-	8797	5700	7700	570
Tobacco leaf exports (% of total exports)	metric tons (%)	13915 (-)	2702 (0.14%)	18000 (-)	8465 (-)	6919 (-)
Cigarette production	sticks in millions	19806	15109	16026	-	-
Tobacco leaf production	metric tons	31726	8219	37129	24989	38000
Land devoted to tobacco growing (% of agricultural land)	hectares (%)	51900 (1.03%)	53400 (0.90%)	53171 (0.76%)	38356 (0.55%)	45327 (0.68%)
Employment in tobacco manufacturing	people	-	25780	-	-	-

### Retail Price of 20 Cigarettes with Tax

Type	US \$	Local
Average price	\$0.32	7.30

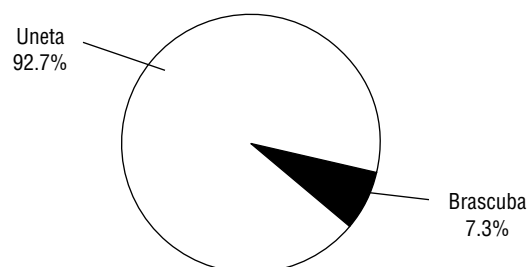
Source: TMA, 1997

### Cigarette Taxes and Duties

Import duty	30% of CIF value
Imports from Argentina, Bolivia, Brazil, Chile, Colombia, Ecuador, Mexico, Paraguay, Peru, Uruguay and Venezuela may qualify for preferential treatment	

Source: ERC

### Market Share by Cigarette Manufacturer, 2000



Source: ERC

## SMOKING-RELATED DISEASE IMPACT

**Mortality from Cancer, Respiratory and Circulatory Disease, 2000**  
Numbers of deaths/World age-standardized mortality rate per 100,000 population

Disease	Male		Female		Ages	Disease	Male		Female		Ages
	Number	Rate	Number	Rate			Number	Rate	Number	Rate	
Trachea, lung, and bronchus cancer	2537	106.9	1149	46.2	35+	Ischemic heart disease	8352	341.5	6777	248.3	35+
Lip, oral cavity, and pharynx cancer	368	15.6	114	4.5	35+	Stroke	5808	231.9	5938	215.6	35+
Respiratory disease	1225	49.3	927	35.6	35+	Other diseases of the circulatory system	1764	70.9	1627	59.5	35+
						All causes	38764	1589.7	32522	1219.1	35+

Source: World Health Organization. (2003). *WHO Mortality Database*. Geneva: WHO.

## INFRASTRUCTURE FOR TOBACCO CONTROL

### National Tobacco Control Provisions

Tobacco Bans and Restrictions	Not				Tobacco Requirements and Regulations	Not			
	Banned	Restricted	Regulated	Unknown		Required	Regulated	Regulated	Unknown
Advertising in certain media	X				Advertising health warnings/messages	N/A			
Advertising to certain audiences	X				Age verification for sales				X
Advertising in certain locations	X				Manufacturing licensure	X			
Advertisement content or design	N/A				Package health warning/message	X			
Sponsorship or promotion for certain audiences				X	Label design on packaging				X
Sponsorship advertising of events				X	Ingredient/constituent information on package label			X	
Brand stretching				X	Amount of tar				X
Sales to minors	X				Amount of nicotine				X
Sales by minors				X	Amount of other ingredients/constituents				X
Place of sales		X			Product constituents as confidential information				X
Vending machines				X	Product constituents as public information				X
Free products				X	Constituent disclosure by brand				X
Single cigarette sales				X	Constituent disclosure in the aggregate				X
Misleading information on packaging				X					
Smoking in government buildings (incl. worksites)		X							
Smoking in private worksites				X					
Smoking in educational facilities	X								
Smoking in health care facilities	X								
Smoking on buses		X							
Smoking on trains		X							
Smoking in taxis		X							
Smoking on ferries		X							
Smoking on domestic air flights	X								
Smoking on international air flights				X					
Smoking in restaurants		X							
Smoking in nightclubs and bars		X							
Smoking in other public places		X							

Other Provisions	Yes	No	Unknown
National tobacco control committee	X		
Tobacco control education/promotion	X		
Anti-smuggling provisions			X
Litigation enabling provisions			X

Refer to Appendix B for more information about national tobacco control provisions.

Population (millions)

	1995	2000	2025	2050
All adults, ages 15+	0.556	0.603	0.731	0.759
Female adults	0.282	0.305	0.368	0.381
All youth, ages 0-14	0.188	0.181	0.168	0.152
Female youth	0.091	0.088	0.081	0.073

Source: United Nations Population Division, World Population Prospects 1950-2050 (2000 revision)

Real GDP per capita (PPP), US Dollars

1975	4430
1980	7557
1985	9375
1990	12452
1995	14226
2000	16135

Source: World Health Report 2002

SMOKING PREVALENCE

Adult, 1998		Youth (10-19 Year Olds), 1998		Health Professionals	
Males	38.5	All youth, 10-11 years old	3.6	Males	-
Females	7.6	All youth, 12-14 years old	16	Females	-
		All youth, 15-19 yrs old	6.5	Overall	-

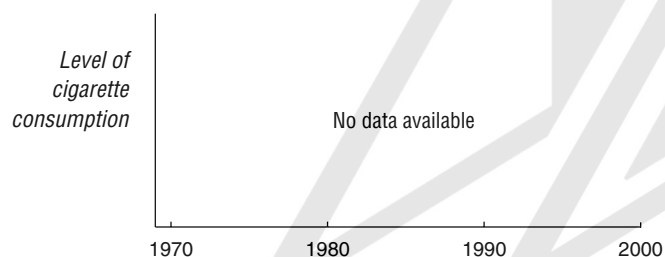
Adult: Smoking data from the Survey on Tobacco Prevalence in Cyprus; Reported in *Country Profiles on Tobacco Control in the Eastern Mediterranean Region*. Available at URL: <http://www.emro.who.int/TFI/CountryProfile.htm>.

Youth: (10-14 year olds) Regular and occasional smoking in all school districts of Cyprus; Information provided by Dr. E. Stravrou-Costea, University of Cyprus. (15-19 year olds) Survey on Tobacco Prevalence in Cyprus, 1998. Reported in *Country Profiles on Tobacco Control in the Eastern Mediterranean Region*. Available at URL: <http://www.emro.who.int/TFI/CountryProfile.htm>.

Health professional: No data available

TOBACCO ECONOMY

Annual per capita Consumption, Three Year Moving Average



Annual Cigarette Consumption

Year	Per capita Consumption (cigarette sticks)	Total Consumption (millions of cigarette sticks)
1970	-	-
1980	-	-
1990	-	-
1995	-	-
2000	-	-

Annual Tobacco Trade and Agriculture Statistics

	Unit of Measurement	1970	1980	1990	1995	2000
Cigarette imports	sticks in millions	102	239	3584	24577	25855
Cigarette exports	sticks in millions	2	2527	3082	555	3277
Tobacco leaf imports	metric tons	709	3057	1038	638	-
Tobacco leaf exports (% of total exports)	metric tons (%)	1405 (1.15%)	22 (0.02%)	16 (0.01%)	147 (0.13%)	390 (0.45%)
Cigarette production	sticks in millions	851	2901	4601	2528	4980
Tobacco leaf production	metric tons	721	267	343	310	374
Land devoted to tobacco growing (% of agricultural land)	hectares (%)	1472 (0.63%)	341 (0.20%)	101 (0.06%)	75 (0.05%)	76 (0.05%)
Employment in tobacco manufacturing	people	519	493	442	255	-

Retail Price of 20 Cigarettes with Tax

Type	US \$	Local
MPPC	\$1.34	0.86

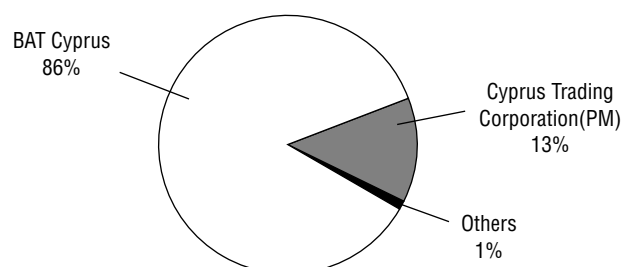
Source: TJI, 2001

Cigarette Taxes and Duties

Excise tax	3.19-6.38 LCU/1000 cigs
Sales tax	12%
Sales tax	0.38-0.54 LCU/pack
Import duty	57.6% (non-EU cigs)

Source: ERC

Market Share by Cigarette Manufacturer, 2000



Source: ERC

## SMOKING-RELATED DISEASE IMPACT

**Mortality from Cancer, Respiratory and Circulatory Disease, 2000**  
Numbers of deaths/World age-standardized mortality rate per 100,000 population

Disease	Male		Female		Ages	Disease	Male		Female		Ages
	Number	Rate	Number	Rate			Number	Rate	Number	Rate	
Trachea, lung, and bronchus cancer	248	183.9	42	25.9	45+	Ischemic heart disease	-	-	-	-	
Lip, oral cavity, and pharynx cancer	8	6.5	4	2.2	45+	Stroke	-	-	-	-	
Respiratory disease	-	-	-	-		Other diseases of the circulatory system	-	-	-	-	
						All causes	-	-	-	-	

Source: Ferlay, J., Bray, F., Pisani, P. and Parkin, D.M. (2001). *GLOBOCAN 2000: Cancer Incidence, Mortality and Prevalence Worldwide, Version 1.0*. [CD-ROM]. IARC CancerBase No. 5. Lyon: IARC Press. Available at URL: <http://www-dep.iarc.fr/globocan/globocan.html>

## INFRASTRUCTURE FOR TOBACCO CONTROL

### National Tobacco Control Provisions

Tobacco Bans and Restrictions	Not				Tobacco Requirements and Regulations	Not			
	Banned	Restricted	Regulated	Unknown		Required	Regulated	Regulated	Unknown
Advertising in certain media		X			Advertising health warnings/messages	X			
Advertising to certain audiences		X			Age verification for sales				X
Advertising in certain locations	X				Manufacturing licensure				X
Advertisement content or design		X			Package health warning/message	X			
Sponsorship or promotion for certain audiences				X	Label design on packaging		X		
Sponsorship advertising of events			X		Ingredient/constituent information on package label	X			
Brand stretching			X		Amount of tar		X		
Sales to minors	X				Amount of nicotine		X		
Sales by minors				X	Amount of other ingredients/constituents		X		
Place of sales				X	Product constituents as confidential information				X
Vending machines	X				Product constituents as public information				X
Free products	X				Constituent disclosure by brand				X
Single cigarette sales				X	Constituent disclosure in the aggregate				X
Misleading information on packaging				X					
Smoking in government buildings (incl. worksites)		X			<b>Other Provisions</b>	<b>Yes</b>	<b>No</b>	<b>Unknown</b>	
Smoking in private worksites			X		National tobacco control committee	X			
Smoking in educational facilities	X				Tobacco control education/promotion	X			
Smoking in health care facilities	X				Anti-smuggling provisions			X	
Smoking on buses	X				Litigation enabling provisions			X	
Smoking on trains	X								
Smoking in taxis	X								
Smoking on ferries	X								
Smoking on domestic air flights			X						
Smoking on international air flights			X						
Smoking in restaurants		X							
Smoking in nightclubs and bars				X					
Smoking in other public places		X							

Refer to Appendix B for more information about national tobacco control provisions.

	Population (millions)			
	1995	2000	2025	2050
All adults, ages 15+	8.410	8.585	8.545	7.287
Female adults	4.374	4.454	4.433	3.795
All youth, ages 0-14	1.921	1.686	1.182	1.143
Female youth	0.937	0.822	0.576	0.557

Source: United Nations Population Division, World Population Prospects 1950-2050 (2000 revision)

Real GDP per capita (PPP), US Dollars	
1975	11980
1980	14167
1985	14928
1990	16192
1995	12650
2000	13333

Source: World Health Report 2002

## SMOKING PREVALENCE

Adult (15-64 Year Olds), 2000		Youth (15-16 Year Olds), 1999		Physicians, 1998	
Males	36.2	Males	39	Males	26
Females	22	Females	34	Females	21
Overall	29.1	Overall	36		

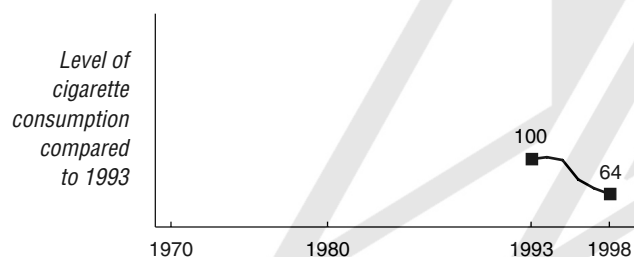
Adult: Daily or occasional smokers; National Institute of Public Health survey on smoking prevalence 2000. Reported in World Health Organization. (2002). *European Country Profiles on Tobacco Control, 2001*. Copenhagen: WHO Regional Office for Europe.

Youth: Lifetime use of cigarettes, 40 times or more; Hibbell, B., Andersson, B., Ahlström, S., Balakireva, O., Bjarnson, T., Kokkevi, A. and Morgan, M. (2000). *The 1999 ESPAD (European School Survey Project on Alcohol and Drugs) Report*. Stockholm: The Swedish Council for Information on Alcohol and Other Drugs. Available at URL: [http://www.can.se/in\\_english/pdf/espasummary.pdf](http://www.can.se/in_english/pdf/espasummary.pdf).

Health professional: Daily and occasional smoking among physicians all over the country; Information provided by Eva Kralikova of the European Medical Association (Czech Committee).

## TOBACCO ECONOMY

### Annual per capita Consumption, Three Year Moving Average, 1993 = 100



### Annual Cigarette Consumption

Year	Per capita Consumption (cigarette sticks)	Total Consumption (millions of cigarette sticks)
1970	-	-
1980	-	-
1990	-	-
1995	2457	20663
1998	1800	15346

### Annual Tobacco Trade and Agriculture Statistics

	Unit of Measurement	1970	1980	1990	1995	2000
Cigarette imports	sticks in millions	-	-	-	6688	2728
Cigarette exports	sticks in millions	-	-	-	8025	8718
Tobacco leaf imports	metric tons	-	-	-	16909	14561
Tobacco leaf exports (% of total exports)	metric tons (%)	- (-)	- (-)	- (-)	1 (0.00%)	353 (0.00%)
Cigarette production	sticks in millions	-	14805	18119	22000	-
Tobacco leaf production	metric tons	-	-	-	-	-
Land devoted to tobacco growing (% of agricultural land)	hectares (%)	- (-)	- (-)	- (-)	- (-)	- (-)
Employment in tobacco manufacturing	people	-	-	2000	-	-

### Retail Price of 20 Cigarettes with Tax

Type	US \$	Local
Domestic brand	\$1.31	40.00
Foreign brand	\$1.71	52.00

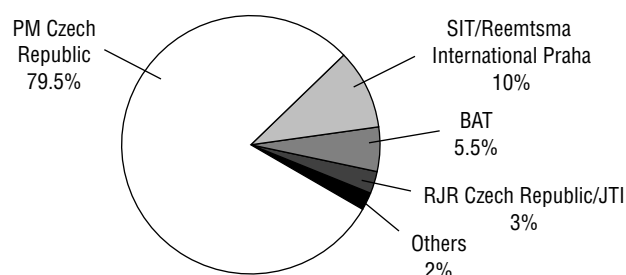
Source: EIU, September 2002

### Cigarette Taxes and Duties

Excise tax	360 LCU/1000 cigs
Excise tax	22%
Sales tax	22%

Source: ERC

### Market Share by Cigarette Manufacturer, 2000



Source: ERC

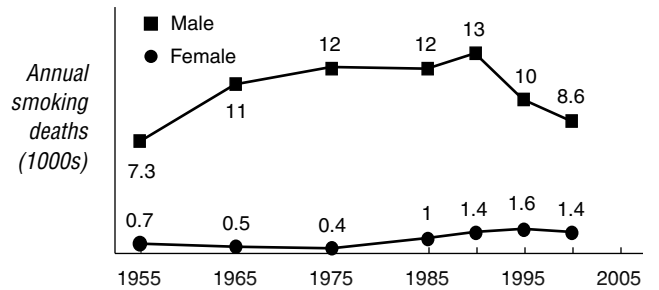
## SMOKING-ATTRIBUTED DISEASE IMPACT

Numbers of Deaths Attributed to Smoking/Total Deaths (thousands), 2000

Cause	Males (by age)			Females (by age)		
	0-34	35-69	70+	0-34	35-69	70+
Lung cancer	-/0.0	2.6/2.8	1.6/1.7	-/0.0	0.4/0.6	0.4/0.6
All cancer	-/0.2	4.2/8.3	2.4/7.4	-/0.1	0.6/5.2	0.6/7.3
Vascular	-/0.1	3.2/8.8	2.2/18	-/0.1	0.5/3.8	1.2/28
Respiratory	-/0.1	0.6/0.9	0.7/1.6	-/0.0	0.1/0.4	0.3/1.9
All other	-/1.6	0.7/5.2	0.2/3.1	-/0.6	0.2/2.1	0.2/4.7
All causes	-/2.0	8.6/23	5.6/30	-/0.8	1.4/12	2.3/42

Source: Peto, Lopez, et al., 1992, 1994 (update 2003)

Smoking-Attributed Numbers of Deaths per Year, Ages 35-69 Only



## INFRASTRUCTURE FOR TOBACCO CONTROL

National Tobacco Control Provisions

Tobacco Bans and Restrictions	Not				Tobacco Requirements and Regulations	Not			
	Banned	Restricted	Regulated	Unknown		Required	Regulated	Regulated	Unknown
Advertising in certain media		X			Advertising health warnings/messages	X			
Advertising to certain audiences	X				Age verification for sales	X			
Advertising in certain locations			X		Manufacturing licensure	X			
Advertisement content or design		X			Package health warning/message	X			
Sponsorship or promotion for certain audiences			X		Label design on packaging		X		
Sponsorship advertising of events			X		Ingredient/constituent information on package label			X	
Brand stretching			X		Amount of tar		X		
Sales to minors	X				Amount of nicotine		X		
Sales by minors			X		Amount of other ingredients/constituents		X		
Place of sales			X		Product constituents as confidential information			X	
Vending machines		X			Product constituents as public information			X	
Free products			X		Constituent disclosure by brand			X	
Single cigarette sales	X				Constituent disclosure in the aggregate			X	
Misleading information on packaging	X								
Smoking in government buildings (incl. worksites)	X				<b>Other Provisions</b>	<b>Yes</b>	<b>No</b>	<b>Unknown</b>	
Smoking in private worksites	X				National tobacco control committee		X		
Smoking in educational facilities	X				Tobacco control education/promotion	X			
Smoking in health care facilities	X				Anti-smuggling provisions	X			
Smoking on buses	X				Litigation enabling provisions		X		
Smoking on trains		X							
Smoking in taxis	X								
Smoking on ferries	X								
Smoking on domestic air flights	X								
Smoking on international air flights	X								
Smoking in restaurants		X							
Smoking in nightclubs and bars		X							
Smoking in other public places		X							

Refer to Appendix B for more information about national tobacco control provisions.

	Population (millions)			
	1995	2000	2025	2050
All adults, ages 15+	15.575	16.367	20.234	22.529
Female adults	7.776	8.205	10.232	11.454
All youth, ages 0-14	5.798	5.902	5.638	5.509
Female youth	2.831	2.885	2.747	2.683

Source: United Nations Population Division, World Population Prospects 1950-2050 (2000 revision)

Real GDP per capita (PPP), US Dollars	
1975	429
1980	546
1985	686
1990	951
1995	1176
2000	1128

Source: World Health Report 2002

## SMOKING PREVALENCE

Adult		Youth		Health Professionals	
All adults, 1985	42	Males	-	Males	-
All adults, 2000	42	Females	-	Females	-
		Overall	-	Overall	-

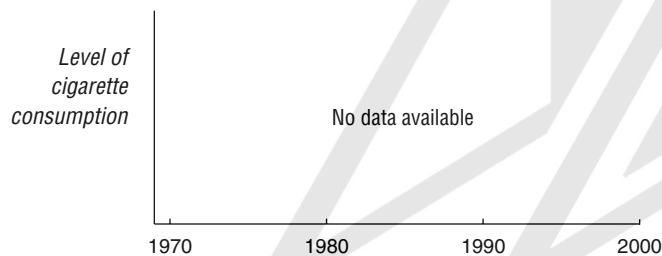
Adult: Current smoking in 1985, albeit very few women; World Health Organization. (1997). *Tobacco or health: a global status report*. Geneva: WHO. Estimation of smoking in 2000; ERC Statistics International. (2001). *The World Cigarette Market*. Suffolk, Great Britain.

Youth: No data available

Health professional: No data available

## TOBACCO ECONOMY

### Annual per capita Consumption, Three Year Moving Average



### Annual Cigarette Consumption

Year	Per capita Consumption (cigarette sticks)	Total Consumption (millions of cigarette sticks)
1970	-	-
1980	-	-
1990	-	-
1995	-	-
2000	-	-

### Annual Tobacco Trade and Agriculture Statistics

	Unit of Measurement	1970	1980	1990	1995	2000
Cigarette imports	sticks in millions	-	-	200	312	760
Cigarette exports	sticks in millions	-	-	10	3	25
Tobacco leaf imports	metric tons	-	-	200	141	390
Tobacco leaf exports (% of total exports)	metric tons (%)	5000 (-)	1900 (-)	20 (-)	5000 (-)	1000 (-)
Cigarette production	sticks in millions	-	-	-	-	-
Tobacco leaf production	metric tons	40000	45000	65000	60000	63000
Land devoted to tobacco growing (% of agricultural land)	hectares (%)	33000 (1.79%)	36000 (1.85%)	40000 (1.95%)	42000 (2.05%)	44000 (2.15%)
Employment in tobacco manufacturing	people	-	-	-	-	-

### Retail Price of 20 Cigarettes with Tax

Type	US \$	Local
Domestic brand	-	-
Foreign brand	-	-

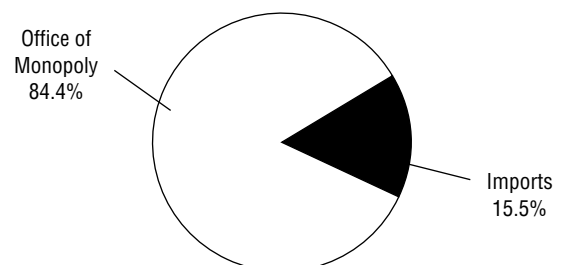
Source: No data available

### Cigarette Taxes and Duties

Excise tax	-
Sales tax	-
Import duty	-

Source: No data available

### Market Share by Cigarette Manufacturer, 2001



Source: TMA



## SMOKING-RELATED DISEASE IMPACT

**Mortality from Cancer, Respiratory and Circulatory Disease, 2000**  
Numbers of deaths/World age-standardized mortality rate per 100,000 population

Disease	Male		Female		Ages	Disease	Male		Female		Ages
	Number	Rate	Number	Rate			Number	Rate	Number	Rate	
Trachea, lung, and bronchus cancer	2935	150.9	1003	34.7	45+	Ischemic heart disease	-	-	-	-	
Lip, oral cavity, and pharynx cancer	171	8.1	48	1.7	45+	Stroke	-	-	-	-	
Respiratory disease	-	-	-	-		Other diseases of the circulatory system	-	-	-	-	
						All causes	-	-	-	-	

Source: Ferlay, J., Bray, F., Pisani, P. and Parkin, D.M. (2001). *GLOBOCAN 2000: Cancer Incidence, Mortality and Prevalence Worldwide, Version 1.0*. [CD-ROM]. IARC CancerBase No. 5. Lyon: IARC Press. Available at URL: <http://www-dep.iarc.fr/globocan/globocan.html>

## INFRASTRUCTURE FOR TOBACCO CONTROL

### National Tobacco Control Provisions

Tobacco Bans and Restrictions	Not				Tobacco Requirements and Regulations	Not			
	Banned	Restricted	Regulated	Unknown		Required	Regulated	Regulated	Unknown
Advertising in certain media	X				Advertising health warnings/messages				X
Advertising to certain audiences				X	Age verification for sales				X
Advertising in certain locations		X			Manufacturing licensure				X
Advertisement content or design				X	Package health warning/message			X	
Sponsorship or promotion for certain audiences				X	Label design on packaging				X
Sponsorship advertising of events				X	Ingredient/constituent information on package label			X	
Brand stretching				X	Amount of tar				X
Sales to minors				X	Amount of nicotine				X
Sales by minors				X	Amount of other ingredients/constituents				X
Place of sales				X	Product constituents as confidential information				X
Vending machines				X	Product constituents as public information				X
Free products				X	Constituent disclosure by brand				X
Single cigarette sales				X	Constituent disclosure in the aggregate				X
Misleading information on packaging				X					
Smoking in government buildings (incl. worksites)				X	<b>Other Provisions</b>	<b>Yes</b>	<b>No</b>	<b>Unknown</b>	
Smoking in private worksites				X	National tobacco control committee	X			
Smoking in educational facilities				X	Tobacco control education/promotion			X	
Smoking in health care facilities				X	Anti-smuggling provisions			X	
Smoking on buses				X	Litigation enabling provisions			X	
Smoking on trains				X					
Smoking in taxis				X					
Smoking on ferries				X					
Smoking on domestic air flights				X					
Smoking on international air flights				X					
Smoking in restaurants	X								
Smoking in nightclubs and bars				X					
Smoking in other public places				X					

Refer to Appendix B for more information about national tobacco control provisions.

Population (millions)

	1995	2000	2025	2050
All adults, ages 15+	23.730	26.102	62.907	139.021
Female adults	12.151	13.327	31.596	69.501
All youth, ages 0-14	21.103	24.846	51.969	64.506
Female youth	10.521	12.376	25.749	31.895

Source: United Nations Population Division, World Population Prospects 1950-2050 (2000 revision)

Real GDP per capita (PPP), US Dollars

1975	2726
1980	1925
1985	1700
1990	1585
1995	846
2000	720

Source: World Health Report 2002

SMOKING PREVALENCE

Adult (15 Years & Older), 1998

Females	5.5
All adults	23.6

Young Adults (15-30 Year Olds), 1998

Youth, 15-20 years old	12.1
Young adults, 21-30 years old	9.5

Health Professionals

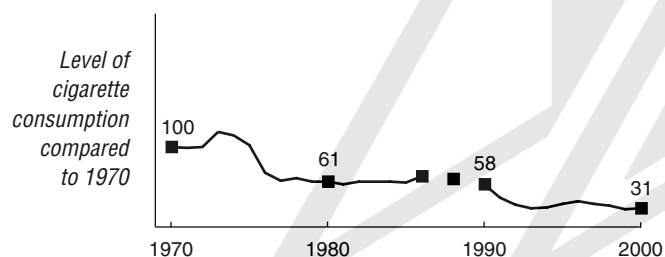
Males	-
Females	-
Overall	-

Adult and Youth: Active tobacco smoking ("do you consume tobacco") in Kinshasa City; Abraham, M.B., Nkiabungu, D. and Mandefu, W. (1998). *Rapport sur l'analyse de la situation actuelle du tabagisme en Republique Democratique du Congo*. Organisation Mondiale de la Sante.

Health professional: No data available

TOBACCO ECONOMY

Annual per capita Consumption, Three Year Moving Average, 1970 = 100



Annual Cigarette Consumption

Year	Per capita Consumption (cigarette sticks)	Total Consumption (millions of cigarette sticks)
1970	334	3809
1980	188	2739
1990	184	3600
1995	137	3240
2000	105	2730

Annual Tobacco Trade and Agriculture Statistics

	Unit of Measurement	1970	1980	1990	1995	2000
Cigarette imports	sticks in millions	56	-	-	-	630
Cigarette exports	sticks in millions	-	-	-	-	-
Tobacco leaf imports	metric tons	3636	519	400	1196	1000
Tobacco leaf exports (% of total exports)	metric tons (%)	11 (0.00%)	- (-)	150 (-)	1400 (-)	200 (-)
Cigarette production	sticks in millions	3753	2739	3600	3240	2100
Tobacco leaf production	metric tons	5500	7400	2900	3339	3820
Land devoted to tobacco growing (% of agricultural land)	hectares (%)	11500 (0.05%)	15400 (0.07%)	5590 (0.02%)	7200 (0.03%)	7700 (0.03%)
Employment in tobacco manufacturing	people	1200	-	-	-	-

Retail Price of 20 Cigarettes with Tax

Type	US \$	Local
Domestic brand	-	-
Foreign brand	-	-

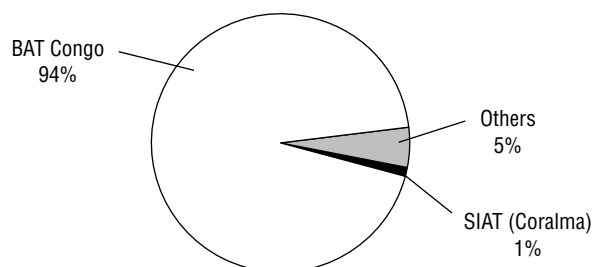
Source: No data available

Cigarette Taxes and Duties

Excise tax	-
Sales tax	-
Import duty	-

Source: No data available

Market Share by Cigarette Manufacturer, 2000



Source: ERC

## SMOKING-RELATED DISEASE IMPACT

**Mortality from Cancer, Respiratory and Circulatory Disease, 2000**  
Numbers of deaths/World age-standardized mortality rate per 100,000 population

Disease	Male		Female		Ages	Disease	Male		Female		Ages
	Number	Rate	Number	Rate			Number	Rate	Number	Rate	
Trachea, lung, and bronchus cancer	421	14.8	60	1.8	45+	Ischemic heart disease	-	-	-	-	
Lip, oral cavity, and pharynx cancer	205	7.1	123	3.6	45+	Stroke	-	-	-	-	
Respiratory disease	-	-	-	-		Other diseases of the circulatory system	-	-	-	-	
						All causes	-	-	-	-	

Source: Ferlay, J., Bray, F., Pisani, P. and Parkin, D.M. (2001). *GLOBOCAN 2000: Cancer Incidence, Mortality and Prevalence Worldwide, Version 1.0*. [CD-ROM]. IARC CancerBase No. 5. Lyon: IARC Press. Available at URL: <http://www-dep.iarc.fr/globocan/globocan.html>

## INFRASTRUCTURE FOR TOBACCO CONTROL

### National Tobacco Control Provisions

Tobacco Bans and Restrictions	Not				Tobacco Requirements and Regulations	Not			
	Banned	Restricted	Regulated	Unknown		Required	Regulated	Regulated	Unknown
Advertising in certain media				X	Advertising health warnings/messages				X
Advertising to certain audiences				X	Age verification for sales				X
Advertising in certain locations				X	Manufacturing licensure				X
Advertisement content or design				X	Package health warning/message			X	
Sponsorship or promotion for certain audiences				X	Label design on packaging				X
Sponsorship advertising of events				X	Ingredient/constituent information on package label				X
Brand stretching				X	Amount of tar				X
Sales to minors				X	Amount of nicotine				X
Sales by minors				X	Amount of other ingredients/constituents				X
Place of sales				X	Product constituents as confidential information				X
Vending machines				X	Product constituents as public information				X
Free products				X	Constituent disclosure by brand				X
Single cigarette sales				X	Constituent disclosure in the aggregate				X
Misleading information on packaging				X					
Smoking in government buildings (incl. worksites)				X	<b>Other Provisions</b>	<b>Yes</b>	<b>No</b>	<b>Unknown</b>	
Smoking in private worksites				X	National tobacco control committee			X	
Smoking in educational facilities				X	Tobacco control education/promotion			X	
Smoking in health care facilities				X	Anti-smuggling provisions			X	
Smoking on buses				X	Litigation enabling provisions			X	
Smoking on trains				X					
Smoking in taxis				X					
Smoking on ferries				X					
Smoking on domestic air flights			X						
Smoking on international air flights			X						
Smoking in restaurants				X					
Smoking in nightclubs and bars				X					
Smoking in other public places				X					

Refer to Appendix B for more information about national tobacco control provisions.

## Population (millions)

	1995	2000	2025	2050
All adults, ages 15+	4.320	4.349	4.571	4.310
Female adults	2.205	2.215	2.322	2.201
All youth, ages 0-14	0.907	0.971	0.788	0.770
Female youth	0.443	0.473	0.383	0.374

Source: United Nations Population Division, World Population Prospects 1950-2050 (2000 revision)

## Real GDP per capita (PPP), US Dollars

	1975	15548
	1980	17381
	1985	19843
	1990	21067
	1995	23518
	2000	26541

Source: World Health Report 2002

## SMOKING PREVALENCE

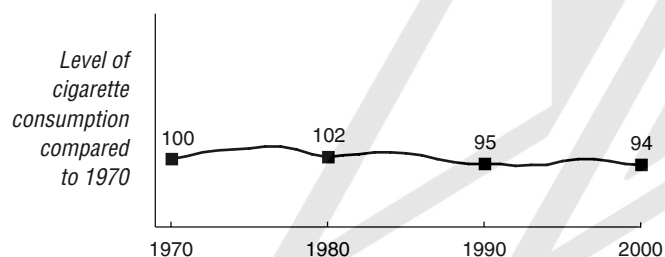
Adult (15 Years & Older), 2000		Youth (15-16 Year Olds), 1999		Physicians, 1996	
Males	32	Males	31	Males	29
Females	29	Females	32	Females	20
Overall	30	Overall	32		

Adult: Daily smokers; WHO Health for All Database. Reported in World Health Organization. (2002). *European Country Profiles on Tobacco Control, 2001*. Copenhagen: WHO Regional Office for Europe.Youth: Lifetime use of cigarettes, 40 times or more; Hibbell, B., Andersson, B., Ahlström, S., Balakireva, O., Bjarnson, T., Kokkevi, A. and Morgan, M. (2000). *The 1999 ESPAD (European School Survey Project on Alcohol and Drugs) Report*. Stockholm: The Swedish Council for Information on Alcohol and Other Drugs. Available at URL: [http://www.can.se/in\\_english/pdf/espadsurvey.pdf](http://www.can.se/in_english/pdf/espadsurvey.pdf).

Health professional: Smoking on the day prior to the survey ("Did you smoke yesterday?") measured by a Gallup Institute survey; Information provided by Ulla Skovgaard Danielsen of the Danish Council on Smoking and Health.

## TOBACCO ECONOMY

## Annual per capita Consumption, Three Year Moving Average, 1970 = 100



## Annual Cigarette Consumption

Year	Per capita Consumption (cigarette sticks)	Total Consumption (millions of cigarette sticks)
1970	1937	7324
1980	1972	7997
1990	1860	7931
1995	1913	8266
2000	1856	8072

## Annual Tobacco Trade and Agriculture Statistics

	Unit of Measurement	1970	1980	1990	1995	2000
Cigarette imports	sticks in millions	792	173	178	710	854
Cigarette exports	sticks in millions	1766	1566	3634	4346	4195
Tobacco leaf imports	metric tons	16784	8570	17149	15625	16355
Tobacco leaf exports (% of total exports)	metric tons (%)	244 (0.01%)	1309 (0.01%)	763 (0.02%)	731 (0.02%)	1893 (0.03%)
Cigarette production	sticks in millions	8298	9390	11387	11902	11413
Tobacco leaf production	metric tons	-	-	-	-	-
Land devoted to tobacco growing (% of agricultural land)	hectares (%)	- (-)	- (-)	- (-)	- (-)	- (-)
Employment in tobacco manufacturing	people	5800	3000	2047	1472	-

## Retail Price of 20 Cigarettes with Tax

Type	US \$	Local
Domestic brand	\$4.48	33.50
Foreign brand	\$4.48	33.50

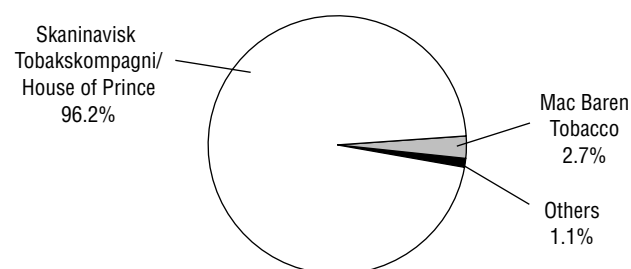
Source: EIU, September 2002

## Cigarette Taxes and Duties

Excise tax	606.8 LCU/1000 cigs
Excise tax	21.22% of retail price
Sales tax	25%

Source: ERC

## Market Share by Cigarette Manufacturer, 2000



Source: ERC

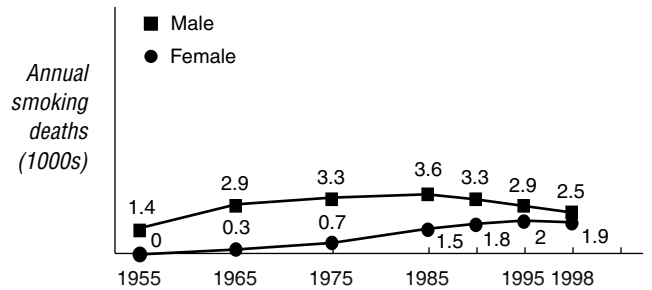
## SMOKING-ATTRIBUTED DISEASE IMPACT

Numbers of Deaths Attributed to Smoking/Total Deaths (thousands), 1998

Cause	Males (by age)			Females (by age)		
	0-34	35-69	70+	0-34	35-69	70+
Lung cancer	-/0.0	0.8/0.8	1.0/1.1	-/0.0	0.6/0.7	0.6/0.7
All cancer	-/0.1	1.2/3.0	1.6/4.6	-/0.1	0.8/2.9	0.8/4.5
Vascular	-/0.0	0.6/2.5	1.0/7.9	-/0.0	0.3/1.1	1.1/9.8
Respiratory	-/0.0	0.3/0.5	1.1/2.0	-/0.0	0.4/0.6	1.1/2.1
All other	-/0.7	0.4/3.2	0.4/4.2	-/0.3	0.3/1.7	0.6/6.2
All causes	-/0.9	2.5/9.2	4.0/19	-/0.4	1.9/6.2	3.6/23

Source: Peto, Lopez, et al., 1992, 1994 (update 2003)

Smoking-Attributed Numbers of Deaths per Year, Ages 35-69 Only



## INFRASTRUCTURE FOR TOBACCO CONTROL

National Tobacco Control Provisions

Tobacco Bans and Restrictions	Not				Tobacco Requirements and Regulations	Not			
	Banned	Restricted	Regulated	Unknown		Required	Regulated	Regulated	Unknown
Advertising in certain media	X				Advertising health warnings/messages	N/A			
Advertising to certain audiences	X				Age verification for sales				X
Advertising in certain locations	X				Manufacturing licensure			X	
Advertisement content or design	N/A				Package health warning/message	X			
Sponsorship or promotion for certain audiences	X				Label design on packaging		X		
Sponsorship advertising of events	X				Ingredient/constituent information on package label			X	
Brand stretching		X			Amount of tar		X		
Sales to minors			X		Amount of nicotine		X		
Sales by minors				X	Amount of other ingredients/constituents				X
Place of sales				X	Product constituents as confidential information				X
Vending machines			X		Product constituents as public information				X
Free products	X				Constituent disclosure by brand				X
Single cigarette sales	X				Constituent disclosure in the aggregate				X
Misleading information on packaging				X					
Smoking in government buildings (incl. worksites)		X							
Smoking in private worksites		X							
Smoking in educational facilities		X							
Smoking in health care facilities		X							
Smoking on buses		X							
Smoking on trains		X							
Smoking in taxis			X						
Smoking on ferries			X						
Smoking on domestic air flights			X						
Smoking on international air flights			X						
Smoking in restaurants			X						
Smoking in nightclubs and bars			X						
Smoking in other public places		X							

Other Provisions	Yes	No	Unknown
National tobacco control committee	X		
Tobacco control education/promotion			X
Anti-smuggling provisions			X
Litigation enabling provisions		X	

Refer to Appendix B for more information about national tobacco control provisions.

## Population (millions)

	1995	2000	2025	2050
All adults, ages 15+	0.300	0.359	0.475	0.768
Female adults	0.169	0.199	0.248	0.383
All youth, ages 0-14	0.245	0.273	0.326	0.300
Female youth	0.122	0.136	0.161	0.148

Source: United Nations Population Division, World Population Prospects 1950-2050 (2000 revision)

## Real GDP per capita (PPP), US Dollars

	1975	1980	1985	1990	1995	2000
	3141	1994	1780	1510	1348	1197

Source: World Health Report 2002

## SMOKING PREVALENCE

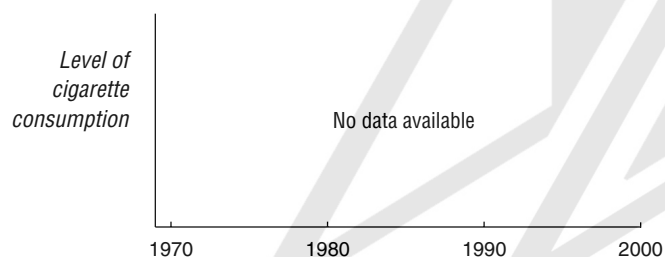
Adult (13 Years & Older)		Youth (15-19 Year Olds), 1995		Health Professionals	
Males	75	Males	47.4	Males	-
Females	10			Females	-
				Overall	-

Adult: Estimated current cigarette, cigar, pipe, shisha and/or toombak smoking; prevalence figures not derived from survey; estimates made by Dr. Abdillahi Hassan Hersi of the Ministry of Health in the unpublished report *Tobacco Related Problems in Djibouti*, submitted 04 July 1999.Youth: Smoking data from a survey on nutritional status; Reported in *Country Profiles on Tobacco Control in the Eastern Mediterranean Region*. Available at URL: <http://www.emro.who.int/TFI/CountryProfile.htm>.

Health professional: No data available

## TOBACCO ECONOMY

## Annual per capita Consumption, Three Year Moving Average



## Annual Cigarette Consumption

Year	Per capita Consumption (cigarette sticks)	Total Consumption (millions of cigarette sticks)
1970	-	-
1980	-	-
1990	-	-
1995	-	-
2000	-	-

## Annual Tobacco Trade and Agriculture Statistics

	Unit of Measurement	1970	1980	1990	1995	2000
Cigarette imports	sticks in millions	921	1102	492	-	-
Cigarette exports	sticks in millions	-	-	-	-	-
Tobacco leaf imports	metric tons	-	108	154	150	80
Tobacco leaf exports (% of total exports)	metric tons (%)	- (-)	- (-)	- (-)	- (-)	- (-)
Cigarette production	sticks in millions	-	-	-	-	-
Tobacco leaf production	metric tons	-	-	-	-	-
Land devoted to tobacco growing (% of agricultural land)	hectares (%)	- (-)	- (-)	- (-)	- (-)	- (-)
Employment in tobacco manufacturing	people	-	-	-	-	-

## Retail Price of 20 Cigarettes with Tax

Type	US \$	Local
Domestic brand	-	-
Foreign brand	-	-

Source: No data available

## Cigarette Taxes and Duties

Excise tax	-
Sales tax	-
Import duty	-

Source: No data available

## Market Share by Cigarette Manufacturer



## SMOKING-RELATED DISEASE IMPACT

**Mortality from Cancer, Respiratory and Circulatory Disease, 2000**  
Numbers of deaths/World age-standardized mortality rate per 100,000 population

Disease	Male		Female		Ages	Disease	Male		Female		Ages
	Number	Rate	Number	Rate			Number	Rate	Number	Rate	
Trachea, lung, and bronchus cancer	5	9.4	4	7.1	45+	Ischemic heart disease	-	-	-	-	
Lip, oral cavity, and pharynx cancer	10	23.4	8	15.6	45+	Stroke	-	-	-	-	
Respiratory disease	-	-	-	-		Other diseases of the circulatory system	-	-	-	-	
						All causes	-	-	-	-	

Source: Ferlay, J., Bray, F., Pisani, P. and Parkin, D.M. (2001). *GLOBOCAN 2000: Cancer Incidence, Mortality and Prevalence Worldwide, Version 1.0*. [CD-ROM]. IARC CancerBase No. 5. Lyon: IARC Press. Available at URL: <http://www-dep.iarc.fr/globocan/globocan.html>

## INFRASTRUCTURE FOR TOBACCO CONTROL

### National Tobacco Control Provisions

Tobacco Bans and Restrictions	Not				Tobacco Requirements and Regulations	Not			
	Banned	Restricted	Regulated	Unknown		Required	Regulated	Regulated	Unknown
Advertising in certain media			X		Advertising health warnings/messages				X
Advertising to certain audiences				X	Age verification for sales				X
Advertising in certain locations				X	Manufacturing licensure				X
Advertisement content or design				X	Package health warning/message			X	
Sponsorship or promotion for certain audiences	X				Label design on packaging				X
Sponsorship advertising of events				X	Ingredient/constituent information on package label				X
Brand stretching				X	Amount of tar				X
Sales to minors			X		Amount of nicotine				X
Sales by minors				X	Amount of other ingredients/constituents				X
Place of sales				X	Product constituents as confidential information				X
Vending machines				X	Product constituents as public information				X
Free products				X	Constituent disclosure by brand				X
Single cigarette sales				X	Constituent disclosure in the aggregate				X
Misleading information on packaging				X					
Smoking in government buildings (incl. worksites)				X					
Smoking in private worksites				X					
Smoking in educational facilities	X								
Smoking in health care facilities			X						
Smoking on buses			X						
Smoking on trains			X						
Smoking in taxis			X						
Smoking on ferries			X						
Smoking on domestic air flights				X					
Smoking on international air flights				X					
Smoking in restaurants				X					
Smoking in nightclubs and bars				X					
Smoking in other public places				X					

Other Provisions	Yes	No	Unknown
National tobacco control committee	X		
Tobacco control education/promotion			X
Anti-smuggling provisions			X
Litigation enabling provisions			X

Refer to Appendix B for more information about national tobacco control provisions.

	Population (millions)			
	1995	2000	2025	2050
Total	0.071	0.071	0.070	0.072
Females	0.036	0.036	0.036	0.037
Males	0.035	0.035	0.035	0.036

Source: Food and Agriculture Organization of the United Nations (FAO 2001)

Real GDP per capita (PPP), US Dollars	
1975	2267
1980	2482
1985	3226
1990	4299
1995	4671
2000	5229

Source: World Health Report 2002

## SMOKING PREVALENCE

Adult		Youth, 2000		Health Professionals	
Males	–	Males	23.8	Males	–
Females	–	Females	16.0	Females	–
Overall	–	Overall	19.3	Overall	–

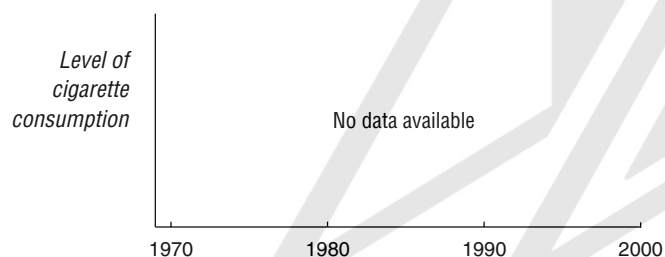
Adult: No data available

Youth: (Males and Females) Currently use any tobacco product, forms 1-4; Global Youth Tobacco Survey Collaborative Group. (2002). *Dominica GYTS Fact Sheet*. Available at URL: [http://www.cdc.gov/Tobacco/global/gyts/GYTS\\_factsheets.htm](http://www.cdc.gov/Tobacco/global/gyts/GYTS_factsheets.htm). (Overall) Currently use any tobacco product, students 13-15 years old; Global Youth Tobacco Survey Collaborative Group. (2002). Special Report: Tobacco use among youth: a cross country comparison. *Tobacco Control 11*: 252-270.

Health professional: No data available

## TOBACCO ECONOMY

### Annual per capita Consumption, Three Year Moving Average



### Annual Cigarette Consumption

Year	Per capita Consumption (cigarette sticks)	Total Consumption (millions of cigarette sticks)
1970	–	–
1980	–	–
1990	–	–
1995	–	–
2000	–	–

### Annual Tobacco Trade and Agriculture Statistics

	Unit of Measurement	1970	1980	1990	1995	2000
Cigarette imports	sticks in millions	5	3	4	19	4
Cigarette exports	sticks in millions	–	–	–	8	6
Tobacco leaf imports	metric tons	43	39	32	34	0
Tobacco leaf exports (% of total exports)	metric tons (%)	– (–)	– (–)	– (–)	1 (0.05%)	– (–)
Cigarette production	sticks in millions	–	33	–	–	–
Tobacco leaf production	metric tons	–	–	–	–	–
Land devoted to tobacco growing (% of agricultural land)	hectares (%)	– (–)	– (–)	– (–)	– (–)	– (–)
Employment in tobacco manufacturing	people	–	–	–	–	–

### Retail Price of 20 Cigarettes with Tax

Type	US \$	Local
Domestic brand	–	–
Foreign brand	–	–

Source: No data available

### Cigarette Taxes and Duties

Excise tax	–
Sales tax	–
Import duty	–

Source: No data available

### Market Share by Cigarette Manufacturer





## SMOKING-RELATED DISEASE IMPACT

**Mortality from Cancer, Respiratory and Circulatory Disease, 1994**  
Numbers of deaths/World age-standardized mortality rate per 100,000 population

Disease	Male		Female		Ages	Disease	Male		Female		Ages
	Number	Rate	Number	Rate			Number	Rate	Number	Rate	
Trachea, lung, and bronchus cancer	5	58.4	0	0.0	35+	Ischemic heart disease	5	51.9	8	58.5	35+
Lip, oral cavity, and pharynx cancer	0	0.0	0	0.0	35+	Stroke	17	185.4	20	144.0	35+
Respiratory disease	2	24.3	4	29.4	35+	Other diseases of the circulatory system	30	369.1	19	134.1	35+
						All causes	207	2335.2	223	1648.2	35+

Source: World Health Organization. (2003). *WHO Mortality Database*. Geneva: WHO.

## INFRASTRUCTURE FOR TOBACCO CONTROL

### National Tobacco Control Provisions

Tobacco Bans and Restrictions	Not				Tobacco Requirements and Regulations	Not			
	Banned	Restricted	Regulated	Unknown		Required	Regulated	Regulated	Unknown
Advertising in certain media		X			Advertising health warnings/messages				X
Advertising to certain audiences				X	Age verification for sales				X
Advertising in certain locations				X	Manufacturing licensure				X
Advertisement content or design				X	Package health warning/message			X	
Sponsorship or promotion for certain audiences				X	Label design on packaging				X
Sponsorship advertising of events				X	Ingredient/constituent information on package label				X
Brand stretching				X	Amount of tar				X
Sales to minors				X	Amount of nicotine				X
Sales by minors				X	Amount of other ingredients/constituents				X
Place of sales				X	Product constituents as confidential information				X
Vending machines				X	Product constituents as public information				X
Free products				X	Constituent disclosure by brand				X
Single cigarette sales				X	Constituent disclosure in the aggregate				X
Misleading information on packaging				X					
Smoking in government buildings (incl. worksites)				X	<b>Other Provisions</b>	<b>Yes</b>	<b>No</b>	<b>Unknown</b>	
Smoking in private worksites				X	National tobacco control committee			X	
Smoking in educational facilities				X	Tobacco control education/promotion			X	
Smoking in health care facilities				X	Anti-smuggling provisions			X	
Smoking on buses				X	Litigation enabling provisions			X	
Smoking on trains				X					
Smoking in taxis				X					
Smoking on ferries				X					
Smoking on domestic air flights				X					
Smoking on international air flights				X					
Smoking in restaurants				X					
Smoking in nightclubs and bars				X					
Smoking in other public places				X					

Refer to Appendix B for more information about national tobacco control provisions.

	Population (millions)			
	1995	2000	2025	2050
All adults, ages 15+	4.892	5.567	8.157	9.453
Female adults	2.405	2.742	4.116	4.829
All youth, ages 0-14	2.805	2.805	2.767	2.506
Female youth	1.376	1.376	1.353	1.224

Source: United Nations Population Division, World Population Prospects 1950-2050 (2000 revision)

Real GDP per capita (PPP), US Dollars	
1975	3312
1980	3791
1985	3686
1990	3865
1995	4357
2000	5596

Source: World Health Report 2002

**SMOKING PREVALENCE**

Adult (20-76 Year Olds), 1993		Youth (15-19 Year Olds), 1986		Physicians, 1986	
Males	24.3	All youth	30	Males	43
Females	17.1			Females	16.9

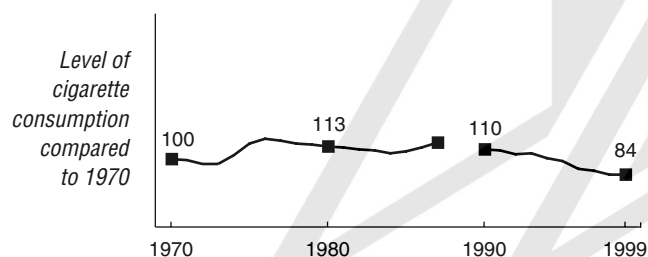
Adult: Current cigarette smoking; Aono, H., Ozawa, H., Bello, M.C., Ito, M. and Saito, I. (1997). Prevalence of risk factors for coronary heart disease among Dominicans in the Dominican Republic: comparison with Japanese and Americans using existing data. *Journal of Epidemiology* 7(4): 238-243.

Youth: Daily smoking among secondary school students in Santo Domingo; Ferraros, J.M., Duran, L.G., Tobio, F.A., and Martinez, C.L. (1987). Tabaquismo y sintomas respiratorios en la poblacion escolar. *Revista Médica Dominicana* 48: 21-25.

Health professional: Current smoking among physicians in Santo Domingo; Pimentel, R.D., Abreu-Mureno, D.R. and Penatoribio, P.I. (1991). Tabaquismo en los medicos de Santo Domingo: efecto sobre la funcion respiratoria y actitud frente al habito de los pacientes. *Boletín CENISMI* 1(8): 59-66.

**TOBACCO ECONOMY**

Annual per capita Consumption, Three Year Moving Average, 1970 = 100



Annual Cigarette Consumption

Year	Per capita Consumption (cigarette sticks)	Total Consumption (millions of cigarette sticks)
1970	919	2139
1980	1028	3380
1990	1046	4550
1995	842	4117
1999	743	4035

Annual Tobacco Trade and Agriculture Statistics

	Unit of Measurement	1970	1980	1990	1995	2000
Cigarette imports	sticks in millions	14	5	15	25	30
Cigarette exports	sticks in millions	-	-	-	-	-
Tobacco leaf imports	metric tons	1100	919	154	-	-
Tobacco leaf exports (% of total exports)	metric tons (%)	19610 (-)	20907 (4.73%)	15058 (-)	8986 (0.66%)	11916 (-)
Cigarette production	sticks in millions	2125	3375	4535	4092	-
Tobacco leaf production	metric tons	22319	37411	18328	19402	17229
Land devoted to tobacco growing (% of agricultural land)	hectares (%)	20234 (0.63%)	30205 (0.86%)	14830 (0.41%)	19383 (0.54%)	13250 (0.36%)
Employment in tobacco manufacturing	people	850	1640	-	-	-

Retail Price of 20 Cigarettes with Tax

Type	US \$	Local
MPPC	\$0.83	14.00

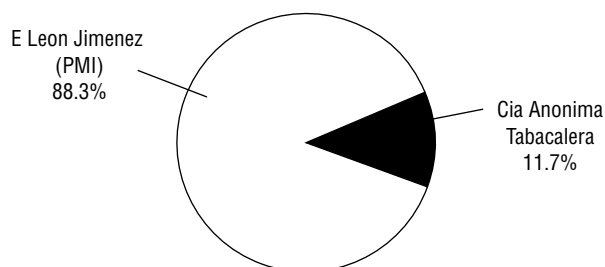
Source: TJI, 2001

Cigarette Taxes and Duties

Excise tax	30%
Sales tax	12%
Import duty	20%
Other import duties	5% of CIF value

Source: ERC

Market Share by Cigarette Manufacturer, 2000



Source: ERC

## SMOKING-RELATED DISEASE IMPACT

**Mortality from Cancer, Respiratory and Circulatory Disease, 1998**  
Numbers of deaths/World age-standardized mortality rate per 100,000 population

Disease	Male		Female		Ages	Disease	Male		Female		Ages
	Number	Rate	Number	Rate			Number	Rate	Number	Rate	
Trachea, lung, and bronchus cancer	214	23.3	127	12.6	35+	Ischemic heart disease	1487	183.3	1068	132.9	35+
Lip, oral cavity, and pharynx cancer	93	10.9	46	5.6	35+	Stroke	1194	153.7	977	122.2	35+
Respiratory disease	138	21.1	88	11.7	35+	Other diseases of the circulatory system	887	132.8	915	125.9	35+
						All causes	21916	2684.3	16824	2008.8	35+

Source: World Health Organization. (2003). *WHO Mortality Database*. Geneva: WHO.

## INFRASTRUCTURE FOR TOBACCO CONTROL

### National Tobacco Control Provisions

Tobacco Bans and Restrictions	Not				Tobacco Requirements and Regulations	Not			
	Banned	Restricted	Regulated	Unknown		Required	Regulated	Regulated	Unknown
Advertising in certain media		X			Advertising health warnings/messages	X			
Advertising to certain audiences			X		Age verification for sales				X
Advertising in certain locations		X			Manufacturing licensure	X			
Advertisement content or design			X		Package health warning/message	X			
Sponsorship or promotion for certain audiences				X	Label design on packaging				X
Sponsorship advertising of events		X			Ingredient/constituent information on package label			X	
Brand stretching		X			Amount of tar			X	
Sales to minors	X				Amount of nicotine			X	
Sales by minors			X		Amount of other ingredients/constituents			X	
Place of sales				X	Product constituents as confidential information				X
Vending machines		X			Product constituents as public information				X
Free products		X			Constituent disclosure by brand				X
Single cigarette sales		X			Constituent disclosure in the aggregate				X
Misleading information on packaging				X					
Smoking in government buildings (incl. worksites)		X							
Smoking in private worksites		X							
Smoking in educational facilities		X							
Smoking in health care facilities		X							
Smoking on buses	X								
Smoking on trains				X					
Smoking in taxis	X								
Smoking on ferries		X							
Smoking on domestic air flights	X								
Smoking on international air flights	X								
Smoking in restaurants		X							
Smoking in nightclubs and bars		X							
Smoking in other public places		X							

Other Provisions	Yes	No	Unknown
National tobacco control committee		X	
Tobacco control education/promotion	X		
Anti-smuggling provisions			X
Litigation enabling provisions			X

Refer to Appendix B for more information about national tobacco control provisions.

Population (millions)

	1995	2000	2025	2050
All adults, ages 15+	7.287	8.368	13.583	16.956
Female adults	3.650	4.193	6.838	8.599
All youth, ages 0-14	4.173	4.278	4.212	4.234
Female youth	2.052	2.102	2.063	2.069

Source: United Nations Population Division, World Population Prospects 1950-2050 (2000 revision)

Real GDP per capita (PPP), US Dollars

1975	2716
1980	3229
1985	3140
1990	3080
1995	3268
2000	3022

Source: World Health Report 2002

SMOKING PREVALENCE

Adult (18 Years & Older), 1991

Males	45.5
Females	17.4
Overall	31.1

Youth, 2001

Males	23.1
Females	15.5
Overall	23.1

Health Professionals

Males	-
Females	-
Overall	-

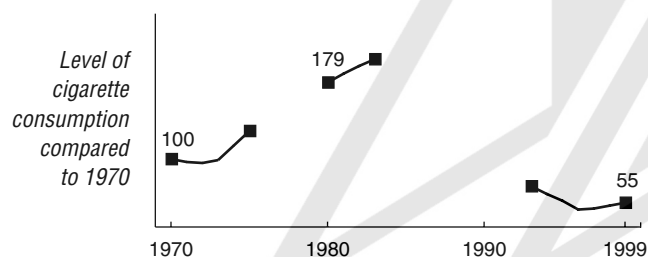
Adult: Current cigarette smoking ("Do you smoke cigarettes now?") in Quito and Guayaquil; Ockene, J.K., Chiriboga, D.E. and Zevallos, J.C. (1996). Smoking in Ecuador: prevalence, knowledge, and attitudes. *Tobacco Control* 5: 121-126.

Youth: Currently use any tobacco product, grades 1-3 in Quito (mostly 13-15 year olds); Global Youth Tobacco Survey Collaborative Group. (2002). *Ecuador- Quito GYTS Fact Sheet*. Available at URL: [http://www.cdc.gov/Tobacco/global/gyts/GYTS\\_factsheets.htm](http://www.cdc.gov/Tobacco/global/gyts/GYTS_factsheets.htm).

Health professional: No data available

TOBACCO ECONOMY

Annual per capita Consumption, Three Year Moving Average, 1970 = 100



Annual Cigarette Consumption

Year	Per capita Consumption (cigarette sticks)	Total Consumption (millions of cigarette sticks)
1970	417	1386
1980	842	3832
1990	-	-
1995	232	1692
1999	271	2209

Annual Tobacco Trade and Agriculture Statistics

	Unit of Measurement	1970	1980	1990	1995	2000
Cigarette imports	sticks in millions	119	-	-	18	55
Cigarette exports	sticks in millions	28	26	443	60	177
Tobacco leaf imports	metric tons	477	1603	2	19	372
Tobacco leaf exports (% of total exports)	metric tons (%)	102 (0.24%)	241 (0.05%)	702 (0.08%)	745 (0.11%)	953 (0.16%)
Cigarette production	sticks in millions	1295	3858	-	1734	-
Tobacco leaf production	metric tons	2160	3277	2553	1625	3461
Land devoted to tobacco growing (% of agricultural land)	hectares (%)	2341 (0.05%)	2293 (0.04%)	1040 (0.01%)	670 (0.01%)	1725 (0.02%)
Employment in tobacco manufacturing	people	233	1191	750	376	-

Retail Price of 20 Cigarettes with Tax

Type	US \$	Local
Domestic brand	\$1.50	1.50
Foreign brand	\$1.90	1.90

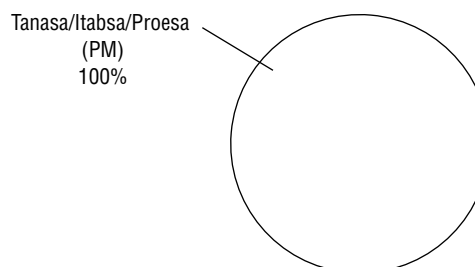
Source: EIU, September 2002

Cigarette Taxes and Duties

Sales tax	12% of duty paid value
Import duty	30%; duty free: Bolivia, Colombia and Venezuela
Other import duties	18.54% (dark tobacco cigs); 77.25% (blonde tobacco cigs)

Source: ERC

Market Share by Cigarette Manufacturer, 2000



Source: Hugo Noboa, OPS Ecuador, PAHO

## SMOKING-RELATED DISEASE IMPACT

**Mortality from Cancer, Respiratory and Circulatory Disease, 2000**  
Numbers of deaths/World age-standardized mortality rate per 100,000 population

Disease	Male		Female		Ages	Disease	Male		Female		Ages
	Number	Rate	Number	Rate			Number	Rate	Number	Rate	
Trachea, lung, and bronchus cancer	283	27.5	153	12.5	35+	Ischemic heart disease	1270	127.0	937	79.4	35+
Lip, oral cavity, and pharynx cancer	48	4.7	20	1.9	35+	Stroke	1414	143.6	1393	117.6	35+
Respiratory disease	455	51.4	266	23.3	35+	Other diseases of the circulatory system	1970	210.1	1984	171.0	35+
						All causes	44238	4283.3	36596	3061.2	35+

Source: World Health Organization. (2003). *WHO Mortality Database*. Geneva: WHO.

## INFRASTRUCTURE FOR TOBACCO CONTROL

### National Tobacco Control Provisions

Tobacco Bans and Restrictions	Not				Tobacco Requirements and Regulations	Not			
	Banned	Restricted	Regulated	Unknown		Required	Regulated	Regulated	Unknown
Advertising in certain media		X			Advertising health warnings/messages	X			
Advertising to certain audiences	X				Age verification for sales				X
Advertising in certain locations		X			Manufacturing licensure			X	
Advertisement content or design		X			Package health warning/message	X			
Sponsorship or promotion for certain audiences				X	Label design on packaging		X		
Sponsorship advertising of events		X			Ingredient/constituent information on package label	X			
Brand stretching		X			Amount of tar			X	
Sales to minors	X				Amount of nicotine			X	
Sales by minors			X		Amount of other ingredients/constituents			X	
Place of sales		X			Product constituents as confidential information				X
Vending machines			X		Product constituents as public information				X
Free products		X			Constituent disclosure by brand				X
Single cigarette sales			X		Constituent disclosure in the aggregate				X
Misleading information on packaging				X					
Smoking in government buildings (incl. worksites)	X				<b>Other Provisions</b>	<b>Yes</b>	<b>No</b>	<b>Unknown</b>	
Smoking in private worksites			X		National tobacco control committee	X			
Smoking in educational facilities		X			Tobacco control education/promotion	X			
Smoking in health care facilities		X			Anti-smuggling provisions			X	
Smoking on buses	X				Litigation enabling provisions	X			
Smoking on trains	X								
Smoking in taxis	X								
Smoking on ferries	X								
Smoking on domestic air flights	X								
Smoking on international air flights	X								
Smoking in restaurants		X							
Smoking in nightclubs and bars			X						
Smoking in other public places		X							

Refer to Appendix B for more information about national tobacco control provisions.

## Population (millions)

	1995	2000	2025	2050
All adults, ages 15+	38.234	43.880	71.906	90.928
Female adults	18.981	21.795	35.811	45.787
All youth, ages 0-14	23.757	24.004	22.871	22.912
Female youth	11.580	11.726	11.198	11.183

Source: United Nations Population Division, World Population Prospects 1950-2050 (2000 revision)

## Real GDP per capita (PPP), US Dollars

Year	Real GDP per capita (PPP), US Dollars
1975	1098
1980	1563
1985	2064
1990	2604
1995	2788
2000	3273

Source: World Health Report 2002

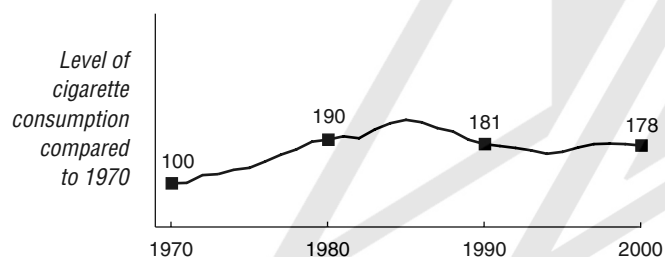
## SMOKING PREVALENCE

Adult (15 Years & Older), 2000		Youth, 2001		Health Professionals	
Males	40	Males	22.8	Physicians	34.4
Females	18	Females	15.8	Nurses	<2.0
Overall	29.1	Overall	19.6		

Adult: Smokers; ERC Statistics International. (2001). *The World Cigarette Market*. Suffolk, Great Britain.Youth: Currently use any tobacco product, students in 1st-3rd prep and 1st and 2nd secondary (mostly 13-15 year olds); Global Youth Tobacco Survey Collaborative Group. (2002). *Egypt GYTS Fact Sheet*. Available at URL: [http://www.cdc.gov/Tobacco/global/gtys/GYTS\\_factsheets.htm](http://www.cdc.gov/Tobacco/global/gtys/GYTS_factsheets.htm).Health professional: (Physicians) Current smoking among male physicians in Ismailia (survey year unknown); Riskalla, Awad and Mishriki. (1993). Cigarette smoking among male physicians in Ismailia City. *Medical Journal of Cairo University* 61(2): 113-118. (Nurses) National estimate for nurses (100% female) provided by Dr. Fatma Hassan of Suez Canal University. (January 15, 2000).

## TOBACCO ECONOMY

## Annual per capita Consumption, Three Year Moving Average, 1970 = 100



## Annual Cigarette Consumption

Year	Per capita Consumption (cigarette sticks)	Total Consumption (millions of cigarette sticks)
1970	581	12027
1980	1387	36704
1990	1180	39854
1995	1110	42436
2000	1208	53000

## Annual Tobacco Trade and Agriculture Statistics

	Unit of Measurement	1970	1980	1990	1995	2000
Cigarette imports	sticks in millions	49	1156	138	11	0
Cigarette exports	sticks in millions	175	22	121	44	-
Tobacco leaf imports	metric tons	13941	24694	48491	48286	60505
Tobacco leaf exports (% of total exports)	metric tons (%)	- (-)	- (-)	102 (0.01%)	- (-)	1 (0.00%)
Cigarette production	sticks in millions	12153	35570	39837	42469	53000
Tobacco leaf production	metric tons	-	-	-	-	-
Land devoted to tobacco growing (% of agricultural land)	hectares (%)	- (-)	- (-)	- (-)	- (-)	- (-)
Employment in tobacco manufacturing	people	13100	15800	17500	18258	-

## Retail Price of 20 Cigarettes with Tax

Type	US \$	Local
Domestic brand	\$1.19	5.50
Foreign brand	\$1.19	5.50

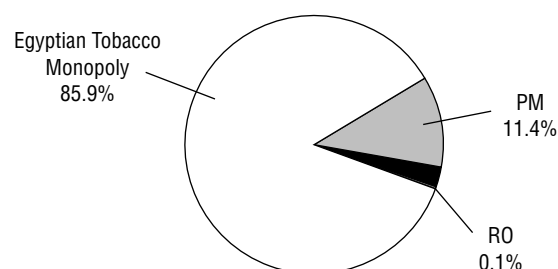
Source: EIU, September 2002

## Cigarette Taxes and Duties

Sales tax	0.925-1.37 LCU/20 cigs
Import duties	85% of CIF value (min 100 LCU/kg)
Other import duties	2-3%

Source: TMA

## Market Share by Cigarette Manufacturer, 2001



Source: Maxwell Report

## SMOKING-RELATED DISEASE IMPACT

**Mortality from Cancer, Respiratory and Circulatory Disease, 2000**  
Numbers of deaths/World age-standardized mortality rate per 100,000 population

Disease	Male		Female		Ages	Disease	Male		Female		Ages
	Number	Rate	Number	Rate			Number	Rate	Number	Rate	
Trachea, lung, and bronchus cancer	904	14.5	348	4.8	35+	Ischemic heart disease	5280	93.1	3833	60.9	35+
Lip, oral cavity, and pharynx cancer	124	2.0	87	1.1	35+	Stroke	13563	253.1	12828	207.9	35+
Respiratory disease	2720	50.4	2061	32.9	35+	Other diseases of the circulatory system	30613	542.6	25199	398.6	35+
						All causes	317812	5665.4	266126	4227.8	35+

Source: World Health Organization. (2003). *WHO Mortality Database*. Geneva: WHO.

## INFRASTRUCTURE FOR TOBACCO CONTROL

### National Tobacco Control Provisions

Tobacco Bans and Restrictions	Not				Tobacco Requirements and Regulations	Not			
	Banned	Restricted	Regulated	Unknown		Required	Regulated	Regulated	Unknown
Advertising in certain media		X			Advertising health warnings/messages	X			
Advertising to certain audiences				X	Age verification for sales				X
Advertising in certain locations		X			Manufacturing licensure				X
Advertisement content or design		X			Package health warning/message	X			
Sponsorship or promotion for certain audiences	X				Label design on packaging		X		
Sponsorship advertising of events	X				Ingredient/constituent information on package label	X			
Brand stretching				X	Amount of tar		X		
Sales to minors			X		Amount of nicotine		X		
Sales by minors				X	Amount of other ingredients/constituents				X
Place of sales				X	Product constituents as confidential information				X
Vending machines				X	Product constituents as public information				X
Free products			X		Constituent disclosure by brand				X
Single cigarette sales				X	Constituent disclosure in the aggregate				X
Misleading information on packaging				X					
Smoking in government buildings (incl. worksites)		X							
Smoking in private worksites		X							
Smoking in educational facilities	X								
Smoking in health care facilities	X								
Smoking on buses	X								
Smoking on trains	X								
Smoking in taxis	X								
Smoking on ferries	X								
Smoking on domestic air flights	X								
Smoking on international air flights				X					
Smoking in restaurants		X							
Smoking in nightclubs and bars				X					
Smoking in other public places		X							

Other Provisions	Yes	No	Unknown
National tobacco control committee	X		
Tobacco control education/promotion			X
Anti-smuggling provisions			X
Litigation enabling provisions			X

Refer to Appendix B for more information about national tobacco control provisions.

	Population (millions)			
	1995	2000	2025	2050
All adults, ages 15+	3.550	4.043	6.673	8.619
Female adults	1.851	2.099	3.425	4.412
All youth, ages 0-14	2.120	2.235	2.302	2.236
Female youth	1.042	1.097	1.126	1.093

Source: United Nations Population Division, World Population Prospects 1950-2050 (2000 revision)

Real GDP per capita (PPP), US Dollars	
1975	4167
1980	3738
1985	3122
1990	3227
1995	3926
2000	4186

Source: World Health Report 2002

**SMOKING PREVALENCE**

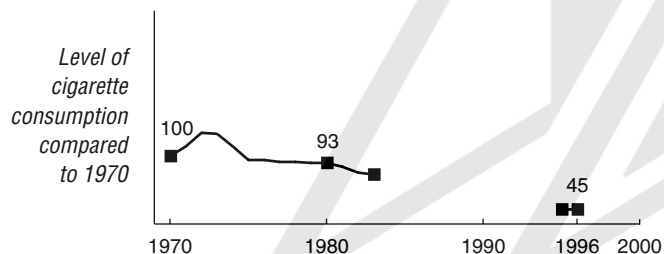
Adult, 2000		Youth (16-18 Year Olds), 2000		Health Professionals	
Males	42.1	16 year olds	23.1	Males	-
Females	14.8	17 year olds	19.6	Females	-
		18 year olds	24.1	Overall	-

Adult and Youth: Comision Salvadoreña Antidrogas (COSA). Informe preliminar Pacardo. Information provided by WHO PAHO Regional Office (April 29, 2003).

Health professional: No data available

**TOBACCO ECONOMY**

Annual per capita Consumption, Three Year Moving Average, 1970 = 100



Annual Cigarette Consumption

Year	Per capita Consumption (cigarette sticks)	Total Consumption (millions of cigarette sticks)
1970	1022	1972
1980	1020	2576
1990	-	-
1995	516	1832
2000	-	-

Annual Tobacco Trade and Agriculture Statistics

	Unit of Measurement	1970	1980	1990	1995	2000
Cigarette imports	sticks in millions	532	20	2	728	1251
Cigarette exports	sticks in millions	1	14	-	597	8
Tobacco leaf imports	metric tons	1103	1023	499	691	357
Tobacco leaf exports (% of total exports)	metric tons (%)	48 (0.02%)	1522 (0.33%)	38 (0.05%)	109 (0.06%)	4 (0.00%)
Cigarette production	sticks in millions	1441	2570	-	1701	-
Tobacco leaf production	metric tons	1130	4025	740	1240	1050
Land devoted to tobacco growing (% of agricultural land)	hectares (%)	650 (0.05%)	2354 (0.17%)	562 (0.04%)	840 (0.05%)	580 (0.04%)
Employment in tobacco manufacturing	people	319	492	-	250	-

Retail Price of 20 Cigarettes with Tax

Type	US \$	Local
MPPC	\$0.99	8.70

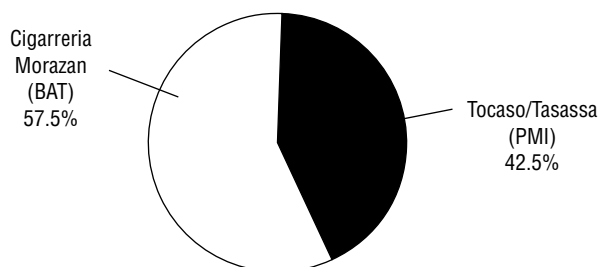
Source: TJI, 2001

Cigarette Taxes and Duties

Excise tax	39% of the retail price
Sales tax	13%
Import duty	30% of CIF value
Imports from CACM countries are duty free	

Source: TMA

Market Share by Cigarette Manufacturer, 2001



Source: Maxwell Report



## SMOKING-RELATED DISEASE IMPACT

**Mortality from Cancer, Respiratory and Circulatory Disease, 1999**  
Numbers of deaths/World age-standardized mortality rate per 100,000 population

Disease	Male		Female		Ages	Disease	Male		Female		Ages
	Number	Rate	Number	Rate			Number	Rate	Number	Rate	
Trachea, lung, and bronchus cancer	60	11.4	66	9.4	35+	Ischemic heart disease	1323	286.2	1287	215.9	35+
Lip, oral cavity, and pharynx cancer	31	6.0	5	0.9	35+	Stroke	490	105.8	481	80.6	35+
Respiratory disease	158	38.2	168	29.0	35+	Other diseases of the circulatory system	667	160.9	755	136.2	35+
						All causes	22754	4591.0	18448	3082.3	35+

Source: World Health Organization. (2003). *WHO Mortality Database*. Geneva: WHO.

## INFRASTRUCTURE FOR TOBACCO CONTROL

### National Tobacco Control Provisions

Tobacco Bans and Restrictions	Not				Tobacco Requirements and Regulations	Not			
	Banned	Restricted	Regulated	Unknown		Required	Regulated	Regulated	Unknown
Advertising in certain media		X			Advertising health warnings/messages			X	
Advertising to certain audiences	X				Age verification for sales			X	
Advertising in certain locations		X			Manufacturing licensure				X
Advertisement content or design				X	Package health warning/message	X			
Sponsorship or promotion for certain audiences				X	Label design on packaging		X		
Sponsorship advertising of events			X		Ingredient/constituent information on package label			X	
Brand stretching			X		Amount of tar			X	
Sales to minors			X		Amount of nicotine			X	
Sales by minors			X		Amount of other ingredients/constituents			X	
Place of sales				X	Product constituents as confidential information				X
Vending machines			X		Product constituents as public information				X
Free products			X		Constituent disclosure by brand				X
Single cigarette sales			X		Constituent disclosure in the aggregate				X
Misleading information on packaging				X					
Smoking in government buildings (incl. worksites)				X	<b>Other Provisions</b>	<b>Yes</b>	<b>No</b>	<b>Unknown</b>	
Smoking in private worksites				X	National tobacco control committee		X		
Smoking in educational facilities				X	Tobacco control education/promotion	X			
Smoking in health care facilities				X	Anti-smuggling provisions			X	
Smoking on buses	X				Litigation enabling provisions		X		
Smoking on trains				X					
Smoking in taxis			X						
Smoking on ferries				X					
Smoking on domestic air flights			X						
Smoking on international air flights		X							
Smoking in restaurants		X							
Smoking in nightclubs and bars			X						
Smoking in other public places	X								

Refer to Appendix B for more information about national tobacco control provisions.

Population (millions)

	1995	2000	2025	2050
All adults, ages 15+	0.227	0.257	0.532	1.004
Female adults	0.117	0.132	0.270	0.507
All youth, ages 0-14	0.172	0.200	0.357	0.375
Female youth	0.086	0.100	0.177	0.186

Source: United Nations Population Division, World Population Prospects 1950-2050 (2000 revision)

Real GDP per capita (PPP), US Dollars

1975	534
1980	900
1985	1020
1990	965
1995	1187
2000	2539

Source: World Health Report 2002

SMOKING PREVALENCE

Adult		Youth		Health Professionals	
Males	-	Males	-	Males	-
Females	-	Females	-	Females	-
Overall	-	Overall	-	Overall	-

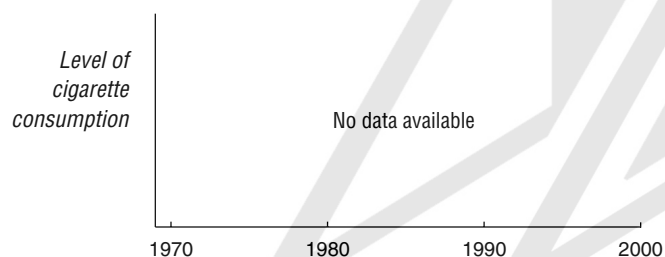
Adult: No data available

Youth: No data available

Health professional: No data available

TOBACCO ECONOMY

Annual per capita Consumption, Three Year Moving Average



Annual Cigarette Consumption

Year	Per capita Consumption (cigarette sticks)	Total Consumption (millions of cigarette sticks)
1970	-	-
1980	-	-
1990	-	-
1995	-	-
2000	-	-

Annual Tobacco Trade and Agriculture Statistics

	Unit of Measurement	1970	1980	1990	1995	2000
Cigarette imports	sticks in millions	-	-	-	-	-
Cigarette exports	sticks in millions	-	-	-	-	-
Tobacco leaf imports	metric tons	-	-	-	-	-
Tobacco leaf exports (% of total exports)	metric tons (%)	- (-)	- (-)	- (-)	- (-)	- (-)
Cigarette production	sticks in millions	-	-	-	-	-
Tobacco leaf production	metric tons	-	-	-	-	-
Land devoted to tobacco growing (% of agricultural land)	hectares (%)	- (-)	- (-)	- (-)	- (-)	- (-)
Employment in tobacco manufacturing	people	-	-	-	-	-

Retail Price of 20 Cigarettes with Tax

Type	US \$	Local
Domestic brand	-	-
Foreign brand	-	-

Source: No data available

Cigarette Taxes and Duties

Excise tax	-
Sales tax	-
Import duty	-

Source: No data available

Market Share by Cigarette Manufacturer



## SMOKING-RELATED DISEASE IMPACT

**Mortality from Cancer, Respiratory and Circulatory Disease, 2000**  
Numbers of deaths/World age-standardized mortality rate per 100,000 population

Disease	Male		Female		Ages	Disease	Male		Female		Ages
	Number	Rate	Number	Rate			Number	Rate	Number	Rate	
Trachea, lung, and bronchus cancer	6	18.7	0	2.2	45+	Ischemic heart disease	-	-	-	-	
Lip, oral cavity, and pharynx cancer	4	15.1	3	7.2	45+	Stroke	-	-	-	-	
Respiratory disease	-	-	-	-		Other diseases of the circulatory system	-	-	-	-	
						All causes	-	-	-	-	

Source: Ferlay, J., Bray, F., Pisani, P. and Parkin, D.M. (2001). *GLOBOCAN 2000: Cancer Incidence, Mortality and Prevalence Worldwide, Version 1.0*. [CD-ROM]. IARC CancerBase No. 5. Lyon: IARC Press. Available at URL: <http://www-dep.iarc.fr/globocan/globocan.html>

## INFRASTRUCTURE FOR TOBACCO CONTROL

### National Tobacco Control Provisions

Tobacco Bans and Restrictions	Not				Tobacco Requirements and Regulations	Not			
	Banned	Restricted	Regulated	Unknown		Required	Regulated	Regulated	Unknown
Advertising in certain media				X	Advertising health warnings/messages				X
Advertising to certain audiences				X	Age verification for sales				X
Advertising in certain locations				X	Manufacturing licensure				X
Advertisement content or design				X	Package health warning/message			X	
Sponsorship or promotion for certain audiences				X	Label design on packaging				X
Sponsorship advertising of events				X	Ingredient/constituent information on package label				X
Brand stretching				X	Amount of tar				X
Sales to minors				X	Amount of nicotine				X
Sales by minors				X	Amount of other ingredients/constituents				X
Place of sales				X	Product constituents as confidential information				X
Vending machines				X	Product constituents as public information				X
Free products				X	Constituent disclosure by brand				X
Single cigarette sales				X	Constituent disclosure in the aggregate				X
Misleading information on packaging				X					
Smoking in government buildings (incl. worksites)				X	<b>Other Provisions</b>	<b>Yes</b>	<b>No</b>	<b>Unknown</b>	
Smoking in private worksites				X	National tobacco control committee			X	
Smoking in educational facilities				X	Tobacco control education/promotion			X	
Smoking in health care facilities				X	Anti-smuggling provisions			X	
Smoking on buses				X	Litigation enabling provisions			X	
Smoking on trains				X					
Smoking in taxis				X					
Smoking on ferries				X					
Smoking on domestic air flights				X					
Smoking on international air flights				X					
Smoking in restaurants				X					
Smoking in nightclubs and bars				X					
Smoking in other public places				X					

Refer to Appendix B for more information about national tobacco control provisions.

	Population (millions)			
	1995	2000	2025	2050
All adults, ages 15+	1.781	2.051	4.419	7.489
Female adults	0.904	1.041	2.222	3.756
All youth, ages 0-14	1.408	1.608	2.644	2.539
Female youth	0.703	0.801	1.309	1.257

Source: United Nations Population Division, World Population Prospects 1950-2050 (2000 revision)

Real GDP per capita (PPP), US Dollars	
1975	387
1980	409
1985	434
1990	455
1995	526
2000	579

Source: World Health Report 2002

## SMOKING PREVALENCE

Adult		Youth		Health Professionals	
Males	-	Males	-	Males	-
Females	-	Females	-	Females	-
Overall	-	Overall	-	Overall	-

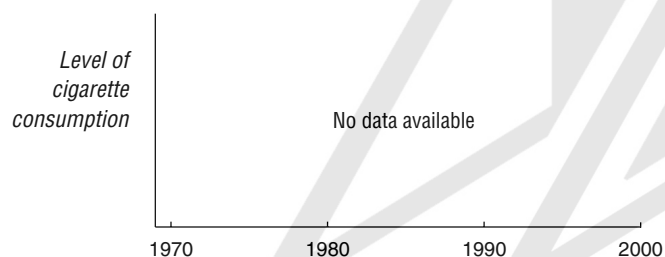
Adult: No data available

Youth: No data available

Health professional: No data available

## TOBACCO ECONOMY

### Annual per capita Consumption, Three Year Moving Average



### Annual Cigarette Consumption

Year	Per capita Consumption (cigarette sticks)	Total Consumption (millions of cigarette sticks)
1970	-	-
1980	-	-
1990	-	-
1995	-	-
2000	-	-

### Annual Tobacco Trade and Agriculture Statistics

	Unit of Measurement	1970	1980	1990	1995	2000
Cigarette imports	sticks in millions	-	-	-	-	-
Cigarette exports	sticks in millions	-	-	-	-	-
Tobacco leaf imports	metric tons	-	-	-	-	-
Tobacco leaf exports (% of total exports)	metric tons (%)	- (-)	- (-)	- (-)	- (-)	- (-)
Cigarette production	sticks in millions	-	-	-	-	-
Tobacco leaf production	metric tons	-	-	-	-	-
Land devoted to tobacco growing (% of agricultural land)	hectares (%)	- (-)	- (-)	- (-)	- (-)	- (-)
Employment in tobacco manufacturing	people	-	-	-	-	-

### Retail Price of 20 Cigarettes with Tax

Type	US \$	Local
Domestic brand	-	-
Foreign brand	-	-

Source: No data available

### Cigarette Taxes and Duties

Excise tax	-
Sales tax	-
Import duty	-

Source: No data available

### Market Share by Cigarette Manufacturer



## SMOKING-RELATED DISEASE IMPACT

**Mortality from Cancer, Respiratory and Circulatory Disease, 2000**  
Numbers of deaths/World age-standardized mortality rate per 100,000 population

Disease	Male		Female		Ages	Disease	Male		Female		Ages
	Number	Rate	Number	Rate			Number	Rate	Number	Rate	
Trachea, lung, and bronchus cancer	21	9.4	18	7.1	45+	Ischemic heart disease	-	-	-	-	
Lip, oral cavity, and pharynx cancer	51	23.4	41	15.6	45+	Stroke	-	-	-	-	
Respiratory disease	-	-	-	-		Other diseases of the circulatory system	-	-	-	-	
						All causes	-	-	-	-	

Source: Ferlay, J., Bray, F., Pisani, P. and Parkin, D.M. (2001). *GLOBOCAN 2000: Cancer Incidence, Mortality and Prevalence Worldwide, Version 1.0*. [CD-ROM]. IARC CancerBase No. 5. Lyon: IARC Press. Available at URL: <http://www-dep.iarc.fr/globocan/globocan.html>

## INFRASTRUCTURE FOR TOBACCO CONTROL

### National Tobacco Control Provisions

Tobacco Bans and Restrictions	Not				Tobacco Requirements and Regulations	Not			
	Banned	Restricted	Regulated	Unknown		Required	Regulated	Regulated	Unknown
Advertising in certain media			X		Advertising health warnings/messages			X	
Advertising to certain audiences			X		Age verification for sales			X	
Advertising in certain locations			X		Manufacturing licensure			X	
Advertisement content or design			X		Package health warning/message			X	
Sponsorship or promotion for certain audiences			X		Label design on packaging			X	
Sponsorship advertising of events			X		Ingredient/constituent information on package label			X	
Brand stretching			X		Amount of tar			X	
Sales to minors			X		Amount of nicotine			X	
Sales by minors			X		Amount of other ingredients/constituents			X	
Place of sales			X		Product constituents as confidential information			X	
Vending machines			X		Product constituents as public information			X	
Free products			X		Constituent disclosure by brand			X	
Single cigarette sales			X		Constituent disclosure in the aggregate			X	
Misleading information on packaging			X						
Smoking in government buildings (incl. worksites)			X		<b>Other Provisions</b>	<b>Yes</b>	<b>No</b>	<b>Unknown</b>	
Smoking in private worksites			X		National tobacco control committee			X	
Smoking in educational facilities			X		Tobacco control education/promotion			X	
Smoking in health care facilities			X		Anti-smuggling provisions			X	
Smoking on buses			X		Litigation enabling provisions			X	
Smoking on trains			X						
Smoking in taxis			X						
Smoking on ferries			X						
Smoking on domestic air flights			X						
Smoking on international air flights			X						
Smoking in restaurants			X						
Smoking in nightclubs and bars			X						
Smoking in other public places			X						

Refer to Appendix B for more information about national tobacco control provisions.

## Population (millions)

	1995	2000	2025	2050
All adults, ages 15+	1.180	1.147	0.913	0.634
Female adults	0.643	0.624	0.492	0.338
All youth, ages 0-14	0.304	0.247	0.148	0.117
Female youth	0.149	0.120	0.072	0.057

Source: United Nations Population Division, World Population Prospects 1950-2050 (2000 revision)

## Real GDP per capita (PPP), US Dollars

	1975	1980	1985	1990	1995	2000
	6261	7708	8505	7643	6574	8516

Source: World Health Report 2002

## SMOKING PREVALENCE

## Adult (16-64 Year Olds), 2000

Males	44
Females	20
Overall	29

## Youth (15-16 Year Olds), 1999

Males	38
Females	18
Overall	27

## Health Professionals

Males	-
Females	-
Overall	-

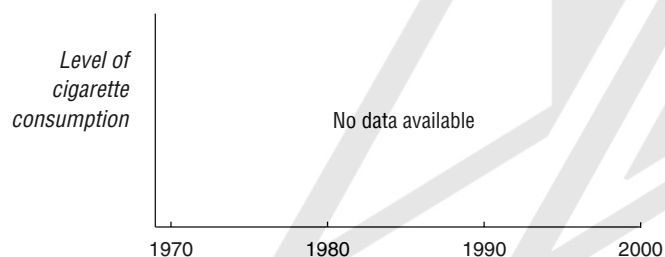
Adult: Daily smokers; Health behaviour among the Estonian adult population (part of the international FinBalt Health Monitor survey – Finland, Estonia, Latvia, Lithuania). Reported in World Health Organization. (2002). *European Country Profiles on Tobacco Control, 2001*. Copenhagen: WHO Regional Office for Europe.

Youth: Lifetime use of cigarettes, 40 times or more; Hibbell, B., Andersson, B., Ahlström, S., Balakireva, O., Bjarnson, T., Kokkevi, A. and Morgan, M. (2000). *The 1999 ESPAD (European School Survey Project on Alcohol and Drugs) Report*. Stockholm: The Swedish Council for Information on Alcohol and Other Drugs. Available at URL: [http://www.can.se/in\\_english/pdf/espasummary.pdf](http://www.can.se/in_english/pdf/espasummary.pdf).

Health professional: No data available

## TOBACCO ECONOMY

## Annual per capita Consumption, Three Year Moving Average



## Annual Cigarette Consumption

Year	Per capita Consumption (cigarette sticks)	Total Consumption (millions of cigarette sticks)
1970	-	-
1980	-	-
1990	-	-
1995	2103	2481
2000	-	-

## Annual Tobacco Trade and Agriculture Statistics

	Unit of Measurement	1970	1980	1990	1995	2000
Cigarette imports	sticks in millions	-	-	-	676	2749
Cigarette exports	sticks in millions	-	-	-	59	65
Tobacco leaf imports	metric tons	-	-	-	1118	21
Tobacco leaf exports (% of total exports)	metric tons (%)	- (-)	- (-)	- (-)	117 (0.01%)	- (-)
Cigarette production	sticks in millions	-	-	4165	1864	-
Tobacco leaf production	metric tons	-	-	-	-	-
Land devoted to tobacco growing (% of agricultural land)	hectares (%)	- (-)	- (-)	- (-)	- (-)	- (-)
Employment in tobacco manufacturing	people	-	-	-	-	-

## Retail Price of 20 Cigarettes with Tax

Type	US \$	Local
MPPC	\$0.88	15.40

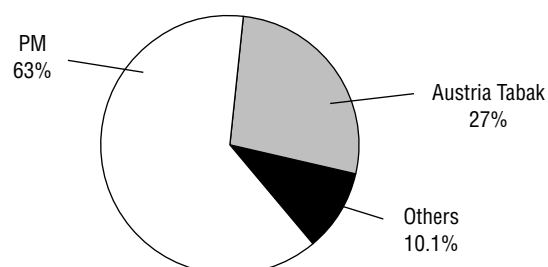
Source: TJI, 2001

## Cigarette Taxes and Duties

Excise tax	3 LCU/pack
Excise tax	21% of retail price
Sales tax	18% of retail price
Imports from Latvia and Lithuania are duty free	

Source: ERC

## Market Share by Cigarette Manufacturer, 2000



Source: ERC

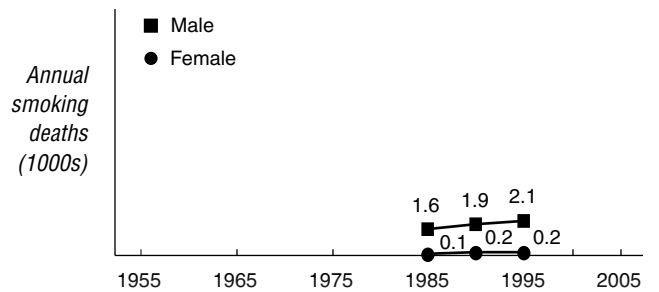
## SMOKING-ATTRIBUTED DISEASE IMPACT

Numbers of Deaths Attributed to Smoking/Total Deaths, 2000

Cause	Males (by age)			Females (by age)		
	0-34	35-69	70+	0-34	35-69	70+
Lung cancer	-/1	344/362	188/203	-/0	17/45	50/76
All cancer	-/26	532/1025	292/755	-/22	21/737	67/800
Vascular	-/24	713/1987	341/2285	-/10	38/938	219/4738
Respiratory	-/11	131/267	81/155	-/10	7/61	31/105
All other	-/485	181/1684	49/561	-/160	10/579	37/978
All causes	-/546	1557/4963	763/3756	-/202	76/2315	354/6621

Source: Peto, Lopez, et al., 1992, 1994 (update 2003)

Smoking-Attributed Numbers of Deaths per Year, Ages 35-69 Only



## INFRASTRUCTURE FOR TOBACCO CONTROL

National Tobacco Control Provisions

Tobacco Bans and Restrictions	Not				Tobacco Requirements and Regulations	Not			
	Banned	Restricted	Regulated	Unknown		Required	Regulated	Regulated	Unknown
Advertising in certain media	X				Advertising health warnings/messages	N/A			
Advertising to certain audiences	X				Age verification for sales	X			
Advertising in certain locations	X				Manufacturing licensure	X			
Advertisement content or design	N/A				Package health warning/message	X			
Sponsorship or promotion for certain audiences			X		Label design on packaging		X		
Sponsorship advertising of events	X				Ingredient/constituent information on package label	X			
Brand stretching			X		Amount of tar		X		
Sales to minors	X				Amount of nicotine		X		
Sales by minors	X				Amount of other ingredients/constituents		X		
Place of sales		X			Product constituents as confidential information			X	
Vending machines	X				Product constituents as public information			X	
Free products			X		Constituent disclosure by brand			X	
Single cigarette sales	X				Constituent disclosure in the aggregate			X	
Misleading information on packaging	X								
Smoking in government buildings (incl. worksites)	X								
Smoking in private worksites	X								
Smoking in educational facilities	X								
Smoking in health care facilities	X								
Smoking on buses	X								
Smoking on trains	X								
Smoking in taxis	X								
Smoking on ferries		X							
Smoking on domestic air flights	X								
Smoking on international air flights	X								
Smoking in restaurants		X							
Smoking in nightclubs and bars		X							
Smoking in other public places		X							

Other Provisions	Yes	No	Unknown
National tobacco control committee		X	
Tobacco control education/promotion	X		
Anti-smuggling provisions			X
Litigation enabling provisions		X	

Refer to Appendix B for more information about national tobacco control provisions.

## Population (millions)

	1995	2000	2025	2050
All adults, ages 15+	30.621	34.494	65.839	125.921
Female adults	15.560	17.492	32.862	62.789
All youth, ages 0-14	24.764	28.414	47.578	60.531
Female youth	12.352	14.157	23.582	30.031

Source: United Nations Population Division, World Population Prospects 1950-2050 (2000 revision)

## Real GDP per capita (PPP), US Dollars

1975	329
1980	355
1985	275
1990	306
1995	295
2000	328

Source: World Health Report 2002

## SMOKING PREVALENCE

Adult (15 Years & Older), 2002		Youth, 1997-1998		Health Professionals, 1985	
Current	4.69	All youth	11.8	Males	12.8
Regular	1.82			Females	2.1
Lifetime	9.6			Overall	8.8

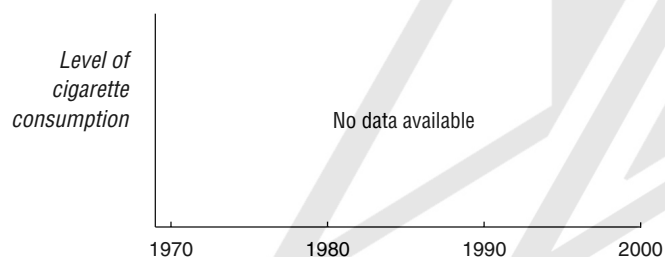
Adult: Current smokers in Jimma Town; Balcha, L., Lemma, I. and Worku, S. Prevalence of cigarette smoking and its socioeconomic impacts on individuals and family in Jimma Town. (unpublished); Information provided by I. Lemma, Jimma Institute of Health Sciences.

Youth: Daily smoking among students in grades 9-12, measured by Mebratu Bejiga, Senior Medical Student in "Prevalence of poly drug abuse among Jiren senior secondary school" (unpublished); Information provided by I. Lemma, Jimma Institute of Health Sciences.

Health professional: Daily cigarette smoking among physicians, nurses and paramedical personnel with an average age of 30 years in the Gondar Region; Zein, Z.A. (1987). Cigarette smoking among Ethiopian health professionals and students. *New York State Journal of Medicine* 87(8): 433-435.

## TOBACCO ECONOMY

## Annual per capita Consumption, Three Year Moving Average



## Annual Cigarette Consumption

Year	Per capita Consumption (cigarette sticks)	Total Consumption (millions of cigarette sticks)
1970	-	-
1980	-	-
1990	-	-
1995	-	-
2000	-	-

## Annual Tobacco Trade and Agriculture Statistics

	Unit of Measurement	1970	1980	1990	1995	2000
Cigarette imports	sticks in millions	-	-	-	11	76
Cigarette exports	sticks in millions	-	-	-	-	-
Tobacco leaf imports	metric tons	-	-	-	673	685
Tobacco leaf exports (% of total exports)	metric tons (%)	- (-)	- (-)	- (-)	- (-)	2 (0.00%)
Cigarette production	sticks in millions	870	1458	2258	1583	1931
Tobacco leaf production	metric tons	-	-	-	3500	3000
Land devoted to tobacco growing (% of agricultural land)	hectares (%)	- (-)	- (-)	- (-)	5000 (0.02%)	4500 (0.01%)
Employment in tobacco manufacturing	people	-	-	868	987	-

## Retail Price of 20 Cigarettes with Tax

Type	US \$	Local
Domestic brand	-	-
Foreign brand	-	-

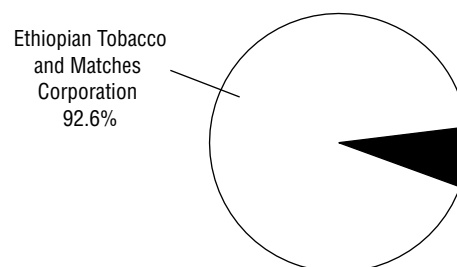
Source: No data available

## Cigarette Taxes and Duties

Excise tax	150%
Sales tax	12%
Import duty	50%

Source: TMA

## Market Share by Cigarette Manufacturer, 2001



Source: TMA



## SMOKING-RELATED DISEASE IMPACT

**Mortality from Cancer, Respiratory and Circulatory Disease, 2000**  
Numbers of deaths/World age-standardized mortality rate per 100,000 population

Disease	Male		Female		Ages	Disease	Male		Female		Ages
	Number	Rate	Number	Rate			Number	Rate	Number	Rate	
Trachea, lung, and bronchus cancer	233	5.9	465	12.1	45+	Ischemic heart disease	-	-	-	-	
Lip, oral cavity, and pharynx cancer	689	20.1	696	17.7	45+	Stroke	-	-	-	-	
Respiratory disease	-	-	-	-		Other diseases of the circulatory system	-	-	-	-	
						All causes	-	-	-	-	

Source: Ferlay, J., Bray, F., Pisani, P. and Parkin, D.M. (2001). *GLOBOCAN 2000: Cancer Incidence, Mortality and Prevalence Worldwide, Version 1.0*. [CD-ROM]. IARC CancerBase No. 5. Lyon: IARC Press. Available at URL: <http://www-dep.iarc.fr/globocan/globocan.html>

## INFRASTRUCTURE FOR TOBACCO CONTROL

### National Tobacco Control Provisions

Tobacco Bans and Restrictions	Not				Tobacco Requirements and Regulations	Not			
	Banned	Restricted	Regulated	Unknown		Required	Regulated	Regulated	Unknown
Advertising in certain media			X		Advertising health warnings/messages			X	
Advertising to certain audiences			X		Age verification for sales			X	
Advertising in certain locations			X		Manufacturing licensure			X	
Advertisement content or design			X		Package health warning/message			X	
Sponsorship or promotion for certain audiences			X		Label design on packaging			X	
Sponsorship advertising of events			X		Ingredient/constituent information on package label			X	
Brand stretching			X		Amount of tar			X	
Sales to minors			X		Amount of nicotine			X	
Sales by minors			X		Amount of other ingredients/constituents			X	
Place of sales			X		Product constituents as confidential information			X	
Vending machines			X		Product constituents as public information			X	
Free products			X		Constituent disclosure by brand			X	
Single cigarette sales			X		Constituent disclosure in the aggregate			X	
Misleading information on packaging			X						
Smoking in government buildings (incl. worksites)			X		<b>Other Provisions</b>	<b>Yes</b>	<b>No</b>	<b>Unknown</b>	
Smoking in private worksites			X		National tobacco control committee			X	
Smoking in educational facilities			X		Tobacco control education/promotion			X	
Smoking in health care facilities			X		Anti-smuggling provisions			X	
Smoking on buses			X		Litigation enabling provisions			X	
Smoking on trains			X						
Smoking in taxis			X						
Smoking on ferries			X						
Smoking on domestic air flights			X						
Smoking on international air flights			X						
Smoking in restaurants			X						
Smoking in nightclubs and bars			X						
Smoking in other public places		X							

Refer to Appendix B for more information about national tobacco control provisions.

**Population (millions)**

	1995	2000	2025	2050
All adults, ages 15+	0.494	0.542	0.732	0.753
Female adults	0.245	0.268	0.360	0.370
All youth, ages 0-14	0.274	0.271	0.222	0.163
Female youth	0.133	0.131	0.107	0.079

Source: United Nations Population Division, World Population Prospects 1950-2050 (2000 revision)

**Real GDP per capita (PPP), US Dollars**

1975	3594
1980	3932
1985	3696
1990	4516
1995	4717
2000	4982

Source: World Health Report 2002

**SMOKING PREVALENCE**

**Adults (16-45 Year Olds), 1999**

Males	52.3
Females	23
Overall	37.8

**Youth, 1999**

Males	24.1
Females	13.4
Overall	15.1

**Health Professionals, 1991**

Doctors	26
Nurses	10

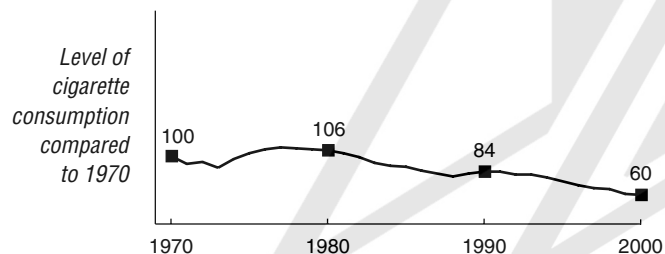
Adult: Current smoker (within last 30 days); Tobacco Control Action Group and Technical Advisory Group. (2000). *National Fijian Adult Substance Use Survey. Smoking, Alcohol, Kava and Marijuana Use in 16-45 year olds, October 1999*. Fiji: FijiHealth National Health Promotion Council.

Youth: (Males and Females) Currently use any tobacco product, school forms 2-4; Global Youth Tobacco Survey Collaborative Group. (2002). *Fiji GYTS Fact Sheet*. Available at URL: [http://www.cdc.gov/Tobacco/global/gyts/GYTS\\_factsheets.htm](http://www.cdc.gov/Tobacco/global/gyts/GYTS_factsheets.htm). (Overall) Currently use any tobacco product, students 13-15 years old; Global Youth Tobacco Survey Collaborative Group. (2002). Special Report: Tobacco use among youth: a cross country comparison. *Tobacco Control 11: 252-270*.

Health professional: Regular smoking; World Health Organization. (1997). *Tobacco or health: a global status report*. Geneva: WHO.

**TOBACCO ECONOMY**

**Annual per capita Consumption, Three Year Moving Average, 1970 = 100**



**Annual Cigarette Consumption**

Year	Per capita Consumption (cigarette sticks)	Total Consumption (millions of cigarette sticks)
1970	1147	337
1980	1438	555
1990	1183	532
1995	995	491
2000	745	404

**Annual Tobacco Trade and Agriculture Statistics**

	Unit of Measurement	1970	1980	1990	1995	2000
Cigarette imports	sticks in millions	14	12	11	55	16
Cigarette exports	sticks in millions	66	6	10	1	8
Tobacco leaf imports	metric tons	261	193	256	144	114
Tobacco leaf exports (% of total exports)	metric tons (%)	- (-)	1 (0.00%)	- (-)	- (-)	- (-)
Cigarette production	sticks in millions	389	549	531	437	396
Tobacco leaf production	metric tons	408	413	240	136	200
Land devoted to tobacco growing (% of agricultural land)	hectares (%)	320 (0.14%)	196 (0.07%)	220 (0.05%)	200 (0.04%)	200 (0.04%)
Employment in tobacco manufacturing	people	91	121	-	-	-

**Retail Price of 20 Cigarettes with Tax**

Type	US \$	Local
MPPC	\$1.53	3.30

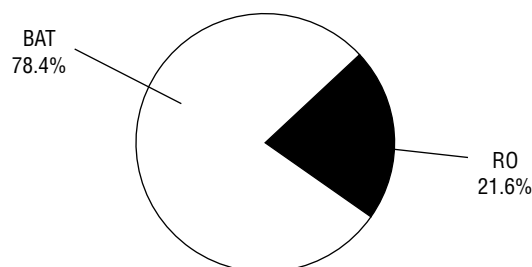
Source: TJI, 2001

**Cigarette Taxes and Duties**

Excise tax	72 LCU/100 local leaf cigs; 107.98 LCU/1000 imported leaf cigs
Sales tax	10%
Import duty	120.44 LCU/1000

Source: TMA

**Market Share by Cigarette Manufacturer, 2001**



Source: Maxwell Report

## SMOKING-RELATED DISEASE IMPACT

**Mortality from Cancer, Respiratory and Circulatory Disease, 1999**  
Numbers of deaths/World age-standardized mortality rate per 100,000 population

Disease	Male		Female		Ages	Disease	Male		Female		Ages
	Number	Rate	Number	Rate			Number	Rate	Number	Rate	
Trachea, lung, and bronchus cancer	18	27.1	8	13.5	35+	Ischemic heart disease	326	479.0	79	129.8	35+
Lip, oral cavity, and pharynx cancer	0	0.0	0	0.0	35+	Stroke	220	409.9	210	371.0	35+
Respiratory disease	45	79.0	38	60.1	35+	Other diseases of the circulatory system	0	0.0	0	0.0	35+
						All causes	1520	2633.2	1212	2090.8	35+

Source: World Health Organization. (2003). *WHO Mortality Database*. Geneva: WHO.

## INFRASTRUCTURE FOR TOBACCO CONTROL

### National Tobacco Control Provisions

Tobacco Bans and Restrictions	Not				Tobacco Requirements and Regulations	Not			
	Banned	Restricted	Regulated	Unknown		Required	Regulated	Regulated	Unknown
Advertising in certain media		X			Advertising health warnings/messages			X	
Advertising to certain audiences	X				Age verification for sales			X	
Advertising in certain locations		X			Manufacturing licensure				X
Advertisement content or design		X			Package health warning/message	X			
Sponsorship or promotion for certain audiences	X				Label design on packaging		X		
Sponsorship advertising of events		X			Ingredient/constituent information on package label	X			
Brand stretching			X		Amount of tar		X		
Sales to minors	X				Amount of nicotine		X		
Sales by minors			X		Amount of other ingredients/constituents			X	
Place of sales			X		Product constituents as confidential information			X	
Vending machines		X			Product constituents as public information			X	
Free products	X				Constituent disclosure by brand			X	
Single cigarette sales			X		Constituent disclosure in the aggregate			X	
Misleading information on packaging			X						
Smoking in government buildings (incl. worksites)			X						
Smoking in private worksites			X						
Smoking in educational facilities			X						
Smoking in health care facilities	X								
Smoking on buses	X								
Smoking on trains	X								
Smoking in taxis	X								
Smoking on ferries	X								
Smoking on domestic air flights	X								
Smoking on international air flights		X							
Smoking in restaurants		X							
Smoking in nightclubs and bars			X						
Smoking in other public places				X					

Other Provisions	Yes	No	Unknown
National tobacco control committee	X		
Tobacco control education/promotion		X	
Anti-smuggling provisions			X
Litigation enabling provisions		X	

Refer to Appendix B for more information about national tobacco control provisions.

## Population (millions)

	1995	2000	2025	2050
All adults, ages 15+	4.136	4.239	4.385	3.987
Female adults	2.146	2.192	2.264	2.070
All youth, ages 0-14	0.972	0.933	0.754	0.706
Female youth	0.476	0.457	0.368	0.345

Source: United Nations Population Division, World Population Prospects 1950-2050 (2000 revision)

## Real GDP per capita (PPP), US Dollars

	1975	13696
	1980	15543
	1985	17489
	1990	20229
	1995	19093
	2000	23588

Source: World Health Report 2002

## SMOKING PREVALENCE

## Adult (25-64 Year Olds), 2000

Males	27
Females	20
Overall	23

## Youth (15-16 Year Olds), 1999

Males	41
Females	38
Overall	39

## Physicians, 1995

Males	7
Females	3

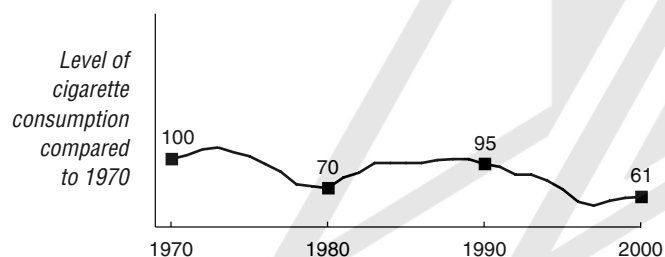
Adult: Daily or regular smokers (excludes 1% of men who regularly used smokeless tobacco); Health behaviour among the Finnish adult population, National annual public health survey, Spring 2000. Reported in World Health Organization. (2002). *European Country Profiles on Tobacco Control, 2001*. Copenhagen: WHO Regional Office for Europe.

Youth: Lifetime use of cigarettes, 40 times or more; Hibbell, B., Andersson, B., Ahlström, S., Balakireva, O., Bjarnson, T., Kokkevi, A. and Morgan, M. (2000). *The 1999 ESPAD (European School Survey Project on Alcohol and Drugs) Report*. Stockholm: The Swedish Council for Information on Alcohol and Other Drugs. Available at URL: [http://www.can.se/in\\_english/pdf/espadsurvey.pdf](http://www.can.se/in_english/pdf/espadsurvey.pdf).

Health professional: Daily smoking among physicians registered with the Finnish Medical Association; Jormanainen, V., et al. (1996). Smoking among Finnish physicians in 1990-1995. *Smoke Free Europe Conference Abstracts, 19 September 1996*.

## TOBACCO ECONOMY

## Annual per capita Consumption, Three Year Moving Average, 1970 = 100



## Annual Cigarette Consumption

Year	Per capita Consumption (cigarette sticks)	Total Consumption (millions of cigarette sticks)
1970	1776	6167
1980	1613	6143
1990	1923	7736
1995	1356	5609
2000	1123	4760

## Annual Tobacco Trade and Agriculture Statistics

	Unit of Measurement	1970	1980	1990	1995	2000
Cigarette imports	sticks in millions	6	100	69	444	1761
Cigarette exports	sticks in millions	315	3119	1307	1377	460
Tobacco leaf imports	metric tons	6013	9057	6108	3188	2518
Tobacco leaf exports (% of total exports)	metric tons (%)	6 (0.00%)	128 (0.00%)	235 (0.00%)	299 (0.00%)	58 (0.00%)
Cigarette production	sticks in millions	6476	9162	8974	6542	3459
Tobacco leaf production	metric tons	- (-)	- (-)	- (-)	- (-)	- (-)
Land devoted to tobacco growing (% of agricultural land)	hectares (%)	-	-	-	-	-
Employment in tobacco manufacturing	people	1400	1500	1100	915	-

## Retail Price of 20 Cigarettes with Tax

Type	US \$	Local
Domestic brand	\$3.66	3.70
Foreign brand	\$3.96	4.00

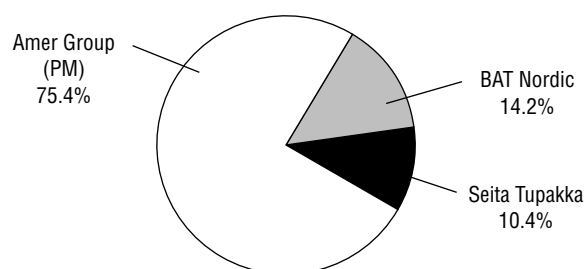
Source: EIU, September 2002

## Cigarette Taxes and Duties

Excise tax	90 LCU/1000 cigs
Excise tax	50 LCU/1000 cigs
Sales tax	18.03% of retail tax

Source: ERC

## Market Share by Cigarette Manufacturer, 2000



Source: ERC

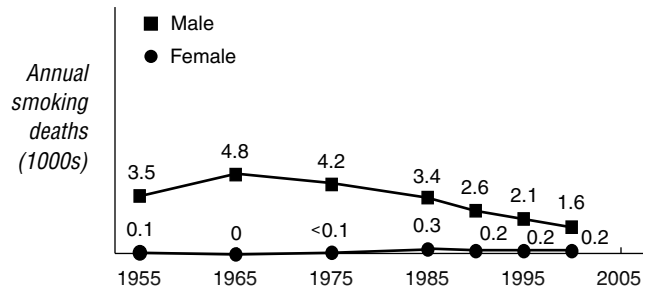
## SMOKING-ATTRIBUTED DISEASE IMPACT

Numbers of Deaths Attributed to Smoking/Total Deaths (thousands), 2000

Cause	Males (by age)			Females (by age)		
	0-34	35-69	70+	0-34	35-69	70+
Lung cancer	-/0.0	0.5/0.6	0.7/0.8	-/0.0	0.1/0.2	0.2/0.3
All cancer	-/0.1	0.7/2.1	1.0/3.0	-/0.1	0.1/1.7	0.2/3.2
Vascular	-/0.1	0.5/3.3	0.7/6.5	-/0.0	0.1/1.1	0.3/1.0
Respiratory	-/0.0	0.2/0.4	0.6/1.8	-/0.0	0.0/0.2	0.2/1.8
All other	-/0.8	0.2/3.2	0.2/2.6	-/0.3	0.0/1.2	0.1/5.2
All causes	-/0.9	1.6/9.1	2.6/14	-/0.4	0.2/4.2	0.8/21

Source: Peto, Lopez, et al., 1992, 1994 (update 2003)

Smoking-Attributed Numbers of Deaths per Year, Ages 35-69 Only



## INFRASTRUCTURE FOR TOBACCO CONTROL

National Tobacco Control Provisions

Tobacco Bans and Restrictions	Not				Tobacco Requirements and Regulations	Not			
	Banned	Restricted	Regulated	Unknown		Required	Regulated	Regulated	Unknown
Advertising in certain media	X				Advertising health warnings/messages	N/A			
Advertising to certain audiences	X				Age verification for sales			X	
Advertising in certain locations	X				Manufacturing licensure			X	
Advertisement content or design	N/A				Package health warning/message	X			
Sponsorship or promotion for certain audiences	X				Label design on packaging		X		
Sponsorship advertising of events	X				Ingredient/constituent information on package label	X			
Brand stretching	X				Amount of tar		X		
Sales to minors	X				Amount of nicotine		X		
Sales by minors			X		Amount of other ingredients/constituents			X	
Place of sales			X		Product constituents as confidential information		X		
Vending machines		X			Product constituents as public information			X	
Free products	X				Constituent disclosure by brand			X	
Single cigarette sales	X				Constituent disclosure in the aggregate			X	
Misleading information on packaging			X						
Smoking in government buildings (incl. worksites)	X								
Smoking in private worksites	X								
Smoking in educational facilities	X								
Smoking in health care facilities	X								
Smoking on buses	X								
Smoking on trains	X								
Smoking in taxis	X								
Smoking on ferries	X								
Smoking on domestic air flights	X								
Smoking on international air flights	X								
Smoking in restaurants		X							
Smoking in nightclubs and bars		X							
Smoking in other public places		X							
					<b>Other Provisions</b>	<b>Yes</b>	<b>No</b>	<b>Unknown</b>	
					National tobacco control committee	X			
					Tobacco control education/promotion	X			
					Anti-smuggling provisions			X	
					Litigation enabling provisions		X		

Refer to Appendix B for more information about national tobacco control provisions.

## Population (millions)

	1995	2000	2025	2050
All adults, ages 15+	46.789	48.140	52.387	51.942
Female adults	24.286	24.963	27.100	26.896
All youth, ages 0-14	11.350	11.098	10.367	9.891
Female youth	5.545	5.419	5.052	4.820

Source: United Nations Population Division, World Population Prospects 1950-2050 (2000 revision)

## Real GDP per capita (PPP), US Dollars

1975	14905
1980	17009
1985	17872
1990	20376
1995	20904
2000	23353

Source: World Health Report 2002

## SMOKING PREVALENCE

## Adult (18 Years &amp; Older), 2000

Males	33
Females	21
Overall	27

## Youth (15-19 Year Olds), 2000

Males	28
Females	20
Overall	24

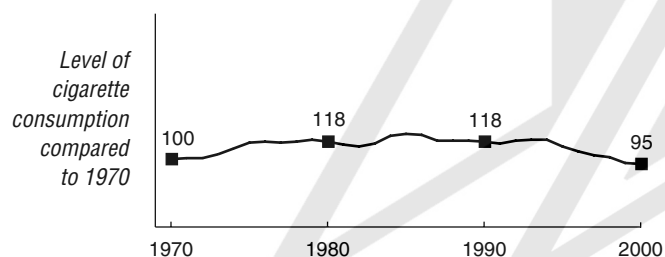
## General Practitioners, 1994

Males	36.1
Females	24.9
Overall	34.1

Adult and Youth: Daily smokers; Enquêtes permanentes sur les conditions de vie, 2000 – indicateurs sociaux. INSEE, 2000. Reported in World Health Organization. (2002). *European Country Profiles on Tobacco Control, 2001*. Copenhagen: WHO Regional Office for Europe.Health professional: Current smokers; Josseran, L., King, G., Velter, A., Dressen, C. and Grizeau, D. (2000). Smoking behavior and opinions of French general practitioners. *Journal of the National Medical Association 92(8)*: 382-390.

## TOBACCO ECONOMY

## Annual per capita Consumption, Three Year Moving Average, 1970 = 100



## Annual Cigarette Consumption

Year	Per capita Consumption (cigarette sticks)	Total Consumption (millions of cigarette sticks)
1970	1850	70617
1980	2236	93633
1990	2168	98095
1995	2055	96143
2000	1594	76758

## Annual Tobacco Trade and Agriculture Statistics

	Unit of Measurement	1970	1980	1990	1995	2000
Cigarette imports	sticks in millions	4509	26782	48010	58296	52906
Cigarette exports	sticks in millions	3795	5627	5410	8514	14390
Tobacco leaf imports	metric tons	63473	71038	57643	65978	87220
Tobacco leaf exports (% of total exports)	metric tons (%)	1000 (0.01%)	2954 (0.01%)	11854 (0.02%)	27155 (0.02%)	25092 (0.02%)
Cigarette production	sticks in millions	69903	72478	55495	46361	38242
Tobacco leaf production	metric tons	46537	45981	27632	26304	25534
Land devoted to tobacco growing (% of agricultural land)	hectares (%)	19352 (0.06%)	18500 (0.06%)	10785 (0.04%)	9725 (0.03%)	9254 (0.03%)
Employment in tobacco manufacturing	people	12800	9800	5100	4500	-

## Retail Price of 20 Cigarettes with Tax

Type	US \$	Local
Domestic brand	\$3.07	3.10
Foreign brand	\$3.61	3.65

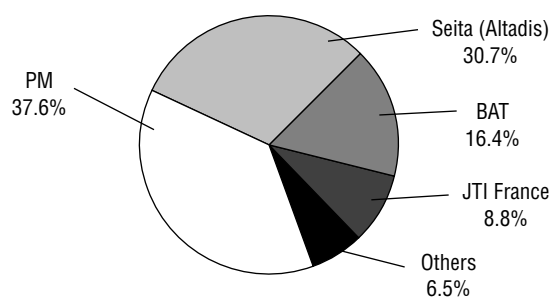
Source: EIU, September 2002

## Cigarette Taxes and Duties

Excise tax	6.8391 ECU/100 cigs
Excise tax	55.19% of retail price
Sales tax	19.6%

Source: ERC

## Market Share by Cigarette Manufacturer, 2000



Source: ERC

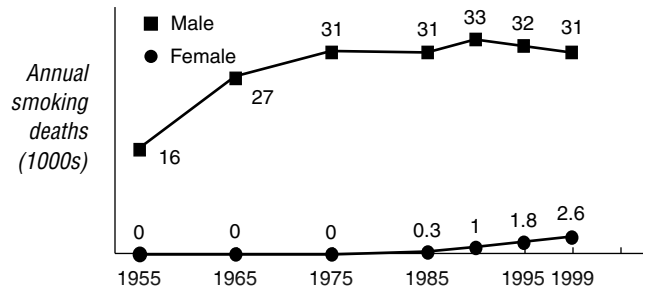
## SMOKING-ATTRIBUTED DISEASE IMPACT

Numbers of Deaths Attributed to Smoking/Total Deaths (thousands), 1999

Cause	Males (by age)			Females (by age)		
	0-34	35-69	70+	0-34	35-69	70+
Lung cancer	-/0.0	11/12	8.2/9.3	-/0.0	1.0/2.0	0.9/2.3
All cancer	-/0.8	18/39	13/47	-/0.7	1.4/20	1.2/37
Vascular	-/0.5	5.4/18	5.1/57	-/0.3	0.4/6.4	1.0/82
Respiratory	-/0.2	2.0/3.8	6.3/18	-/0.1	0.3/1.6	1.8/20
All other	-10	5.0/32	3.3/48	-/4.3	0.5/14	0.8/77
All causes	-/12	31/93	28/170	-/5.5	2.6/41	4.7/216

Source: Peto, Lopez, et al., 1992, 1994 (update 2003)

Smoking-Attributed Numbers of Deaths per Year, Ages 35-69 Only



## INFRASTRUCTURE FOR TOBACCO CONTROL

National Tobacco Control Provisions

Tobacco Bans and Restrictions	Not				Tobacco Requirements and Regulations	Not			
	Banned	Restricted	Regulated	Unknown		Required	Regulated	Regulated	Unknown
Advertising in certain media	X				Advertising health warnings/messages	X			
Advertising to certain audiences	X				Age verification for sales				X
Advertising in certain locations		X			Manufacturing licensure			X	
Advertisement content or design		X			Package health warning/message	X			
Sponsorship or promotion for certain audiences	X				Label design on packaging		X		
Sponsorship advertising of events	X				Ingredient/constituent information on package label	X			
Brand stretching		X			Amount of tar		X		
Sales to minors			X		Amount of nicotine		X		
Sales by minors				X	Amount of other ingredients/constituents		X		
Place of sales		X			Product constituents as confidential information				X
Vending machines	X				Product constituents as public information				X
Free products	X				Constituent disclosure by brand				X
Single cigarette sales	X				Constituent disclosure in the aggregate				X
Misleading information on packaging				X					
Smoking in government buildings (incl. worksites)		X							
Smoking in private worksites		X							
Smoking in educational facilities		X							
Smoking in health care facilities		X							
Smoking on buses	X								
Smoking on trains		X							
Smoking in taxis		X							
Smoking on ferries		X							
Smoking on domestic air flights	X								
Smoking on international air flights		X							
Smoking in restaurants		X							
Smoking in nightclubs and bars		X							
Smoking in other public places		X							

Other Provisions	Yes	No	Unknown
National tobacco control committee	X		
Tobacco control education/promotion	X		
Anti-smuggling provisions			X
Litigation enabling provisions			X

Refer to Appendix B for more information about national tobacco control provisions.

## Population (millions)

	1995	2000	2025	2050
All adults, ages 15+	0.664	0.736	1.352	2.352
Female adults	0.339	0.375	0.680	1.180
All youth, ages 0-14	0.414	0.494	0.826	0.812
Female youth	0.206	0.246	0.409	0.402

Source: United Nations Population Division, World Population Prospects 1950-2050 (2000 revision)

## Real GDP per capita (PPP), US Dollars

	1975	1980	1985	1990	1995	2000
	8806	6716	6536	5945	5994	5798

Source: World Health Report 2002

## SMOKING PREVALENCE

Adult		Youth		Health Professionals	
Males	-	Males	-	Males	-
Females	-	Females	-	Females	-
Overall	-	Overall	-	Overall	-

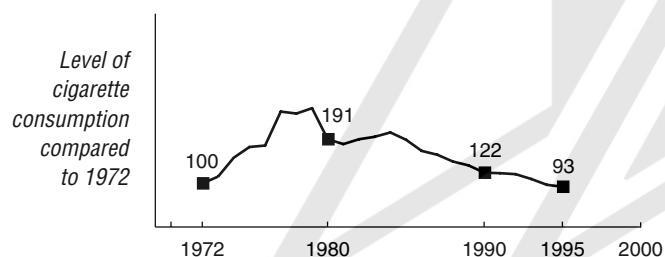
Adult: No data available

Youth: No data available

Health professional: No data available

## TOBACCO ECONOMY

## Annual per capita Consumption, Three Year Moving Average, 1972 = 100



## Annual Cigarette Consumption

Year	Per capita Consumption (cigarette sticks)	Total Consumption (millions of cigarette sticks)
1972	334	120
1980	1000	455
1990	623	368
1995	497	330
2000	-	-

## Annual Tobacco Trade and Agriculture Statistics

	Unit of Measurement	1970	1980	1990	1995	2000
Cigarette imports	sticks in millions	10	140	40	33	160
Cigarette exports	sticks in millions	-	-	-	-	831
Tobacco leaf imports	metric tons	93	76	40	18	473
Tobacco leaf exports (% of total exports)	metric tons (%)	- (-)	- (-)	- (-)	- (-)	- (-)
Cigarette production	sticks in millions	0	315	328	297	-
Tobacco leaf production	metric tons	-	-	-	-	-
Land devoted to tobacco growing (% of agricultural land)	hectares (%)	- (-)	- (-)	- (-)	- (-)	- (-)
Employment in tobacco manufacturing	people	-	448	-	50	-

## Retail Price of 20 Cigarettes with Tax

Type	US \$	Local
Domestic brand	\$1.30	860.00
Foreign brand	\$1.41	930.00

Source: EIU, September 2002

## Cigarette Taxes and Duties

Excise tax	-
Sales tax	-
Import duty	-

Source: No data available

## Market Share by Cigarette Manufacturer





## SMOKING-RELATED DISEASE IMPACT

**Mortality from Cancer, Respiratory and Circulatory Disease, 2000**  
Numbers of deaths/World age-standardized mortality rate per 100,000 population

Disease	Male		Female		Ages	Disease	Male		Female		Ages
	Number	Rate	Number	Rate			Number	Rate	Number	Rate	
Trachea, lung, and bronchus cancer	53	39.5	6	5.6	45+	Ischemic heart disease	-	-	-	-	
Lip, oral cavity, and pharynx cancer	69	51.2	9	7.6	45+	Stroke	-	-	-	-	
Respiratory disease	-	-	-	-		Other diseases of the circulatory system	-	-	-	-	
						All causes	-	-	-	-	

Source: Ferlay, J., Bray, F., Pisani, P. and Parkin, D.M. (2001). *GLOBOCAN 2000: Cancer Incidence, Mortality and Prevalence Worldwide, Version 1.0*. [CD-ROM]. IARC CancerBase No. 5. Lyon: IARC Press. Available at URL: <http://www-dep.iarc.fr/globocan/globocan.html>

## INFRASTRUCTURE FOR TOBACCO CONTROL

### National Tobacco Control Provisions

Tobacco Bans and Restrictions	Not				Tobacco Requirements and Regulations	Not			
	Banned	Restricted	Regulated	Unknown		Required	Regulated	Regulated	Unknown
Advertising in certain media			X		Advertising health warnings/messages			X	
Advertising to certain audiences			X		Age verification for sales			X	
Advertising in certain locations			X		Manufacturing licensure			X	
Advertisement content or design			X		Package health warning/message	X			
Sponsorship or promotion for certain audiences			X		Label design on packaging		X		
Sponsorship advertising of events			X		Ingredient/constituent information on package label	X			
Brand stretching			X		Amount of tar			X	
Sales to minors			X		Amount of nicotine			X	
Sales by minors			X		Amount of other ingredients/constituents			X	
Place of sales			X		Product constituents as confidential information			X	
Vending machines			X		Product constituents as public information			X	
Free products			X		Constituent disclosure by brand			X	
Single cigarette sales			X		Constituent disclosure in the aggregate			X	
Misleading information on packaging			X						
Smoking in government buildings (incl. worksites)			X		<b>Other Provisions</b>	<b>Yes</b>	<b>No</b>	<b>Unknown</b>	
Smoking in private worksites			X		National tobacco control committee		X		
Smoking in educational facilities			X		Tobacco control education/promotion		X		
Smoking in health care facilities			X		Anti-smuggling provisions			X	
Smoking on buses			X		Litigation enabling provisions		X		
Smoking on trains			X						
Smoking in taxis			X						
Smoking on ferries			X						
Smoking on domestic air flights			X						
Smoking on international air flights			X						
Smoking in restaurants			X						
Smoking in nightclubs and bars			X						
Smoking in other public places				X					

Refer to Appendix B for more information about national tobacco control provisions.

Population (millions)

	1995	2000	2025	2050
All adults, ages 15+	0.659	0.778	1.388	1.992
Female adults	0.336	0.396	0.706	1.010
All youth, ages 0-14	0.456	0.525	0.689	0.613
Female youth	0.228	0.262	0.343	0.304

Source: United Nations Population Division, World Population Prospects 1950-2050 (2000 revision)

Real GDP per capita (PPP), US Dollars

Year	Real GDP per capita (PPP), US Dollars
1975	1082
1980	1091
1985	1100
1990	1065
1995	930
2000	1015

Source: World Health Report 2002

SMOKING PREVALENCE

Adult (15 Years & Older), 1996-1997		Youth		Health Professionals	
Males	34	Males	-	Males	-
Females	1.5	Females	-	Females	-
		Overall	-	Overall	-

Adult: Currently smoke in urban settings; Walraven, G.E., Nyan, O.A., Van Der Sande, M.A., Banya, W.A., Ceesay, S.M., Milligan, P.J. and McAdam, K.P. (2001). Asthma, smoking and chronic cough in rural and urban adult communities in The Gambia. *Clinical and Experimental Allergy* 31(11): 1679-1685.

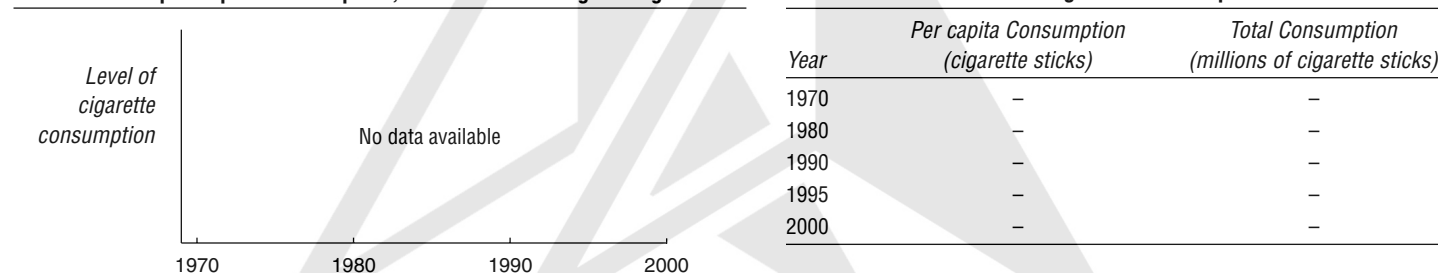
Youth: No data available

Health professional: No data available

TOBACCO ECONOMY

Annual per capita Consumption, Three Year Moving Average

Annual Cigarette Consumption



Annual Tobacco Trade and Agriculture Statistics

	Unit of Measurement	1970	1980	1990	1995	2000
Cigarette imports	sticks in millions	164	250	-	335	281
Cigarette exports	sticks in millions	-	-	-	85	-
Tobacco leaf imports	metric tons	167	800	800	733	55
Tobacco leaf exports (% of total exports)	metric tons (%)	- (-)	- (-)	- (-)	116 (1.32%)	- (-)
Cigarette production	sticks in millions	-	-	-	-	-
Tobacco leaf production	metric tons	-	-	-	-	-
Land devoted to tobacco growing (% of agricultural land)	hectares (%)	- (-)	- (-)	- (-)	- (-)	- (-)
Employment in tobacco manufacturing	people	-	-	-	-	-

Retail Price of 20 Cigarettes with Tax

Type	US \$	Local
Domestic brand	-	-
Foreign brand	-	-

Source: No data available

Cigarette Taxes and Duties

Excise tax	-
Sales tax	-
Import duty	-

Source: No data available

Market Share by Cigarette Manufacturer



## SMOKING-RELATED DISEASE IMPACT

**Mortality from Cancer, Respiratory and Circulatory Disease, 2000**  
Numbers of deaths/World age-standardized mortality rate per 100,000 population

Disease	Male		Female		Ages	Disease	Male		Female		Ages
	Number	Rate	Number	Rate			Number	Rate	Number	Rate	
Trachea, lung, and bronchus cancer	11	13.7	1	1.1	45+	Ischemic heart disease	-	-	-	-	
Lip, oral cavity, and pharynx cancer	3	3.7	2	1.9	45+	Stroke	-	-	-	-	
Respiratory disease	-	-	-	-		Other diseases of the circulatory system	-	-	-	-	
						All causes	-	-	-	-	

Source: Ferlay, J., Bray, F., Pisani, P. and Parkin, D.M. (2001). *GLOBOCAN 2000: Cancer Incidence, Mortality and Prevalence Worldwide, Version 1.0*. [CD-ROM]. IARC CancerBase No. 5. Lyon: IARC Press. Available at URL: <http://www-dep.iarc.fr/globocan/globocan.html>

## INFRASTRUCTURE FOR TOBACCO CONTROL

### National Tobacco Control Provisions

Tobacco Bans and Restrictions	Not				Tobacco Requirements and Regulations	Not			
	Banned	Restricted	Regulated	Unknown		Required	Regulated	Regulated	Unknown
Advertising in certain media			X		Advertising health warnings/messages			X	
Advertising to certain audiences			X		Age verification for sales			X	
Advertising in certain locations			X		Manufacturing licensure				X
Advertisement content or design			X		Package health warning/message			X	
Sponsorship or promotion for certain audiences			X		Label design on packaging			X	
Sponsorship advertising of events			X		Ingredient/constituent information on package label			X	
Brand stretching			X		Amount of tar			X	
Sales to minors			X		Amount of nicotine			X	
Sales by minors			X		Amount of other ingredients/constituents			X	
Place of sales			X		Product constituents as confidential information			X	
Vending machines			X		Product constituents as public information			X	
Free products			X		Constituent disclosure by brand			X	
Single cigarette sales			X		Constituent disclosure in the aggregate			X	
Misleading information on packaging			X						
Smoking in government buildings (incl. worksites)		X			<b>Other Provisions</b>	<b>Yes</b>	<b>No</b>	<b>Unknown</b>	
Smoking in private worksites		X			National tobacco control committee		X		
Smoking in educational facilities		X			Tobacco control education/promotion	X			
Smoking in health care facilities		X			Anti-smuggling provisions			X	
Smoking on buses	X				Litigation enabling provisions		X		
Smoking on trains	X								
Smoking in taxis	X								
Smoking on ferries	X								
Smoking on domestic air flights			X						
Smoking on international air flights			X						
Smoking in restaurants		X							
Smoking in nightclubs and bars		X							
Smoking in other public places				X					

Refer to Appendix B for more information about national tobacco control provisions.

Population (millions)

	1995	2000	2025	2050
All adults, ages 15+	4.117	4.185	3.743	2.756
Female adults	2.197	2.225	1.963	1.435
All youth, ages 0-14	1.235	1.077	0.634	0.463
Female youth	0.603	0.525	0.309	0.225

Source: United Nations Population Division, World Population Prospects 1950-2050 (2000 revision)

Real GDP per capita (PPP), US Dollars

1975	2865
1980	3527
1985	3892
1990	3498
1995	2022
2000	2814

Source: World Health Report 2002

SMOKING PREVALENCE

Adult (40-65 Year Olds)

Males	60
Females	15

Youth (10-14 Year Olds), 1997

Males	30.1
Females	13.7

Health Professionals, 1996

Males	48
Females	16

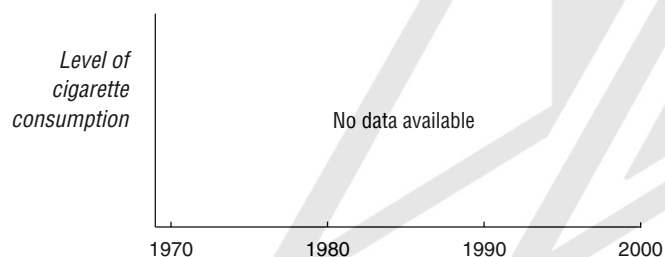
Adult: Current smoking in Tbilisi (survey year unknown); Grim, C.E., Grim, C.M., Petersen, J.R., Li, J., Tavill, F., Kipshidze, N.N., Chawla, P.S. and Kipshidze, N. (1999). Prevalence of cardiovascular risk factors in the Republic of Georgia. *Journal of Human Hypertension* 13(4): 243-247.

Youth: Regular smoking of at least one cigarette per day in Tbilisi and several regions of Georgia measured by the Tobacco Control Counter Center; Information provided by Dr. R. Tataradze, Georgian Medical Association.

Health professional: Current tobacco use among physicians and nurses in Tbilisi measured by the Healthier People Health Risk Appraisal; Wold, J.L., Williams A.M. and Kobaladze, A. (1998). Health risks of health care workers. *American Association of Occupational Health Nurses Journal* 47(4): 151-155.

TOBACCO ECONOMY

Annual per capita Consumption, Three Year Moving Average



Annual Cigarette Consumption

Year	Per capita Consumption (cigarette sticks)	Total Consumption (millions of cigarette sticks)
1970	-	-
1980	-	-
1990	-	-
1995	-	-
2000	-	-

Annual Tobacco Trade and Agriculture Statistics

	Unit of Measurement	1970	1980	1990	1995	2000
Cigarette imports	sticks in millions	-	-	-	847	-
Cigarette exports	sticks in millions	-	-	-	-	-
Tobacco leaf imports	metric tons	-	-	-	-	-
Tobacco leaf exports (% of total exports)	metric tons (%)	- (-)	- (-)	- (-)	1100 (-)	1100 (0.33%)
Cigarette production	sticks in millions	-	17626	11191	1839	296
Tobacco leaf production	metric tons	-	-	-	1000	1855
Land devoted to tobacco growing (% of agricultural land)	hectares (%)	- (-)	- (-)	- (-)	1190 (0.04%)	1801 (0.06%)
Employment in tobacco manufacturing	people	-	-	-	-	-

Retail Price of 20 Cigarettes with Tax

Type	US \$	Local
MPPC	\$0.19	0.40

Source: TJI, 2001

Cigarette Taxes and Duties

Excise tax	0.20 LCU/pack – filtered cigs; 0.30 LCU/pack – plain cigs; 0.40 LCU/pack – imported cigs
Sales tax	20%

Source: ERC

Market Share by Cigarette Manufacturer



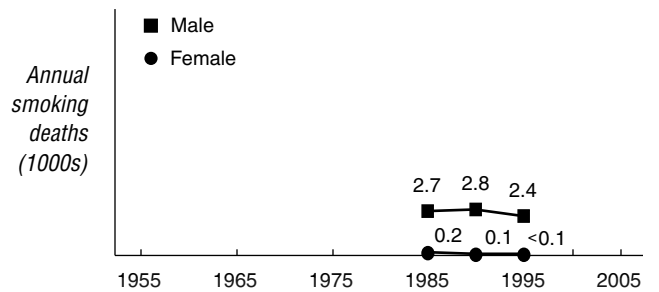
## SMOKING-ATTRIBUTED DISEASE IMPACT

Numbers of Deaths Attributed to Smoking/Total Deaths, 2000

Cause	Males (by age)			Females (by age)		
	0-34	35-69	70+	0-34	35-69	70+
Lung cancer	-/6	390/453	150/196	-/4	15/95	0/73
All cancer	-/65	543/1463	197/808	-/60	15/1189	0/806
Vascular	-/202	975/5757	362/7649	-/78	28/3169	0/12846
Respiratory	-/186	68/194	55/225	-/129	3/101	0/253
All other	-/862	184/1931	31/976	-/320	6/703	0/1313
All causes	-/1315	1770/9345	645/9658	-/587	52/5162	0/15218

Source: Peto, Lopez, et al., 1992, 1994 (update 2003)

Smoking-Attributed Numbers of Deaths per Year, Ages 35-69 Only



## INFRASTRUCTURE FOR TOBACCO CONTROL

National Tobacco Control Provisions

Tobacco Bans and Restrictions	Not				Tobacco Requirements and Regulations	Not			
	Banned	Restricted	Regulated	Unknown		Required	Regulated	Regulated	Unknown
Advertising in certain media		X			Advertising health warnings/messages	X			
Advertising to certain audiences				X	Age verification for sales				X
Advertising in certain locations		X			Manufacturing licensure			X	
Advertisement content or design				X	Package health warning/message	X			
Sponsorship or promotion for certain audiences			X		Label design on packaging		X		
Sponsorship advertising of events				X	Ingredient/constituent information on package label	X			
Brand stretching		X			Amount of tar		X		
Sales to minors	X				Amount of nicotine		X		
Sales by minors				X	Amount of other ingredients/constituents			X	
Place of sales				X	Product constituents as confidential information				X
Vending machines			X		Product constituents as public information				X
Free products			X		Constituent disclosure by brand				X
Single cigarette sales			X		Constituent disclosure in the aggregate				X
Misleading information on packaging				X					
Smoking in government buildings (incl. worksites)			X						
Smoking in private worksites			X						
Smoking in educational facilities		X							
Smoking in health care facilities			X						
Smoking on buses	X								
Smoking on trains			X						
Smoking in taxis			X						
Smoking on ferries			X						
Smoking on domestic air flights			X						
Smoking on international air flights	X								
Smoking in restaurants			X						
Smoking in nightclubs and bars			X						
Smoking in other public places				X					

Other Provisions	Yes	No	Unknown
National tobacco control committee	X		
Tobacco control education/promotion			X
Anti-smuggling provisions			X
Litigation enabling provisions			X

Refer to Appendix B for more information about national tobacco control provisions.

## Population (millions)

	1995	2000	2025	2050
All adults, ages 15+	68.397	69.278	69.256	62.031
Female adults	35.473	35.677	35.138	31.471
All youth, ages 0-14	13.264	12.739	9.642	8.774
Female youth	6.457	6.191	4.676	4.254

Source: United Nations Population Division, World Population Prospects 1950-2050 (2000 revision)

## Real GDP per capita (PPP), US Dollars

1975	15943
1980	17478
1985	19215
1990	20500
1995	22055
2000	24052

Source: World Health Report 2002

## SMOKING PREVALENCE

## Adult (18-59 Year Olds), 2000

Males	38.9
Females	30.6
Overall	34.5

## Youth (14-15 Year Olds), 2001

All youth	29
-----------	----

## Medical Students, 1992-1993

Males	29.2
Females	17.6

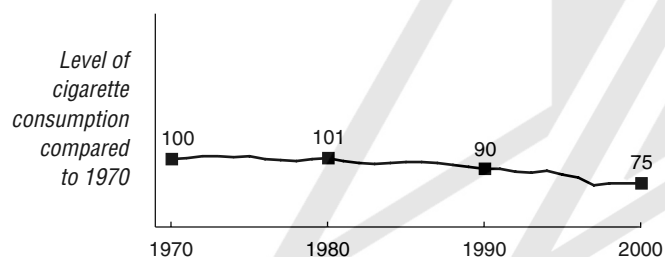
Adult: Population survey on the consumption of psychoactive substances in the German adult population; Reported in World Health Organization. (2002). *European Country Profiles on Tobacco Control, 2001*. Copenhagen: WHO Regional Office for Europe.

Youth: Regular and occasional smoking; Drogenaffinitätsstudie (2001). Cologne: Federal Center of Health Promotion. Information provided by Dr. Annette Bornhauser of the German Cancer Research Center, Heidelberg (September 1, 2001).

Health professional: Occasional or regular smoking (at least one cigarette per day) among students at the University of Ulm; Brenner, H. and Scharrer, S. (1996). Smoking habits of future physicians: a survey among medical students of a South German university. *Sozial- und Präventivmedizin* 41(3): 150-157.

## TOBACCO ECONOMY

## Annual per capita Consumption, Three Year Moving Average, 1970 = 100



## Annual Cigarette Consumption

Year	Per capita Consumption (cigarette sticks)	Total Consumption (millions of cigarette sticks)
1970	2333	140017
1980	2423	154626
1990	2234	148893
1995	2297	157141
2000	1843	127650

## Annual Tobacco Trade and Agriculture Statistics

	Unit of Measurement	1970	1980	1990	1995	2000
Cigarette imports	sticks in millions	6141	7308	10224	16485	33291
Cigarette exports	sticks in millions	5002	36590	65982	80344	112411
Tobacco leaf imports	metric tons	138254	182787	161862	173161	229040
Tobacco leaf exports (% of total exports)	metric tons (%)	9351 (-)	13331 (-)	15909 (-)	26361 (0.02%)	66069 (0.04%)
Cigarette production	sticks in millions	138878	183908	204651	221000	206770
Tobacco leaf production	metric tons	13953	10638	10441	6836	10985
Land devoted to tobacco growing (% of agricultural land)	hectares (%)	6717 (0.04%)	6313 (0.03%)	5502 (0.03%)	3576 (0.02%)	4576 (0.03%)
Employment in tobacco manufacturing	people	-	-	-	-	-

## Retail Price of 20 Cigarettes with Tax

Type	US \$	Local
Domestic brand	\$3.05	3.08
Foreign brand	\$3.15	3.18

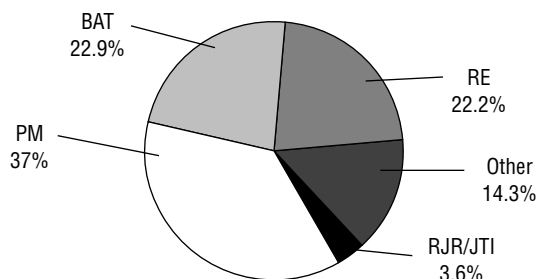
Source: EIU, September 2002

## Cigarette Taxes and Duties

Excise tax	96.9 LCU/1000 cigs
Excise tax	21.96%
Sales tax	16%

Source: ERC

## Market Share by Cigarette Manufacturer, 2001



Source: ERC based on trade enquiries from the first 9 months only

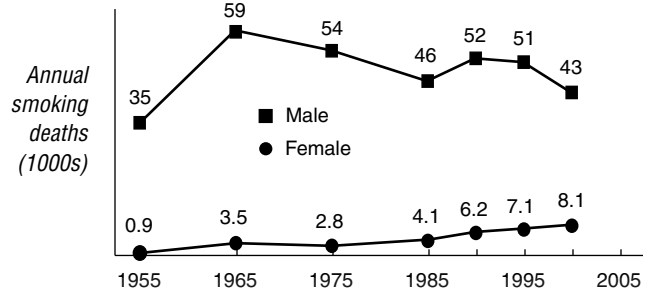
## SMOKING-ATTRIBUTED DISEASE IMPACT

Numbers of Deaths Attributed to Smoking/Total Deaths (thousands), 2000

Cause	Males (by age)			Females (by age)		
	0-34	35-69	70+	0-34	35-69	70+
Lung cancer	-/0.0	15/16	12/13	-/0.0	3.0/4.5	3.2/5.3
All cancer	-/1.0	22/52	18/57	-/0.9	3.8/35	4.4/65
Vascular	-/0.7	11/47	12/113	-/0.4	2.0/19	6.9/215
Respiratory	-/0.2	3.7/6.6	8.8/20	-/0.1	1.0/2.8	4.5/22
All other	-/10	6.0/43	3.2/37	-/4.4	1.3/19	1.9/67
All causes	-/12	43/149	41/227	-/5.8	8.1/75	18/369

Source: Peto, Lopez, et al., 1992, 1994 (update 2003)

Smoking-Attributed Numbers of Deaths per Year, Ages 35-69 Only



## INFRASTRUCTURE FOR TOBACCO CONTROL

National Tobacco Control Provisions

Tobacco Bans and Restrictions	Not				Tobacco Requirements and Regulations	Not			
	Banned	Restricted	Regulated	Unknown		Required	Regulated	Regulated	Unknown
Advertising in certain media		X			Advertising health warnings/messages	X			
Advertising to certain audiences	X				Age verification for sales				X
Advertising in certain locations			X		Manufacturing licensure			X	
Advertisement content or design		X			Package health warning/message	X			
Sponsorship or promotion for certain audiences			X		Label design on packaging		X		
Sponsorship advertising of events				X	Ingredient/constituent information on package label	X			
Brand stretching			X		Amount of tar		X		
Sales to minors			X		Amount of nicotine		X		
Sales by minors				X	Amount of other ingredients/constituents		X		
Place of sales				X	Product constituents as confidential information				X
Vending machines			X		Product constituents as public information				X
Free products		X			Constituent disclosure by brand				X
Single cigarette sales		X			Constituent disclosure in the aggregate				X
Misleading information on packaging				X					
Smoking in government buildings (incl. worksites)		X							
Smoking in private worksites		X							
Smoking in educational facilities		X							
Smoking in health care facilities			X						
Smoking on buses	X								
Smoking on trains		X							
Smoking in taxis		X							
Smoking on ferries			X						
Smoking on domestic air flights		X							
Smoking on international air flights		X							
Smoking in restaurants			X						
Smoking in nightclubs and bars			X						
Smoking in other public places		X							

Other Provisions	Yes	No	Unknown
National tobacco control committee		X	
Tobacco control education/promotion	X		
Anti-smuggling provisions			X
Litigation enabling provisions			X

Refer to Appendix B for more information about national tobacco control provisions.

## Population (millions)

	1995	2000	2025	2050
All adults, ages 15+	9.744	11.405	21.213	30.752
Female adults	4.937	5.768	10.662	15.473
All youth, ages 0-14	7.554	7.901	9.723	9.305
Female youth	3.754	3.924	4.817	4.600

Source: United Nations Population Division, World Population Prospects 1950-2050 (2000 revision)

## Real GDP per capita (PPP), US Dollars

1975	1122
1980	1058
1985	866
1990	949
1995	1024
2000	1128

Source: World Health Report 2002

## SMOKING PREVALENCE

## Adult (25 Years &amp; Older), 1997

Males	10.8
Females	4

## Youth, 2000

Males	19.5
Females	18.8
Overall	16.8

## Health Professionals

Males	-
Females	-
Overall	-

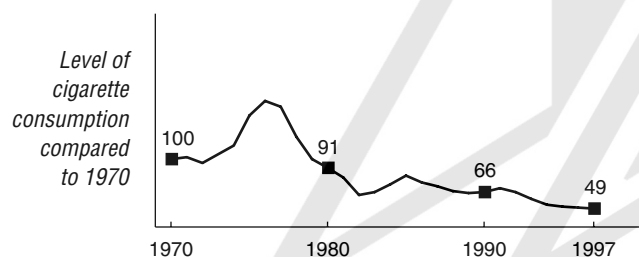
Adult: Current cigarette smokers in Greater Accra (both urban and rural populations); Amoah, A.G., Owusu, S.K. and Adjei, S. (2002). Diabetes in Ghana: a community based prevalence study in Greater Accra. *Diabetes Research and Clinical Practice* 56: 197-205.

Youth: (Males and Females) Currently use any tobacco product, students in JSS1-JSS3; Global Youth Tobacco Survey Collaborative Group. (2002). *Ghana GYTS Fact Sheet*. Available at URL: [http://www.cdc.gov/Tobacco/global/gyts/GYTS\\_factsheets.htm](http://www.cdc.gov/Tobacco/global/gyts/GYTS_factsheets.htm). (Overall) Currently use any tobacco product, students 13-15 years old; Global Youth Tobacco Survey Collaborative Group. (2002). Special Report: Tobacco use among youth: a cross country comparison. *Tobacco Control* 11: 252-270.

Health professional: No data available

## TOBACCO ECONOMY

## Annual per capita Consumption, Three Year Moving Average, 1970 = 100



## Annual Cigarette Consumption

Year	Per capita Consumption (cigarette sticks)	Total Consumption (millions of cigarette sticks)
1970	331	1549
1980	348	2069
1990	218	1805
1995	176	1713
1997	171	1778

## Annual Tobacco Trade and Agriculture Statistics

	Unit of Measurement	1970	1980	1990	1995	2000
Cigarette imports	sticks in millions	13	41	-	-	1982
Cigarette exports	sticks in millions	-	-	-	-	766
Tobacco leaf imports	metric tons	834	977	1600	550	883
Tobacco leaf exports (% of total exports)	metric tons (%)	- (-)	- (-)	300 (-)	200 (-)	191 (0.04%)
Cigarette production	sticks in millions	1536	2028	1805	1713	-
Tobacco leaf production	metric tons	937	500	1530	1700	2600
Land devoted to tobacco growing (% of agricultural land)	hectares (%)	1630 (0.01%)	500 (0.00%)	4000 (0.03%)	2800 (0.02%)	4500 (0.03%)
Employment in tobacco manufacturing	people	968	1311	-	1121	-

## Retail Price of 20 Cigarettes with Tax

Type	US \$	Local
MPPC	\$0.27	1,930.00

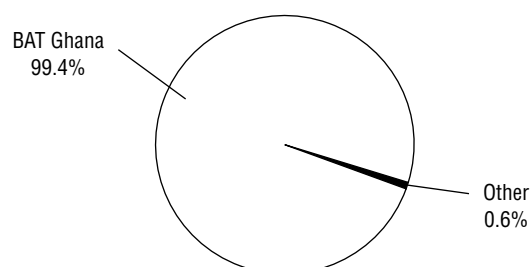
Source: TJI, 2001

## Cigarette Taxes and Duties

Excise tax	155%
Sales tax	10%
Import duty	25% of CIF value or 33,215 LCU/1000 cigs

Source: ERC

## Market Share by Cigarette Manufacturer, 2000



Source: ERC



## SMOKING-RELATED DISEASE IMPACT

**Mortality from Cancer, Respiratory and Circulatory Disease, 2000**  
Numbers of deaths/World age-standardized mortality rate per 100,000 population

Disease	Male		Female		Ages	Disease	Male		Female		Ages
	Number	Rate	Number	Rate			Number	Rate	Number	Rate	
Trachea, lung, and bronchus cancer	89	7.2	15	1.1	45+	Ischemic heart disease	-	-	-	-	
Lip, oral cavity, and pharynx cancer	90	7.1	46	3.3	45+	Stroke	-	-	-	-	
Respiratory disease	-	-	-	-		Other diseases of the circulatory system	-	-	-	-	
						All causes	-	-	-	-	

Source: Ferlay, J., Bray, F., Pisani, P. and Parkin, D.M. (2001). *GLOBOCAN 2000: Cancer Incidence, Mortality and Prevalence Worldwide, Version 1.0*. [CD-ROM]. IARC CancerBase No. 5. Lyon: IARC Press. Available at URL: <http://www-dep.iarc.fr/globocan/globocan.html>

## INFRASTRUCTURE FOR TOBACCO CONTROL

### National Tobacco Control Provisions

Tobacco Bans and Restrictions	Not				Tobacco Requirements and Regulations	Not			
	Banned	Restricted	Regulated	Unknown		Required	Regulated	Regulated	Unknown
Advertising in certain media		X			Advertising health warnings/messages	X			
Advertising to certain audiences				X	Age verification for sales				X
Advertising in certain locations		X			Manufacturing licensure				X
Advertisement content or design				X	Package health warning/message	X			
Sponsorship or promotion for certain audiences				X	Label design on packaging		X		
Sponsorship advertising of events				X	Ingredient/constituent information on package label				X
Brand stretching				X	Amount of tar		X		
Sales to minors	X				Amount of nicotine		X		
Sales by minors				X	Amount of other ingredients/constituents				X
Place of sales				X	Product constituents as confidential information				X
Vending machines				X	Product constituents as public information				X
Free products			X		Constituent disclosure by brand				X
Single cigarette sales				X	Constituent disclosure in the aggregate				X
Misleading information on packaging				X					
Smoking in government buildings (incl. worksites)		X			<b>Other Provisions</b>	<b>Yes</b>	<b>No</b>	<b>Unknown</b>	
Smoking in private worksites		X			National tobacco control committee			X	
Smoking in educational facilities		X			Tobacco control education/promotion			X	
Smoking in health care facilities		X			Anti-smuggling provisions			X	
Smoking on buses				X	Litigation enabling provisions			X	
Smoking on trains				X					
Smoking in taxis				X					
Smoking on ferries				X					
Smoking on domestic air flights				X					
Smoking on international air flights				X					
Smoking in restaurants	X								
Smoking in nightclubs and bars				X					
Smoking in other public places				X					

Refer to Appendix B for more information about national tobacco control provisions.

Population (millions)

	1995	2000	2025	2050
All adults, ages 15+	8.693	9.012	8.922	7.805
Female adults	4.439	4.606	4.576	4.018
All youth, ages 0-14	1.761	1.598	1.226	1.179
Female youth	0.855	0.774	0.593	0.570

Source: United Nations Population Division, World Population Prospects 1950-2050 (2000 revision)

Real GDP per capita (PPP), US Dollars

1975	9964
1980	11576
1985	12114
1990	12998
1995	13440
2000	15557

Source: World Health Report 2002

SMOKING PREVALENCE

Adult, 2000		Youth (15-16 Year Olds), 1999		Physicians, 1992	
Males	46.8	Males	28	Males	50
Females	29	Females	27	Females	16.8
Overall	37.6	Overall	27		

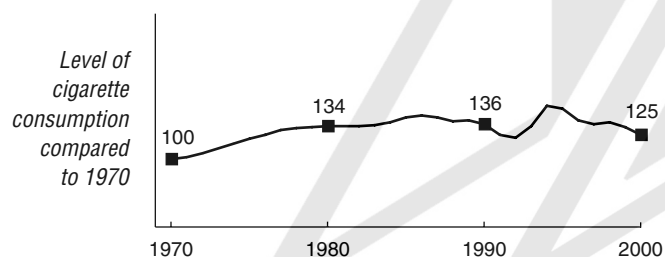
Adult: Current regular smoking; Kokkevi, A., Loukadakis, M., Plagianakou, S., Politikou, K. and Stefanis, C. (2000). Sharp increase in illicit drug use in Greece: trends from a general population survey on licit and illicit drug use. *European Addiction Research* 6(1): 42-49. Reported in World Health Organization. (2002). *European Country Profiles on Tobacco Control, 2001*. Copenhagen: WHO Regional Office for Europe.

Youth: Lifetime use of cigarettes, 40 times or more; Hibbell, B., Andersson, B., Ahlström, S., Balakireva, O., Bjarnson, T., Kokkevi, A. and Morgan, M. (2000). *The 1999 ESPAD (European School Survey Project on Alcohol and Drugs) Report*. Stockholm: The Swedish Council for Information on Alcohol and Other Drugs. Available at URL: [http://www.can.se/in\\_english/pdf/espadssummary.pdf](http://www.can.se/in_english/pdf/espadssummary.pdf).

Health professional: Regular daily smoking in five hospitals throughout Athens; Information provided by Pantelis Vekios in the WHO European Region's Tobacco Questionnaire 1996/1997.

TOBACCO ECONOMY

Annual per capita Consumption, Three Year Moving Average, 1970 = 100



Annual Cigarette Consumption

Year	Per capita Consumption (cigarette sticks)	Total Consumption (millions of cigarette sticks)
1970	2573	16998
1980	3422	25467
1990	3772	30948
1995	4252	36965
2000	2977	26826

Annual Tobacco Trade and Agriculture Statistics

	Unit of Measurement	1970	1980	1990	1995	2000
Cigarette imports	sticks in millions	21	593	4862	11747	11066
Cigarette exports	sticks in millions	34	15	3352	13399	18621
Tobacco leaf imports	metric tons	111	2479	9162	20338	23005
Tobacco leaf exports (% of total exports)	metric tons (%)	63154 (14.39%)	69923 (3.98%)	123335 (3.87%)	118770 (2.75%)	82885 (2.25%)
Cigarette production	sticks in millions	17011	24889	29438	38617	34381
Tobacco leaf production	metric tons	94833	117339	135685	148543	136593
Land devoted to tobacco growing (% of agricultural land)	hectares (%)	98300 (1.07%)	89307 (0.97%)	78796 (0.85%)	65220 (0.71%)	62917 (0.74%)
Employment in tobacco manufacturing	people	9910	8390	9301	10005	-

Retail Price of 20 Cigarettes with Tax

Type	US \$	Local
Domestic brand	\$1.98	2.00
Foreign brand	\$2.48	2.50

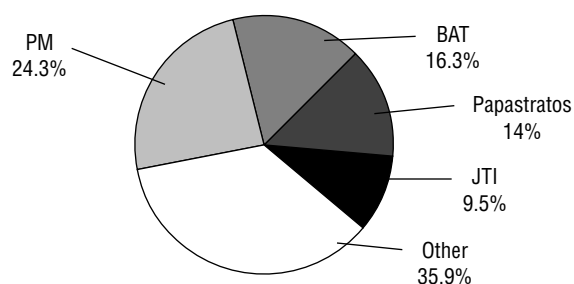
Source: EIU, September 2002

Cigarette Taxes and Duties

Excise tax	1273.16 LCU/1000 cigs
Excise tax	53.85% of retail price
Sales tax	18%

Source: ERC

Market Share by Cigarette Manufacturer, 2000



Source: ERC

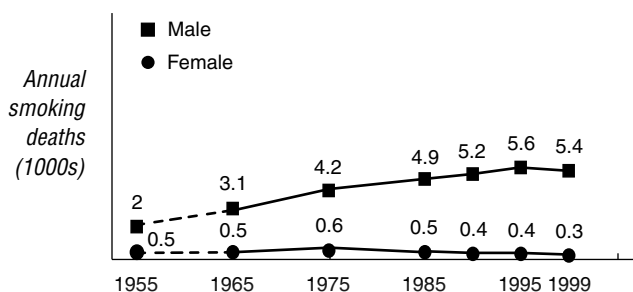
## SMOKING-ATTRIBUTED DISEASE IMPACT

Numbers of Deaths Attributed to Smoking/Total Deaths (thousands), 1999

Cause	Males (by age)			Females (by age)		
	0-34	35-69	70+	0-34	35-69	70+
Lung cancer	-/0.0	2.2/2.4	2.1/2.3	-/0.0	0.1/0.3	0.2/0.5
All cancer	-/0.2	2.9/6.0	3.0/8.3	-/0.2	0.1/3.4	0.3/5.4
Vascular	-/0.1	1.8/6.4	2.0/18	-/0.1	0.1/2.7	0.5/25
Respiratory	-/0.1	0.3/0.8	0.8/3.0	-/0.0	0.0/0.4	0.2/2.9
All other	-/1.9	0.4/3.2	0.6/6.1	-/0.7	0.0/1.6	0.1/7.1
All causes	-/2.3	5.4/16	6.4/35	-/1.0	0.3/8.1	1.2/40

Source: Peto, Lopez, et al., 1992, 1994 (update 2003)

Smoking-Attributed Numbers of Deaths per Year, Ages 35-69 Only



## INFRASTRUCTURE FOR TOBACCO CONTROL

### National Tobacco Control Provisions

Tobacco Bans and Restrictions	Not				Tobacco Requirements and Regulations	Not			
	Banned	Restricted	Regulated	Unknown		Required	Regulated	Regulated	Unknown
Advertising in certain media		X			Advertising health warnings/messages	X			
Advertising to certain audiences				X	Age verification for sales				X
Advertising in certain locations			X		Manufacturing licensure	X			
Advertisement content or design				X	Package health warning/message	X			
Sponsorship or promotion for certain audiences			X		Label design on packaging		X		
Sponsorship advertising of events				X	Ingredient/constituent information on package label	X			
Brand stretching			X		Amount of tar		X		
Sales to minors			X		Amount of nicotine		X		
Sales by minors				X	Amount of other ingredients/constituents			X	
Place of sales				X	Product constituents as confidential information				X
Vending machines				X	Product constituents as public information				X
Free products		X			Constituent disclosure by brand				X
Single cigarette sales	X				Constituent disclosure in the aggregate				X
Misleading information on packaging				X					
Smoking in government buildings (incl. worksites)		X							
Smoking in private worksites		X							
Smoking in educational facilities	X								
Smoking in health care facilities	X								
Smoking on buses	X								
Smoking on trains		X							
Smoking in taxis	X								
Smoking on ferries		X							
Smoking on domestic air flights	X								
Smoking on international air flights	X								
Smoking in restaurants			X						
Smoking in nightclubs and bars			X						
Smoking in other public places				X					

Other Provisions	Yes	No	Unknown
National tobacco control committee		X	
Tobacco control education/promotion	X		
Anti-smuggling provisions			X
Litigation enabling provisions			X

Refer to Appendix B for more information about national tobacco control provisions.

**Population (millions)**

	1995	2000	2025	2050
Total	0.092	0.094	0.100	0.105
Females	0.046	0.047	0.051	0.053
Males	0.046	0.046	0.049	0.051

Source: Food and Agriculture Organization of the United Nations (FAO 2001)

**Real GDP per capita (PPP), US Dollars**

1975	2379
1980	2976
1985	3634
1990	4997
1995	5146
2000	6471

Source: World Health Report 2002

**SMOKING PREVALENCE**

Adult		Youth, 2000		Health Professionals	
Males	-	Males	17.9	Males	-
Females	-	Females	13.8	Females	-
Overall	-	Overall	14.4	Overall	-

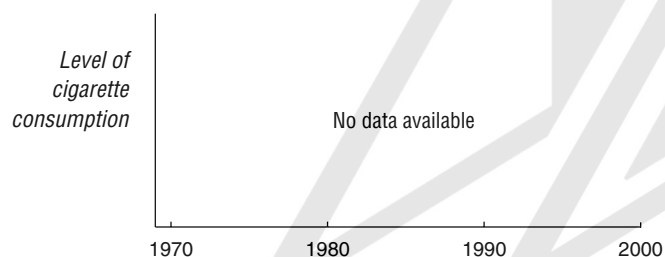
Adult: No data available

Youth: (Males and Females) Currently use any tobacco product, grades 6-8 and forms 1-4; Global Youth Tobacco Survey Collaborative Group. (2002). *Grenada GYTS Fact Sheet*. Available at URL: [http://www.cdc.gov/Tobacco/global/gyts/GYTS\\_factsheets.htm](http://www.cdc.gov/Tobacco/global/gyts/GYTS_factsheets.htm). (Overall) Currently uses any tobacco product, students 13-15 years old; Global Youth Tobacco Survey Collaborative Group. (2002). Special Report: Tobacco use among youth: a cross country comparison. *Tobacco Control 11*: 252-270.

Health professional: No data available

**TOBACCO ECONOMY**

**Annual per capita Consumption, Three Year Moving Average**



**Annual Cigarette Consumption**

Year	Per capita Consumption (cigarette sticks)	Total Consumption (millions of cigarette sticks)
1970	-	-
1980	-	-
1990	-	-
1995	-	-
2000	-	-

**Annual Tobacco Trade and Agriculture Statistics**

	Unit of Measurement	1970	1980	1990	1995	2000
Cigarette imports	sticks in millions	16	5	4	30	85
Cigarette exports	sticks in millions	-	-	-	-	-
Tobacco leaf imports	metric tons	38	28	27	11	20
Tobacco leaf exports (% of total exports)	metric tons (%)	- (-)	- (-)	- (-)	- (-)	- (-)
Cigarette production	sticks in millions	-	20	22	-	-
Tobacco leaf production	metric tons	-	-	-	-	-
Land devoted to tobacco growing (% of agricultural land)	hectares (%)	- (-)	- (-)	- (-)	- (-)	- (-)
Employment in tobacco manufacturing	people	-	-	-	17	-

**Retail Price of 20 Cigarettes with Tax**

Type	US \$	Local
Domestic brand	-	-
Foreign brand	-	-


Source: No data available

**Cigarette Taxes and Duties**

Excise tax	-
Sales tax	-
Import duty	-

Source: No data available

**Market Share by Cigarette Manufacturer**



## SMOKING-RELATED DISEASE IMPACT

### Mortality from Cancer, Respiratory and Circulatory Disease

Numbers of deaths/World age-standardized mortality rate per 100,000 population

Disease	Male		Female		Ages	Disease	Male		Female		Ages
	Number	Rate	Number	Rate			Number	Rate	Number	Rate	
Trachea, lung, and bronchus cancer	-	-	-	-		Ischemic heart disease	-	-	-	-	
Lip, oral cavity, and pharynx cancer	-	-	-	-		Stroke	-	-	-	-	
Respiratory disease	-	-	-	-		Other diseases of the circulatory system	-	-	-	-	
						All causes	-	-	-	-	

Source: No data available

## INFRASTRUCTURE FOR TOBACCO CONTROL

### National Tobacco Control Provisions

Tobacco Bans and Restrictions	Not				Tobacco Requirements and Regulations	Not			
	Banned	Restricted	Regulated	Unknown		Required	Regulated	Regulated	Unknown
Advertising in certain media				X	Advertising health warnings/messages				X
Advertising to certain audiences				X	Age verification for sales				X
Advertising in certain locations				X	Manufacturing licensure				X
Advertisement content or design				X	Package health warning/message			X	
Sponsorship or promotion for certain audiences				X	Label design on packaging				X
Sponsorship advertising of events				X	Ingredient/constituent information on package label				X
Brand stretching				X	Amount of tar				X
Sales to minors				X	Amount of nicotine				X
Sales by minors				X	Amount of other ingredients/constituents				X
Place of sales				X	Product constituents as confidential information				X
Vending machines				X	Product constituents as public information				X
Free products				X	Constituent disclosure by brand				X
Single cigarette sales				X	Constituent disclosure in the aggregate				X
Misleading information on packaging				X					
Smoking in government buildings (incl. worksites)				X	<b>Other Provisions</b>	<b>Yes</b>	<b>No</b>	<b>Unknown</b>	
Smoking in private worksites				X	National tobacco control committee			X	
Smoking in educational facilities				X	Tobacco control education/promotion			X	
Smoking in health care facilities				X	Anti-smuggling provisions			X	
Smoking on buses				X	Litigation enabling provisions			X	
Smoking on trains				X					
Smoking in taxis				X					
Smoking on ferries				X					
Smoking on domestic air flights				X					
Smoking on international air flights				X					
Smoking in restaurants				X					
Smoking in nightclubs and bars				X					
Smoking in other public places				X					

Refer to Appendix B for more information about national tobacco control provisions.

	Population (millions)			
	1995	2000	2025	2050
All adults, ages 15+	5.481	6.420	13.346	20.546
Female adults	2.739	3.214	6.709	10.362
All youth, ages 0-14	4.495	4.965	6.278	6.005
Female youth	2.201	2.431	3.070	2.932

Source: United Nations Population Division, World Population Prospects 1950-2050 (2000 revision)

Real GDP per capita (PPP), US Dollars	
1975	3332
1980	3883
1985	3234
1990	3302
1995	3571
2000	3820

Source: World Health Report 2002

## SMOKING PREVALENCE

Adult (15 Years & Older), 1989		Youth (10-14 Year Olds), 1989		Medical Residents, 2002	
Males	37.8	Males	12.1	Males	26
Females	17.7	Females	3.4	Females	7
Overall	26.8	Overall	8.5	Overall	18

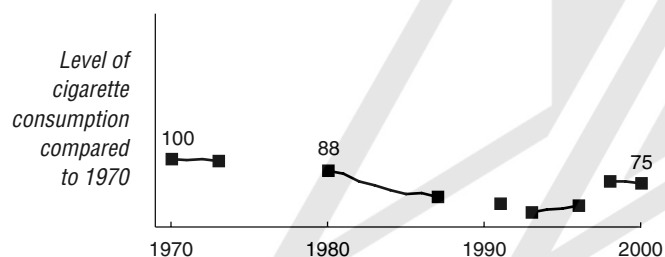
Adult: Current daily and occasional smoking in urban areas measured by the 1989 National Survey on Smoking; Arango, L. (1989). *Encuesta nacional de tabaquismo*. Comision Nacional de Lucha contra el Tabaco.

Youth: Ever smoking measured by the 1989 National Survey on Smoking; Arango, L. (1989). *Encuesta nacional de tabaquismo*. Comision Nacional de Lucha contra el Tabaco.

Health professional: Current smokers among medical residents of Roosevelt Hospital and San Juan de Dios Hospital; Barnoya, J. and Glantz, S. (2002). Knowledge and use of tobacco among Guatemalan physicians. *Cancer Causes and Control* 13(9): 879-881.

## TOBACCO ECONOMY

### Annual per capita Consumption, Three Year Moving Average, 1970 = 100



### Annual Cigarette Consumption

Year	Per capita Consumption (cigarette sticks)	Total Consumption (millions of cigarette sticks)
1970	718	2039
1980	723	2664
1991	392	1907
1995	464	2544
2000	575	3691

### Annual Tobacco Trade and Agriculture Statistics

	Unit of Measurement	1970	1980	1990	1995	2000
Cigarette imports	sticks in millions	11	10	-	539	498
Cigarette exports	sticks in millions	958	45	-	611	1069
Tobacco leaf imports	metric tons	450	1679	322	127	354
Tobacco leaf exports (% of total exports)	metric tons (%)	1179 (0.19%)	6096 (1.10%)	8360 (1.81%)	5439 (0.93%)	14110 (1.58%)
Cigarette production	sticks in millions	2986	2699	-	2616	4262
Tobacco leaf production	metric tons	5193	10497	11151	10720	18630
Land devoted to tobacco growing (% of agricultural land)	hectares (%)	4150 (0.15%)	5913 (0.19%)	9908 (0.23%)	8210 (0.18%)	8374 (0.19%)
Employment in tobacco manufacturing	people	-	1053	-	771	-

### Retail Price of 20 Cigarettes with Tax

Type	US \$	Local
Domestic brand	\$1.27	10.00
Foreign brand	\$1.40	11.00

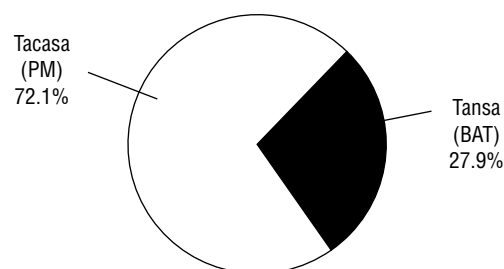
Source: EIU, September 2002

### Cigarette Taxes and Duties

Sales tax	10%
Sales tax	44% luxury tax
Import duty	55%

Source: ERC

### Market Share by Cigarette Manufacturer, 2000



Source: ERC

## SMOKING-RELATED DISEASE IMPACT

**Mortality from Cancer, Respiratory and Circulatory Disease, 2000**  
Numbers of deaths/World age-standardized mortality rate per 100,000 population

Disease	Male		Female		Ages	Disease	Male		Female		Ages
	Number	Rate	Number	Rate			Number	Rate	Number	Rate	
Trachea, lung, and bronchus cancer	561	78.0	219	28.5	45+	Ischemic heart disease	-	-	-	-	
Lip, oral cavity, and pharynx cancer	69	9.7	30	3.8	45+	Stroke	-	-	-	-	
Respiratory disease	-	-	-	-		Other diseases of the circulatory system	-	-	-	-	
						All causes	-	-	-	-	

Source: Ferlay, J., Bray, F., Pisani, P. and Parkin, D.M. (2001). *GLOBOCAN 2000: Cancer Incidence, Mortality and Prevalence Worldwide, Version 1.0*. [CD-ROM]. IARC CancerBase No. 5. Lyon: IARC Press. Available at URL: <http://www-dep.iarc.fr/globocan/globocan.html>

## INFRASTRUCTURE FOR TOBACCO CONTROL

### National Tobacco Control Provisions

Tobacco Bans and Restrictions	Not				Tobacco Requirements and Regulations	Not			
	Banned	Restricted	Regulated	Unknown		Required	Regulated	Regulated	Unknown
Advertising in certain media		X			Advertising health warnings/messages	X			
Advertising to certain audiences		X			Age verification for sales				X
Advertising in certain locations		X			Manufacturing licensure				X
Advertisement content or design		X			Package health warning/message	X			
Sponsorship or promotion for certain audiences				X	Label design on packaging		X		
Sponsorship advertising of events				X	Ingredient/constituent information on package label	X			
Brand stretching	X				Amount of tar		X		
Sales to minors	X				Amount of nicotine		X		
Sales by minors				X	Amount of other ingredients/constituents				X
Place of sales				X	Product constituents as confidential information				X
Vending machines	X				Product constituents as public information				X
Free products		X			Constituent disclosure by brand				X
Single cigarette sales	X				Constituent disclosure in the aggregate				X
Misleading information on packaging				X					
Smoking in government buildings (incl. worksites)		X							
Smoking in private worksites		X							
Smoking in educational facilities	X								
Smoking in health care facilities	X								
Smoking on buses	X								
Smoking on trains	X								
Smoking in taxis	X								
Smoking on ferries				X					
Smoking on domestic air flights	X								
Smoking on international air flights		X							
Smoking in restaurants		X							
Smoking in nightclubs and bars				X					
Smoking in other public places		X							

Other Provisions	Yes	No	Unknown
National tobacco control committee			X
Tobacco control education/promotion			X
Anti-smuggling provisions			X
Litigation enabling provisions			X

Refer to Appendix B for more information about national tobacco control provisions.

Population (millions)

	1995	2000	2025	2050
All adults, ages 15+	4.039	4.562	8.697	15.290
Female adults	2.023	2.280	4.319	7.596
All youth, ages 0-14	3.293	3.592	5.423	5.421
Female youth	1.626	1.772	2.669	2.672

Source: United Nations Population Division, World Population Prospects 1950-2050 (2000 revision)

Real GDP per capita (PPP), US Dollars

1975	1157
1980	1230
1985	1319
1990	1424
1995	1431
2000	1564

Source: World Health Report 2002

SMOKING PREVALENCE

Adult (11-72 Year Olds)		Youth		Health Professionals	
Males	58.9	Males	-	Males	-
Females	47.3	Females	-	Females	-
Overall	57.6	Overall	-	Overall	-

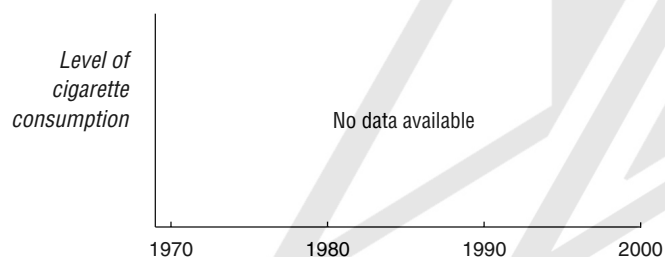
Adult: Current smoking in five districts of the capital city of Conakry (Dixinn, Kaloum, Matam, Matoto and Ratoma), study does not claim to be representative of the Guinean population (survey year unknown); Ngom, A., Dieng, B. and Bangoura, M. (1998). *Investigation of nicotine addiction in Guinea*. Conakry: Department of Health and Office of WHO in Guinea.

Youth: No data available

Health professional: No data available

TOBACCO ECONOMY

Annual per capita Consumption, Three Year Moving Average



Annual Cigarette Consumption

Year	Per capita Consumption (cigarette sticks)	Total Consumption (millions of cigarette sticks)
1970	-	-
1980	-	-
1990	-	-
1995	-	-
2000	-	-

Annual Tobacco Trade and Agriculture Statistics

	Unit of Measurement	1970	1980	1990	1995	2000
Cigarette imports	sticks in millions	-	-	-	2809	8390
Cigarette exports	sticks in millions	-	-	-	7	23
Tobacco leaf imports	metric tons	-	144	50	110	206
Tobacco leaf exports (% of total exports)	metric tons (%)	- (-)	- (-)	- (-)	- (-)	44 (0.01%)
Cigarette production	sticks in millions	-	-	-	-	-
Tobacco leaf production	metric tons	1300	1500	1800	1800	1800
Land devoted to tobacco growing (% of agricultural land)	hectares (%)	1630 (0.01%)	1800 (0.02%)	2000 (0.02%)	2000 (0.02%)	2000 (0.02%)
Employment in tobacco manufacturing	people	-	-	-	-	-

Retail Price of 20 Cigarettes with Tax

Type	US \$	Local
Domestic brand	-	-
Foreign brand	-	-

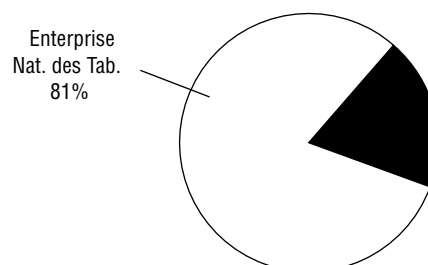
Source: No data available

Cigarette Taxes and Duties

Excise tax	-
Sales tax	-
Import duty	-

Source: No data available

Market Share by Cigarette Manufacturer, 2000



Source: TMA



## SMOKING-RELATED DISEASE IMPACT

**Mortality from Cancer, Respiratory and Circulatory Disease, 2000**  
Numbers of deaths/World age-standardized mortality rate per 100,000 population

Disease	Male		Female		Ages	Disease	Male		Female		Ages
	Number	Rate	Number	Rate			Number	Rate	Number	Rate	
Trachea, lung, and bronchus cancer	88	18.1	13	2.5	45+	Ischemic heart disease	-	-	-	-	
Lip, oral cavity, and pharynx cancer	36	8.0	21	4.2	45+	Stroke	-	-	-	-	
Respiratory disease	-	-	-	-		Other diseases of the circulatory system	-	-	-	-	
						All causes	-	-	-	-	

Source: Ferlay, J., Bray, F., Pisani, P. and Parkin, D.M. (2001). *GLOBOCAN 2000: Cancer Incidence, Mortality and Prevalence Worldwide, Version 1.0.* [CD-ROM]. IARC CancerBase No. 5. Lyon: IARC Press. Available at URL: <http://www-dep.iarc.fr/globocan/globocan.html>

## INFRASTRUCTURE FOR TOBACCO CONTROL

### National Tobacco Control Provisions

Tobacco Bans and Restrictions	Not				Tobacco Requirements and Regulations	Not			
	Banned	Restricted	Regulated	Unknown		Required	Regulated	Regulated	Unknown
Advertising in certain media		X			Advertising health warnings/messages			X	
Advertising to certain audiences			X		Age verification for sales			X	
Advertising in certain locations			X		Manufacturing licensure				X
Advertisement content or design			X		Package health warning/message	X			
Sponsorship or promotion for certain audiences			X		Label design on packaging			X	
Sponsorship advertising of events			X		Ingredient/constituent information on package label			X	
Brand stretching			X		Amount of tar			X	
Sales to minors			X		Amount of nicotine			X	
Sales by minors			X		Amount of other ingredients/constituents			X	
Place of sales			X		Product constituents as confidential information			X	
Vending machines			X		Product constituents as public information			X	
Free products			X		Constituent disclosure by brand			X	
Single cigarette sales			X		Constituent disclosure in the aggregate			X	
Misleading information on packaging			X						
Smoking in government buildings (incl. worksites)	X				<b>Other Provisions</b>	<b>Yes</b>	<b>No</b>	<b>Unknown</b>	
Smoking in private worksites		X			National tobacco control committee		X		
Smoking in educational facilities	X				Tobacco control education/promotion		X		
Smoking in health care facilities	X				Anti-smuggling provisions			X	
Smoking on buses	X				Litigation enabling provisions		X		
Smoking on trains	X								
Smoking in taxis	X								
Smoking on ferries		X							
Smoking on domestic air flights			X						
Smoking on international air flights			X						
Smoking in restaurants	X								
Smoking in nightclubs and bars			X						
Smoking in other public places				X					

Refer to Appendix B for more information about national tobacco control provisions.

Population (millions)

	1995	2000	2025	2050
All adults, ages 15+	0.615	0.678	1.284	2.355
Female adults	0.315	0.347	0.652	1.191
All youth, ages 0-14	0.463	0.521	0.886	0.921
Female youth	0.232	0.261	0.441	0.457

Source: United Nations Population Division, World Population Prospects 1950-2050 (2000 revision)

Real GDP per capita (PPP), US Dollars

Year	Real GDP per capita (PPP), US Dollars
1975	743
1980	584
1985	713
1990	765
1995	786
2000	623

Source: World Health Report 2002

SMOKING PREVALENCE

Adult		Youth		Health Professionals	
Males	-	Males	-	Males	-
Females	-	Females	-	Females	-
Overall	-	Overall	-	Overall	-

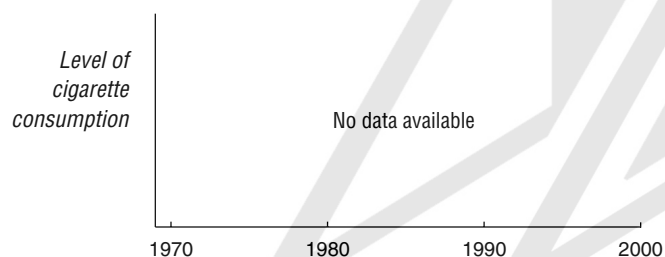
Adult: No data available

Youth: No data available

Health professional: No data available

TOBACCO ECONOMY

Annual per capita Consumption, Three Year Moving Average



Annual Cigarette Consumption

Year	Per capita Consumption (cigarette sticks)	Total Consumption (millions of cigarette sticks)
1970	-	-
1980	-	-
1990	-	-
1995	-	-
2000	-	-

Annual Tobacco Trade and Agriculture Statistics

	Unit of Measurement	1970	1980	1990	1995	2000
Cigarette imports	sticks in millions	91	96	20	40	90
Cigarette exports	sticks in millions	-	-	-	-	-
Tobacco leaf imports	metric tons	344	71	-	-	-
Tobacco leaf exports (% of total exports)	metric tons (%)	- (-)	- (-)	- (-)	- (-)	- (-)
Cigarette production	sticks in millions	-	-	-	-	-
Tobacco leaf production	metric tons	-	-	-	-	-
Land devoted to tobacco growing (% of agricultural land)	hectares (%)	- (-)	- (-)	- (-)	- (-)	- (-)
Employment in tobacco manufacturing	people	-	-	-	-	-

Retail Price of 20 Cigarettes with Tax

Type	US \$	Local
Domestic brand	-	-
Foreign brand	-	-


Source: No data available

Cigarette Taxes and Duties

Excise tax	-
Sales tax	-
Import duty	-

Source: No data available

Market Share by Cigarette Manufacturer



## SMOKING-RELATED DISEASE IMPACT

**Mortality from Cancer, Respiratory and Circulatory Disease, 2000**  
Numbers of deaths/World age-standardized mortality rate per 100,000 population

Disease	Male		Female		Ages	Disease	Male		Female		Ages
	Number	Rate	Number	Rate			Number	Rate	Number	Rate	
Trachea, lung, and bronchus cancer	6	7.2	0	1.1	45+	Ischemic heart disease	-	-	-	-	
Lip, oral cavity, and pharynx cancer	7	7.1	4	3.3	45+	Stroke	-	-	-	-	
Respiratory disease	-	-	-	-		Other diseases of the circulatory system	-	-	-	-	
						All causes	-	-	-	-	

Source: Ferlay, J., Bray, F., Pisani, P. and Parkin, D.M. (2001). *GLOBOCAN 2000: Cancer Incidence, Mortality and Prevalence Worldwide, Version 1.0*. [CD-ROM]. IARC CancerBase No. 5. Lyon: IARC Press. Available at URL: <http://www-dep.iarc.fr/globocan/globocan.html>

## INFRASTRUCTURE FOR TOBACCO CONTROL

### National Tobacco Control Provisions

Tobacco Bans and Restrictions	Not				Tobacco Requirements and Regulations	Not			
	Banned	Restricted	Regulated	Unknown		Required	Regulated	Regulated	Unknown
Advertising in certain media			X		Advertising health warnings/messages			X	
Advertising to certain audiences			X		Age verification for sales			X	
Advertising in certain locations			X		Manufacturing licensure			X	
Advertisement content or design			X		Package health warning/message			X	
Sponsorship or promotion for certain audiences			X		Label design on packaging			X	
Sponsorship advertising of events			X		Ingredient/constituent information on package label			X	
Brand stretching			X		Amount of tar			X	
Sales to minors			X		Amount of nicotine			X	
Sales by minors			X		Amount of other ingredients/constituents			X	
Place of sales			X		Product constituents as confidential information			X	
Vending machines			X		Product constituents as public information			X	
Free products			X		Constituent disclosure by brand			X	
Single cigarette sales			X		Constituent disclosure in the aggregate			X	
Misleading information on packaging			X						
Smoking in government buildings (incl. worksites)			X		<b>Other Provisions</b>	<b>Yes</b>	<b>No</b>	<b>Unknown</b>	
Smoking in private worksites			X		National tobacco control committee			X	
Smoking in educational facilities			X		Tobacco control education/promotion			X	
Smoking in health care facilities			X		Anti-smuggling provisions			X	
Smoking on buses			X		Litigation enabling provisions			X	
Smoking on trains			X						
Smoking in taxis			X						
Smoking on ferries			X						
Smoking on domestic air flights			X						
Smoking on international air flights			X						
Smoking in restaurants			X						
Smoking in nightclubs and bars			X						
Smoking in other public places			X						

Refer to Appendix B for more information about national tobacco control provisions.

	Population (millions)			
	1995	2000	2025	2050
All adults, ages 15+	0.494	0.528	0.546	0.417
Female adults	0.259	0.277	0.295	0.228
All youth, ages 0-14	0.248	0.233	0.157	0.087
Female youth	0.123	0.115	0.077	0.042

Source: United Nations Population Division, World Population Prospects 1950-2050 (2000 revision)

Real GDP per capita (PPP), US Dollars	
1975	3323
1980	3107
1985	2505
1990	2291
1995	3178
2000	3688

Source: World Health Report 2002

## SMOKING PREVALENCE

Adult		Youth, 2000		Health Professionals	
Males	-	Males	21.1	Males	-
Females	-	Females	10.8	Females	-
Overall	-	Overall	15.3	Overall	-

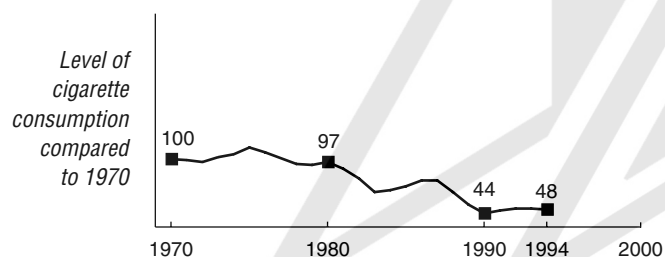
Adult: No data available

Youth: (Males and Females) Currently use any tobacco product, forms II-IV; Global Youth Tobacco Survey Collaborative Group. (2002). *Guyana GYTS Fact Sheet*. Available at URL: [http://www.cdc.gov/Tobacco/global/gyts/GYTS\\_factsheets.htm](http://www.cdc.gov/Tobacco/global/gyts/GYTS_factsheets.htm). (Overall) Currently use any tobacco product, students 13-15 years old; Global Youth Tobacco Survey Collaborative Group. (2002). Special Report: Tobacco use among youth: a cross country comparison. *Tobacco Control 11: 252-270*.

Health professional: No data available

## TOBACCO ECONOMY

### Annual per capita Consumption, Three Year Moving Average, 1970 = 100



### Annual Cigarette Consumption

Year	Per capita Consumption (cigarette sticks)	Total Consumption (millions of cigarette sticks)
1970	1295	481
1980	1288	578
1990	533	247
1994	645	314
2000	-	-

### Annual Tobacco Trade and Agriculture Statistics

	Unit of Measurement	1970	1980	1990	1995	2000
Cigarette imports	sticks in millions	7	-	-	-	-
Cigarette exports	sticks in millions	-	-	-	-	-
Tobacco leaf imports	metric tons	357	314	200	-	-
Tobacco leaf exports (% of total exports)	metric tons (%)	- (-)	- (-)	- (-)	- (-)	- (-)
Cigarette production	sticks in millions	474	578	247	-	-
Tobacco leaf production	metric tons	103	100	100	100	90
Land devoted to tobacco growing (% of agricultural land)	hectares (%)	95 (0.01%)	100 (0.01%)	100 (0.01%)	100 (0.01%)	100 (0.01%)
Employment in tobacco manufacturing	people	241	199	-	-	-

### Retail Price of 20 Cigarettes with Tax

Type	US \$	Local
Average price	\$0.61	87.50

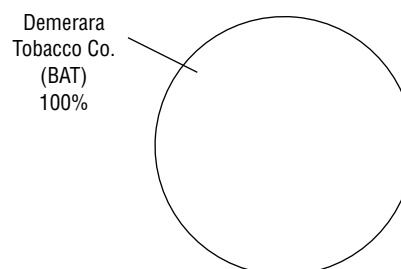
Source: TMA, 1997

### Cigarette Taxes and Duties

Sales tax	85% of ex-factory price consumption tax
Import duty	100%
Imports from CARICOM countries are duty free	

Source: TMA

### Market Share by Cigarette Manufacturer, 2001



Source: TMA

## SMOKING-RELATED DISEASE IMPACT

**Mortality from Cancer, Respiratory and Circulatory Disease, 1996**  
Numbers of deaths/World age-standardized mortality rate per 100,000 population

Disease	Male		Female		Ages	Disease	Male		Female		Ages
	Number	Rate	Number	Rate			Number	Rate	Number	Rate	
Trachea, lung, and bronchus cancer	11	13.2	8	7.5	35+	Ischemic heart disease	272	324.1	193	208.4	35+
Lip, oral cavity, and pharynx cancer	9	10.2	0	0.0	35+	Stroke	300	353.2	270	287.2	35+
Respiratory disease	31	35.3	10	10.7	35+	Other diseases of the circulatory system	151	183.3	139	150.0	35+
						All causes	1901	2194.1	1468	1545.3	35+

Source: World Health Organization. (2003). *WHO Mortality Database*. Geneva: WHO.

## INFRASTRUCTURE FOR TOBACCO CONTROL

### National Tobacco Control Provisions

Tobacco Bans and Restrictions	Not				Tobacco Requirements and Regulations	Not			
	Banned	Restricted	Regulated	Unknown		Required	Regulated	Regulated	Unknown
Advertising in certain media		X			Advertising health warnings/messages	X			
Advertising to certain audiences				X	Age verification for sales				X
Advertising in certain locations		X			Manufacturing licensure	X			
Advertisement content or design				X	Package health warning/message			X	
Sponsorship or promotion for certain audiences				X	Label design on packaging			X	
Sponsorship advertising of events		X			Ingredient/constituent information on package label			X	
Brand stretching	X				Amount of tar			X	
Sales to minors	X				Amount of nicotine			X	
Sales by minors			X		Amount of other ingredients/constituents			X	
Place of sales				X	Product constituents as confidential information				X
Vending machines			X		Product constituents as public information				X
Free products			X		Constituent disclosure by brand				X
Single cigarette sales			X		Constituent disclosure in the aggregate				X
Misleading information on packaging				X					
Smoking in government buildings (incl. worksites)				X	<b>Other Provisions</b>	<b>Yes</b>	<b>No</b>	<b>Unknown</b>	
Smoking in private worksites				X	National tobacco control committee		X		
Smoking in educational facilities				X	Tobacco control education/promotion		X		
Smoking in health care facilities				X	Anti-smuggling provisions			X	
Smoking on buses	X				Litigation enabling provisions		X		
Smoking on trains	X								
Smoking in taxis	X								
Smoking on ferries			X						
Smoking on domestic air flights	X								
Smoking on international air flights	X								
Smoking in restaurants		X							
Smoking in nightclubs and bars			X						
Smoking in other public places				X					

Refer to Appendix B for more information about national tobacco control provisions.

	Population (millions)			
	1995	2000	2025	2050
All adults, ages 15+	4.288	4.837	7.939	10.782
Female adults	2.234	2.525	4.142	5.605
All youth, ages 0-14	3.234	3.305	3.610	3.200
Female youth	1.595	1.629	1.772	1.565

Source: United Nations Population Division, World Population Prospects 1950-2050 (2000 revision)

Real GDP per capita (PPP), US Dollars	
1975	1433
1980	1707
1985	1448
1990	1342
1995	1002
2000	1052

Source: World Health Report 2002

## SMOKING PREVALENCE

Adult (12-45 Year Olds), 1990		Youth, 2001		Health Professionals	
Males	10.7	Males	18.1	Males	-
Females	8.6	Females	18.4	Females	-
Overall	9.5	Overall	20.7	Overall	-

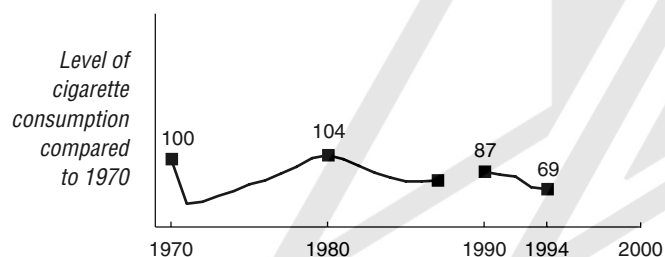
Adult: Current tobacco use; Narcotics Awareness and Education Project (NAE). (1991). *National study of drug prevalence and attitudes toward drug use in Haiti*. Haiti: Development Associates, Inc.

Youth: (Males and Females) Currently use any tobacco product, 7th-9th year in Port-au-Prince; Global Youth Tobacco Survey Collaborative Group. (2002). *Haiti GYTS Fact Sheet*. Available at URL: [http://www.cdc.gov/Tobacco/global/gyts/GYTS\\_factsheets.htm](http://www.cdc.gov/Tobacco/global/gyts/GYTS_factsheets.htm). (Overall) Currently use any tobacco product, students 13-15 years old in Port-au-Prince; Global Youth Tobacco Survey Collaborative Group. (2002). Special Report: Tobacco use among youth: a cross country comparison. *Tobacco Control 11*: 252-270.

Health professional: No data available

## TOBACCO ECONOMY

### Annual per capita Consumption, Three Year Moving Average, 1970 = 100



### Annual Cigarette Consumption

Year	Per capita Consumption (cigarette sticks)	Total Consumption (millions of cigarette sticks)
1970	158	421
1980	351	1114
1990	282	1087
1994	172	722
2000	-	-

### Annual Tobacco Trade and Agriculture Statistics

	Unit of Measurement	1970	1980	1990	1995	2000
Cigarette imports	sticks in millions	-	20	60	22	50
Cigarette exports	sticks in millions	-	-	-	-	-
Tobacco leaf imports	metric tons	128	1109	100	300	190
Tobacco leaf exports (% of total exports)	metric tons (%)	- (-)	- (-)	- (-)	- (-)	1 (-)
Cigarette production	sticks in millions	421	1094	1027	-	-
Tobacco leaf production	metric tons	170	386	700	530	550
Land devoted to tobacco growing (% of agricultural land)	hectares (%)	150 (0.01%)	455 (0.03%)	540 (0.04%)	410 (0.03%)	400 (0.03%)
Employment in tobacco manufacturing	people	180	326	-	-	-

### Retail Price of 20 Cigarettes with Tax

Type	US \$	Local
Domestic brand	-	-
Foreign brand	-	-

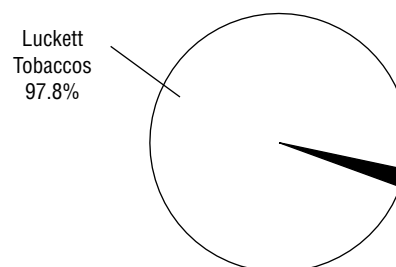
Source: No data available

### Cigarette Taxes and Duties

Import duty	1.90 LCU/kg or 130%
Other import duties	4%-6% surcharge
Economic liberation tax	2% until 10,000 LCU

Source: TMA

### Market Share by Cigarette Manufacturer, 2001



Source: TMA

## SMOKING-RELATED DISEASE IMPACT

**Mortality from Cancer, Respiratory and Circulatory Disease, 2000**  
Numbers of deaths/World age-standardized mortality rate per 100,000 population

Disease	Male		Female		Ages	Disease	Male		Female		Ages
	Number	Rate	Number	Rate			Number	Rate	Number	Rate	
Trachea, lung, and bronchus cancer	179	35.6	5	0.8	45+	Ischemic heart disease	-	-	-	-	
Lip, oral cavity, and pharynx cancer	102	20.2	240	38.3	45+	Stroke	-	-	-	-	
Respiratory disease	-	-	-	-		Other diseases of the circulatory system	-	-	-	-	
						All causes	-	-	-	-	

Source: Ferlay, J., Bray, F., Pisani, P. and Parkin, D.M. (2001). *GLOBOCAN 2000: Cancer Incidence, Mortality and Prevalence Worldwide, Version 1.0*. [CD-ROM]. IARC CancerBase No. 5. Lyon: IARC Press. Available at URL: <http://www-dep.iarc.fr/globocan/globocan.html>

## INFRASTRUCTURE FOR TOBACCO CONTROL

### National Tobacco Control Provisions

Tobacco Bans and Restrictions	Not				Tobacco Requirements and Regulations	Not			
	Banned	Restricted	Regulated	Unknown		Required	Regulated	Regulated	Unknown
Advertising in certain media				X	Advertising health warnings/messages				X
Advertising to certain audiences				X	Age verification for sales				X
Advertising in certain locations				X	Manufacturing licensure				X
Advertisement content or design				X	Package health warning/message			X	
Sponsorship or promotion for certain audiences				X	Label design on packaging				X
Sponsorship advertising of events				X	Ingredient/constituent information on package label				X
Brand stretching				X	Amount of tar				X
Sales to minors				X	Amount of nicotine				X
Sales by minors				X	Amount of other ingredients/constituents				X
Place of sales				X	Product constituents as confidential information				X
Vending machines				X	Product constituents as public information				X
Free products				X	Constituent disclosure by brand				X
Single cigarette sales				X	Constituent disclosure in the aggregate				X
Misleading information on packaging				X					
Smoking in government buildings (incl. worksites)				X	<b>Other Provisions</b>	<b>Yes</b>	<b>No</b>	<b>Unknown</b>	
Smoking in private worksites				X	National tobacco control committee			X	
Smoking in educational facilities				X	Tobacco control education/promotion			X	
Smoking in health care facilities				X	Anti-smuggling provisions			X	
Smoking on buses				X	Litigation enabling provisions			X	
Smoking on trains				X					
Smoking in taxis				X					
Smoking on ferries				X					
Smoking on domestic air flights				X					
Smoking on international air flights				X					
Smoking in restaurants				X					
Smoking in nightclubs and bars				X					
Smoking in other public places				X					

Refer to Appendix B for more information about national tobacco control provisions.

## Population (millions)

	1995	2000	2025	2050
All adults, ages 15+	3.158	3.734	7.175	10.029
Female adults	1.580	1.871	3.609	5.064
All youth, ages 0-14	2.466	2.682	2.931	2.816
Female youth	1.211	1.317	1.435	1.377

Source: United Nations Population Division, World Population Prospects 1950-2050 (2000 revision)

## Real GDP per capita (PPP), US Dollars

	1975	1948
	1980	2327
	1985	2162
	1990	2166
	1995	2232
	2000	2250

Source: World Health Report 2002

## SMOKING PREVALENCE

### Adult (18 Years & Older), 1988

Males	36
Females	11
Overall	24

### Youth, 1996

All youth	2
-----------	---

### Health Professionals

Males	-
Females	-
Overall	-

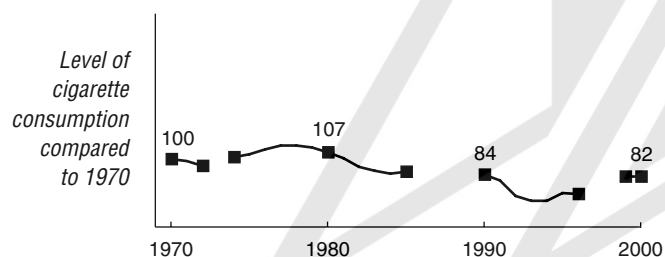
Adult: Current smoking in urban areas; Gallup Organization, Inc. (1988). *The incidence of smoking in Central and Latin America*. Conducted for the American Cancer Society.

Youth: Daily smokers among fifth and sixth grade students in the Los Pinos area, near Tegucigalpa; Hamner, R.T. and Stumpf, S. (2001). Survey of smoking knowledge, attitudes and practice in school children in Honduras. *Family Practice 18(6)*: 627-628.

Health professional: No data available

## TOBACCO ECONOMY

### Annual per capita Consumption, Three Year Moving Average, 1970 = 100



### Annual Cigarette Consumption

Year	Per capita Consumption (cigarette sticks)	Total Consumption (millions of cigarette sticks)
1970	1250	1679
1980	1289	2427
1990	1019	2718
1995	772	2437
2000	1044	3897

### Annual Tobacco Trade and Agriculture Statistics

	Unit of Measurement	1970	1980	1990	1995	2000
Cigarette imports	sticks in millions	413	30	28	28	78
Cigarette exports	sticks in millions	-	78	-	1	1836
Tobacco leaf imports	metric tons	104	281	490	1197	4770
Tobacco leaf exports (% of total exports)	metric tons (%)	2181 (1.33%)	4566 (1.68%)	648 (0.36%)	590 (0.18%)	3344 (0.68%)
Cigarette production	sticks in millions	1266	2475	2690	2410	5655
Tobacco leaf production	metric tons	5434	7303	5198	6758	5035
Land devoted to tobacco growing (% of agricultural land)	hectares (%)	4493 (0.15%)	9605 (0.29%)	7200 (0.22%)	9638 (0.28%)	11214 (0.38%)
Employment in tobacco manufacturing	people	-	-	2848	3409	-

### Retail Price of 20 Cigarettes with Tax

Type	US \$	Local
MPPC	\$0.78	12.00

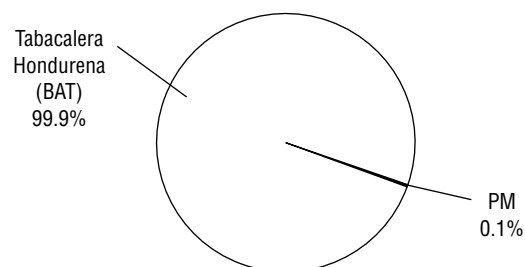
Source: TJI, 2001

### Cigarette Taxes and Duties

Sales tax	30% consumption tax
Sales tax	15%
Import duty	55%; duty free: CACM countries
Other import duties	0.5%

Source: ERC

### Market Share by Cigarette Manufacturer, 2000



Source: ERC



## SMOKING-RELATED DISEASE IMPACT

**Mortality from Cancer, Respiratory and Circulatory Disease, 2000**  
Numbers of deaths/World age-standardized mortality rate per 100,000 population

Disease	Male		Female		Ages	Disease	Male		Female		Ages
	Number	Rate	Number	Rate			Number	Rate	Number	Rate	
Trachea, lung, and bronchus cancer	305	78.0	125	28.5	45+	Ischemic heart disease	-	-	-	-	
Lip, oral cavity, and pharynx cancer	38	9.7	16	3.8	45+	Stroke	-	-	-	-	
Respiratory disease	-	-	-	-		Other diseases of the circulatory system	-	-	-	-	
						All causes	-	-	-	-	

Source: Ferlay, J., Bray, F., Pisani, P. and Parkin, D.M. (2001). *GLOBOCAN 2000: Cancer Incidence, Mortality and Prevalence Worldwide, Version 1.0*. [CD-ROM]. IARC CancerBase No. 5. Lyon: IARC Press. Available at URL: <http://www-dep.iarc.fr/globocan/globocan.html>

## INFRASTRUCTURE FOR TOBACCO CONTROL

### National Tobacco Control Provisions

Tobacco Bans and Restrictions	Not				Tobacco Requirements and Regulations	Not			
	Banned	Restricted	Regulated	Unknown		Required	Regulated	Regulated	Unknown
Advertising in certain media		X			Advertising health warnings/messages	X			
Advertising to certain audiences				X	Age verification for sales				X
Advertising in certain locations				X	Manufacturing licensure				X
Advertisement content or design		X			Package health warning/message			X	
Sponsorship or promotion for certain audiences				X	Label design on packaging				X
Sponsorship advertising of events				X	Ingredient/constituent information on package label	X			
Brand stretching				X	Amount of tar				X
Sales to minors	X				Amount of nicotine				X
Sales by minors				X	Amount of other ingredients/constituents				X
Place of sales				X	Product constituents as confidential information				X
Vending machines				X	Product constituents as public information				X
Free products				X	Constituent disclosure by brand				X
Single cigarette sales				X	Constituent disclosure in the aggregate				X
Misleading information on packaging				X					
Smoking in government buildings (incl. worksites)				X					
Smoking in private worksites			X						
Smoking in educational facilities	X								
Smoking in health care facilities	X								
Smoking on buses	X								
Smoking on trains	X								
Smoking in taxis				X					
Smoking on ferries	X								
Smoking on domestic air flights		X							
Smoking on international air flights		X							
Smoking in restaurants			X						
Smoking in nightclubs and bars				X					
Smoking in other public places		X							

Other Provisions	Yes	No	Unknown
National tobacco control committee	X		
Tobacco control education/promotion	X		
Anti-smuggling provisions			X
Litigation enabling provisions			X

Refer to Appendix B for more information about national tobacco control provisions.

## Population (millions)

	1995	2000	2025	2050
All adults, ages 15+	8.364	8.279	7.628	6.408
Female adults	4.423	4.388	4.046	3.372
All youth, ages 0-14	1.850	1.689	1.155	1.079
Female youth	0.904	0.824	0.563	0.525

Source: United Nations Population Division, World Population Prospects 1950-2050 (2000 revision)

## Real GDP per capita (PPP), US Dollars

Year	Real GDP per capita (PPP), US Dollars
1975	7930
1980	9154
1985	10109
1990	10590
1995	9533
2000	11676

Source: World Health Report 2002

## SMOKING PREVALENCE

### Adult (18 Years & Older), 1999

Males	53.1
Females	30.4
Overall	41.75

### Youth (15-16 Year Olds), 1999

Males	31
Females	25
Overall	28

### Health Science Students, 1998

Medical students	36.3
Nursing students	48.2
Pharmacy students	23.3

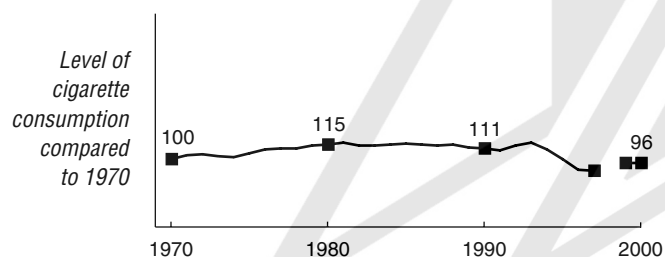
Adult: FACT Institute of Applied Social Studies. (November 1999). Smoking and alcohol consumption. Available at URL: [http://www.sfact.com/dohanyzasrol/index\\_e.html](http://www.sfact.com/dohanyzasrol/index_e.html). Reported in World Health Organization. (2002). *European Country Profiles on Tobacco Control, 2001*. Copenhagen: WHO Regional Office for Europe.

Youth: Lifetime use of cigarettes, 40 times or more; Hibbell, B., Andersson, B., Ahlström, S., Balakireva, O., Bjarnson, T., Kokkevi, A. and Morgan, M. (2000). *The 1999 ESPAD (European School Survey Project on Alcohol and Drugs) Report*. Stockholm: The Swedish Council for Information on Alcohol and Other Drugs. Available at URL: [http://www.can.se/in\\_english/pdf/espadsurvey.pdf](http://www.can.se/in_english/pdf/espadsurvey.pdf).

Health professional: Cigarette smoking among fourth year medical students, fourth year pharmacy students, and third year nursing students in Szeged; Piko, B.F. (2002). Does knowledge count? Attitudes toward smoking among medical, nursing, and pharmacy students in Hungary. *Journal of Community Health* 27(4): 269-276.

## TOBACCO ECONOMY

### Annual per capita Consumption, Three Year Moving Average, 1970 = 100



### Annual Cigarette Consumption

Year	Per capita Consumption (cigarette sticks)	Total Consumption (millions of cigarette sticks)
1970	2743	22452
1980	3399	28410
1990	3022	24983
1995	2550	21330
2000	2654	21968

### Annual Tobacco Trade and Agriculture Statistics

	Unit of Measurement	1970	1980	1990	1995	2000
Cigarette imports	sticks in millions	627	1352	534	707	360
Cigarette exports	sticks in millions	225	100	3763	5086	-
Tobacco leaf imports	metric tons	7572	6763	6212	13031	8168
Tobacco leaf exports (% of total exports)	metric tons (%)	8569 (0.32%)	2538 (0.09%)	875 (0.02%)	916 (0.01%)	1090 (0.01%)
Cigarette production	sticks in millions	22050	27158	28212	25709	21608
Tobacco leaf production	metric tons	17594	14798	13583	11249	10485
Land devoted to tobacco growing (% of agricultural land)	hectares (%)	17370 (0.25%)	14442 (0.22%)	8672 (0.13%)	7051 (0.11%)	5764 (0.10%)
Employment in tobacco manufacturing	people	7000	6000	5000	3050	-

### Retail Price of 20 Cigarettes with Tax

Type	US \$	Local
Domestic brand	\$0.99	245.00
Foreign brand	\$1.68	415.00

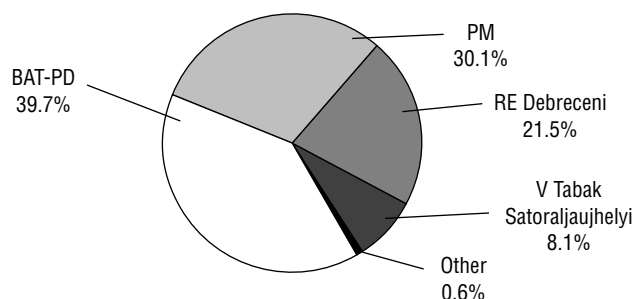
Source: EIU, September 2002

### Cigarette Taxes and Duties

Excise tax	17%; 3040 LCU/1000 cigs
Sales tax	25%
Import duty	57.6%
Other import duties	2% CIF value; 3% CIF value (min 300 LCU)

Source: ERC

### Market Share by Cigarette Manufacturer, 2000



Source: ERC

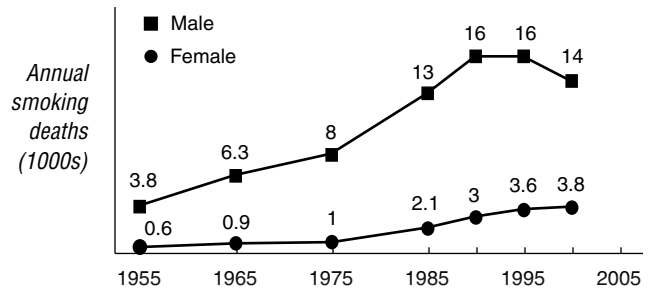
## SMOKING-ATTRIBUTED DISEASE IMPACT

Numbers of Deaths Attributed to Smoking/Total Deaths (thousands), 2000

Cause	Males (by age)			Females (by age)		
	0-34	35-69	70+	0-34	35-69	70+
Lung cancer	-/0.0	3.6/3.8	1.8/1.9	-/0.0	1.0/1.2	0.6/0.9
All cancer	-/0.2	6.6/11	2.9/7.9	-/0.2	1.4/6.6	0.9/7.8
Vascular	-/0.2	5.6/12	2.8/19	-/0.1	1.5/6.1	1.9/31
Respiratory	-/0.1	0.9/1.2	1.1/1.8	-/0.0	0.3/0.5	0.7/1.6
All other	-/2.0	1.3/10	0.4/4.6	-/0.9	0.5/4.2	0.3/6.3
All causes	-/2.5	14/35	7.2/33	-/1.2	3.8/17	3.6/46

Source: Peto, Lopez, et al., 1992, 1994 (update 2003)

Smoking-Attributed Numbers of Deaths per Year, Ages 35-69 Only



## INFRASTRUCTURE FOR TOBACCO CONTROL

National Tobacco Control Provisions

Tobacco Bans and Restrictions	Not				Tobacco Requirements and Regulations	Not			
	Banned	Restricted	Regulated	Unknown		Required	Regulated	Regulated	Unknown
Advertising in certain media	X				Advertising health warnings/messages	X			
Advertising to certain audiences	X				Age verification for sales			X	
Advertising in certain locations		X			Manufacturing licensure	X			
Advertisement content or design		X			Package health warning/message	X			
Sponsorship or promotion for certain audiences			X		Label design on packaging		X		
Sponsorship advertising of events			X		Ingredient/constituent information on package label	X			
Brand stretching	X				Amount of tar		X		
Sales to minors	X				Amount of nicotine		X		
Sales by minors			X		Amount of other ingredients/constituents			X	
Place of sales		X			Product constituents as confidential information			X	
Vending machines		X			Product constituents as public information			X	
Free products	X				Constituent disclosure by brand			X	
Single cigarette sales	X				Constituent disclosure in the aggregate			X	
Misleading information on packaging			X						
Smoking in government buildings (incl. worksites)	X								
Smoking in private worksites	X								
Smoking in educational facilities	X								
Smoking in health care facilities	X								
Smoking on buses	X								
Smoking on trains		X							
Smoking in taxis	X								
Smoking on ferries		X							
Smoking on domestic air flights	N/A								
Smoking on international air flights	X								
Smoking in restaurants		X							
Smoking in nightclubs and bars		X							
Smoking in other public places				X					

Other Provisions	Yes	No	Unknown
National tobacco control committee	X		
Tobacco control education/promotion	X		
Anti-smuggling provisions			X
Litigation enabling provisions		X	

Refer to Appendix B for more information about national tobacco control provisions.

## Population (millions)

	1995	2000	2025	2050
All adults, ages 15+	0.202	0.214	0.261	0.275
Female adults	0.102	0.108	0.131	0.139
All youth, ages 0-14	0.065	0.065	0.058	0.058
Female youth	0.032	0.032	0.028	0.028

Source: United Nations Population Division, World Population Prospects 1950-2050 (2000 revision)

## Real GDP per capita (PPP), US Dollars

1975	15570
1980	20144
1985	21343
1990	23612
1995	23162
2000	28206

Source: World Health Report 2002

## SMOKING PREVALENCE

## Adult (18-69 Year Olds), 2000

Males	25.3
Females	22.9
Overall	24.1

## Youth (15-16 Year Olds), 1999

Males	24
Females	26
Overall	25

## Physicians (26-90 Year Olds), 2000

Males	4
Females	2.1

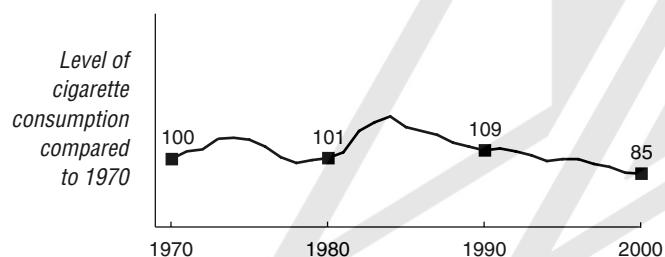
Adult: Daily smokers; Price Waterhouse Coopers, survey 2000. Reported in World Health Organization. (2002). *European Country Profiles on Tobacco Control, 2001*. Copenhagen: WHO Regional Office for Europe.

Youth: Lifetime use of cigarettes, 40 times or more; Hibbell, B., Andersson, B., Ahlström, S., Balakireva, O., Bjarnson, T., Kokkevi, A. and Morgan, M. (2000). *The 1999 ESPAD (European School Survey Project on Alcohol and Drugs) Report*. Stockholm: The Swedish Council for Information on Alcohol and Other Drugs. Available at URL: [http://www.can.se/in\\_english/pdf/espadsurvey.pdf](http://www.can.se/in_english/pdf/espadsurvey.pdf).

Health professional: Daily smokers among a random sample of members of the Icelandic Medical Association; Price Waterhouse Coopers. (2000). The Icelandic Medical Association.

## TOBACCO ECONOMY

## Annual per capita Consumption, Three Year Moving Average, 1970 = 100



## Annual Cigarette Consumption

Year	Per capita Consumption (cigarette sticks)	Total Consumption (millions of cigarette sticks)
1970	2832	391
1980	2431	402
1990	2542	486
1995	2326	470
2000	1956	419

## Annual Tobacco Trade and Agriculture Statistics

	Unit of Measurement	1970	1980	1990	1995	2000
Cigarette imports	sticks in millions	391	402	486	470	419
Cigarette exports	sticks in millions	-	-	-	-	-
Tobacco leaf imports	metric tons	17	10	10	-	-
Tobacco leaf exports (% of total exports)	metric tons (%)	5 (0.00%)	- (-)	- (-)	- (-)	- (-)
Cigarette production	sticks in millions	-	-	-	-	-
Tobacco leaf production	metric tons	-	-	-	-	-
Land devoted to tobacco growing (% of agricultural land)	hectares (%)	- (-)	- (-)	- (-)	- (-)	- (-)
Employment in tobacco manufacturing	people	6	3	1	6	-

## Retail Price of 20 Cigarettes with Tax

Type	US \$	Local
Domestic brand	\$5.04	440.00
Foreign brand	\$5.04	440.00

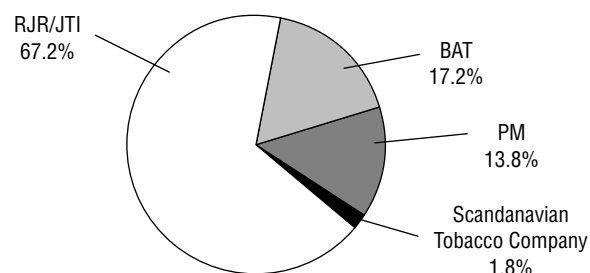
Source: EIU, September 2002

## Cigarette Taxes and Duties

Excise tax	11.4%
Excise tax	8360 LCU/1000 cigs
Sales tax	24.5%
Import tax	None

Source: TMA

## Market Share by Cigarette Manufacturer, 2001



Source: Maxwell Report

## SMOKING-RELATED DISEASE IMPACT

**Mortality from Cancer, Respiratory and Circulatory Disease, 1997**  
Numbers of deaths/World age-standardized mortality rate per 100,000 population

Disease	Male		Female		Ages	Disease	Male		Female		Ages
	Number	Rate	Number	Rate			Number	Rate	Number	Rate	
Trachea, lung, and bronchus cancer	66	99.3	47	69.0	35+	Ischemic heart disease	253	368.7	156	147.2	35+
Lip, oral cavity, and pharynx cancer	3	4.6	2	1.5	35+	Stroke	73	103.9	107	107.1	35+
Respiratory disease	23	32.2	31	35.8	35+	Other diseases of the circulatory system	42	58.1	60	53.5	35+
						All causes	1819	2684.0	1590	1716.1	35+

Source: World Health Organization. (2003). *WHO Mortality Database*. Geneva: WHO.

## INFRASTRUCTURE FOR TOBACCO CONTROL

### National Tobacco Control Provisions

Tobacco Bans and Restrictions	Not				Tobacco Requirements and Regulations	Not			
	Banned	Restricted	Regulated	Unknown		Required	Regulated	Regulated	Unknown
Advertising in certain media	X				Advertising health warnings/messages	N/A			
Advertising to certain audiences	X				Age verification for sales				X
Advertising in certain locations	X				Manufacturing licensure			X	
Advertisement content or design	N/A				Package health warning/message	X			
Sponsorship or promotion for certain audiences	X				Label design on packaging		X		
Sponsorship advertising of events	X				Ingredient/constituent information on package label			X	
Brand stretching		X			Amount of tar		X		
Sales to minors	X				Amount of nicotine		X		
Sales by minors				X	Amount of other ingredients/constituents			X	
Place of sales		X			Product constituents as confidential information				X
Vending machines	X				Product constituents as public information				X
Free products	X				Constituent disclosure by brand				X
Single cigarette sales	X				Constituent disclosure in the aggregate				X
Misleading information on packaging				X					
Smoking in government buildings (incl. worksites)	X								
Smoking in private worksites	X								
Smoking in educational facilities	X								
Smoking in health care facilities	X								
Smoking on buses	X								
Smoking on trains	N/A								
Smoking in taxis	X								
Smoking on ferries		X							
Smoking on domestic air flights	X								
Smoking on international air flights	X								
Smoking in restaurants		X							
Smoking in nightclubs and bars		X							
Smoking in other public places		X							

Other Provisions	Yes	No	Unknown
National tobacco control committee	X		
Tobacco control education/promotion	X		
Anti-smuggling provisions			X
Litigation enabling provisions			X

Refer to Appendix B for more information about national tobacco control provisions.

## Population (millions)

	1995	2000	2025	2050
All adults, ages 15+	599.550	671.017	1037.683	1263.059
Female adults	290.413	325.388	508.130	628.356
All youth, ages 0-14	327.552	337.921	314.118	308.996
Female youth	158.083	163.238	152.827	150.750

Source: United Nations Population Division, World Population Prospects 1950-2050 (2000 revision)

## Real GDP per capita (PPP), US Dollars

1975	621
1980	652
1985	764
1990	940
1995	1099
2000	1354

Source: World Health Report 2002

## SMOKING PREVALENCE

## Adult, 1998-1999

Males	29.4
Females	2.5

## Youth, 2000

Males	8
Females	5.3
Overall	4.8

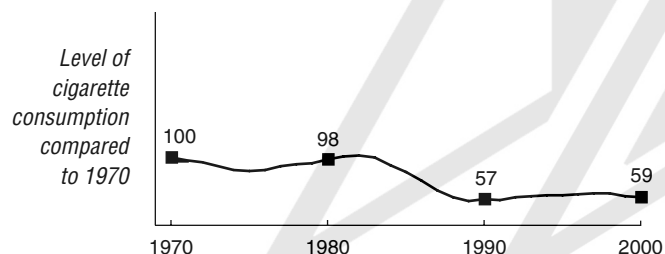
## Medical Students, 1998

Males	43
-------	----

Adult: Currently smoke; International Institute for Population Services. (2000). *India National Family Health Survey (NFHS-2) 1998-99*. ORC Macro: Calverton, MD. Available at URL: <http://www.nfhsindia.org/india.html>.Youth: (Males and Females) Currently use any tobacco product, Standards 8-10 in Tamil Nadu; Global Youth Tobacco Survey Collaborative Group. (2002). *India-Tamil Nadu GYTS Fact Sheet*. Available at URL: [http://www.cdc.gov/Tobacco/global/gyts/GYTS\\_factsheets.htm](http://www.cdc.gov/Tobacco/global/gyts/GYTS_factsheets.htm). (Overall) Currently use any tobacco product, students 13-15 years old in Tamil Nadu; Global Youth Tobacco Survey Collaborative Group. (2002). Special Report: Tobacco use among youth: a cross country comparison. *Tobacco Control 11*: 252-270. Note: GYTS sampled 13 different populations in India. Current tobacco use prevalence among students ages 13-15 years ranged from 3.3% (Goa, 2000) to 62.8% (Nagaland, 2001).Health professional: Regular tobacco users among male students of the Patna Medical College and Hospital; Sinha, D.N. (2001). Tobacco and areca nut use in male medical students of Patna. *The National Medical Journal of India 14*(3): 176-178.

## TOBACCO ECONOMY

## Annual per capita Consumption, Three Year Moving Average, 1970 = 100



## Annual Cigarette Consumption

Year	Per capita Consumption (cigarette sticks)	Total Consumption (millions of cigarette sticks)
1970	190	62908
1980	178	75197
1990	102	54867
1995	114	68538
2000	107	71474

## Annual Tobacco Trade and Agriculture Statistics

	Unit of Measurement	1970	1980	1990	1995	2000
Cigarette imports	sticks in millions	5	8	68	169	44
Cigarette exports	sticks in millions	27	2187	6363	1220	3655
Tobacco leaf imports	metric tons	32	88	38	409	1423
Tobacco leaf exports (% of total exports)	metric tons (%)	47905 (2.09%)	71146 (2.01%)	69965 (0.61%)	77678 (0.37%)	97363 (0.33%)
Cigarette production	sticks in millions	62930	77376	61162	69589	75085
Tobacco leaf production	metric tons	337100	438500	551600	566700	609000
Land devoted to tobacco growing (% of agricultural land)	hectares (%)	437900 (0.25%)	425400 (0.24%)	413100 (0.23%)	381000 (0.21%)	433400 (0.24%)
Employment in tobacco manufacturing	people	121000	358000	431452	471657	-

## Retail Price of 20 Cigarettes with Tax

Type	US \$	Local
Domestic brand	\$1.09	53.00
Foreign brand	\$1.43	69.50

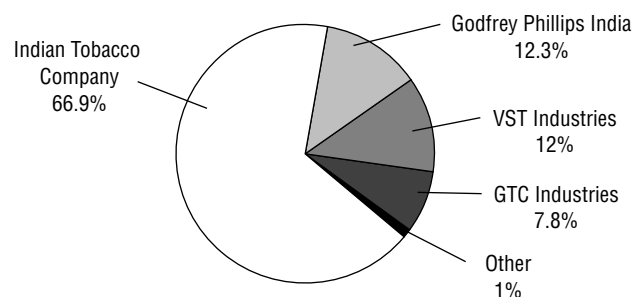
Source: EIU, September 2002

## Cigarette Taxes and Duties

Excise tax	135-450 LCU/1000 plain; 670-1780 LCU/1000 filtered; 7-17 LCU/1000 bidis
Import duty	35% CIF value
Other import duties	4%
Imports from SAARC countries are duty free	

Source: ERC

## Market Share by Cigarette Manufacturer, 2000



Source: ERC

## SMOKING-RELATED DISEASE IMPACT

**Mortality from Cancer, Respiratory and Circulatory Disease, 2000**  
Numbers of deaths/World age-standardized mortality rate per 100,000 population

Disease	Male		Female		Ages	Disease	Male		Female		Ages
	Number	Rate	Number	Rate			Number	Rate	Number	Rate	
Trachea, lung, and bronchus cancer	29088	30.8	6306	6.4	45+	Ischemic heart disease	-	-	-	-	
Lip, oral cavity, and pharynx cancer	51222	53.7	20596	20.9	45+	Stroke	-	-	-	-	
Respiratory disease	-	-	-	-		Other diseases of the circulatory system	-	-	-	-	
						All causes	-	-	-	-	

Source: Ferlay, J., Bray, F., Pisani, P. and Parkin, D.M. (2001). *GLOBOCAN 2000: Cancer Incidence, Mortality and Prevalence Worldwide, Version 1.0*. [CD-ROM]. IARC CancerBase No. 5. Lyon: IARC Press. Available at URL: <http://www-dep.iarc.fr/globocan/globocan.html>

## INFRASTRUCTURE FOR TOBACCO CONTROL

### National Tobacco Control Provisions

Tobacco Bans and Restrictions	Not				Tobacco Requirements and Regulations	Not			
	Banned	Restricted	Regulated	Unknown		Required	Regulated	Regulated	Unknown
Advertising in certain media		X			Advertising health warnings/messages	X			
Advertising to certain audiences			X		Age verification for sales				X
Advertising in certain locations		X			Manufacturing licensure	X			
Advertisement content or design			X		Package health warning/message	X			
Sponsorship or promotion for certain audiences				X	Label design on packaging		X		
Sponsorship advertising of events				X	Ingredient/constituent information on package label			X	
Brand stretching				X	Amount of tar				X
Sales to minors	X				Amount of nicotine				X
Sales by minors				X	Amount of other ingredients/constituents				X
Place of sales		X			Product constituents as confidential information				X
Vending machines				X	Product constituents as public information				X
Free products				X	Constituent disclosure by brand				X
Single cigarette sales				X	Constituent disclosure in the aggregate				X
Misleading information on packaging				X					
Smoking in government buildings (incl. worksites)	X								
Smoking in private worksites	X								
Smoking in educational facilities	X								
Smoking in health care facilities	X								
Smoking on buses		X							
Smoking on trains		X							
Smoking in taxis				X					
Smoking on ferries			X						
Smoking on domestic air flights	X								
Smoking on international air flights			X						
Smoking in restaurants		X							
Smoking in nightclubs and bars		X							
Smoking in other public places		X							

Other Provisions	Yes	No	Unknown
National tobacco control committee	X		
Tobacco control education/promotion	X		
Anti-smuggling provisions			X
Litigation enabling provisions			X

Refer to Appendix B for more information about national tobacco control provisions.

	Population (millions)			
	1995	2000	2025	2050
All adults, ages 15+	131.800	146.860	210.213	249.301
Female adults	66.122	73.658	105.610	126.645
All youth, ages 0-14	65.822	65.232	62.699	62.034
Female youth	32.379	32.056	30.770	30.302

Source: United Nations Population Division, World Population Prospects 1950-2050 (2000 revision)

Real GDP per capita (PPP), US Dollars	
1975	1115
1980	1461
1985	1734
1990	2234
1995	3006
2000	2942

Source: World Health Report 2002

**SMOKING PREVALENCE**

Adult (15 Years & Older), 2001		Youth, 2000		Medical Students, 1985	
Males	69	Males	36.7	Males	8
Females	3	Females	5	Females	1
Overall	33.8	Overall	22		

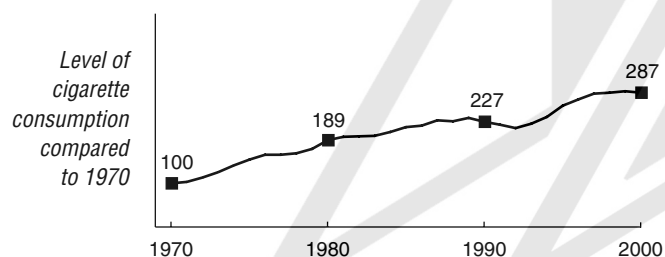
Adult: Current smoking data from the Indonesia Health Survey (SURKENAS) 2001; Reported in Strong, K. and Bonita, R. (2003). *The SuRF Report 1. Surveillance of Risk Factors related to Noncommunicable Diseases: Current status of global data*. Geneva: WHO.

Youth: (Males and Females) Currently use any tobacco product, grades 1-3 in Jakarta; Global Youth Tobacco Survey Collaborative Group. (2002). *Indonesia - Jakarta GYTS Fact Sheet*. Available at URL: [http://www.cdc.gov/Tobacco/global/gyts/GYTS\\_factsheets.htm](http://www.cdc.gov/Tobacco/global/gyts/GYTS_factsheets.htm). (Overall) Currently use any tobacco product, students 13-15 years old in Jakarta; Global Youth Tobacco Survey Collaborative Group. (2002). Special Report: Tobacco use among youth: a cross country comparison. *Tobacco Control 11*: 252-270.

Health professional: Daily tobacco smoking among first and final-year medical students in two large centers; Tessier, J.F., Freour, P., Belougne, D. and Crofton, J. (1992). Smoking habits and attitudes of medical students toward smoking and antismoking campaigns in nine Asian countries. *Journal of Epidemiology 21*(2): 298-304.

**TOBACCO ECONOMY**

**Annual per capita Consumption, Three Year Moving Average, 1970 = 100**



**Annual Cigarette Consumption**

Year	Per capita Consumption (cigarette sticks)	Total Consumption (millions of cigarette sticks)
1970	469	32583
1980	942	84378
1990	1145	133743
1995	1191	156980
2000	1434	210525

**Annual Tobacco Trade and Agriculture Statistics**

	Unit of Measurement	1970	1980	1990	1995	2000
Cigarette imports	sticks in millions	53	602	16	427	562
Cigarette exports	sticks in millions	-	124	21573	29647	22504
Tobacco leaf imports	metric tons	3950	19985	26545	47954	34248
Tobacco leaf exports (% of total exports)	metric tons (%)	16828 (1.98%)	28339 (0.27%)	17401 (0.23%)	21989 (0.14%)	35658 (0.12%)
Cigarette production	sticks in millions	32530	83900	155300	186200	232467
Tobacco leaf production	metric tons	76666	85487	156432	140169	135578
Land devoted to tobacco growing (% of agricultural land)	hectares (%)	170044 (0.44%)	141225 (0.37%)	235866 (0.52%)	216148 (0.51%)	168688 (0.38%)
Employment in tobacco manufacturing	people	132000	158700	204921	344710	-

**Retail Price of 20 Cigarettes with Tax**

Type	US \$	Local
Domestic brand	\$0.73	6,500.00
Foreign brand	\$0.70	6,250.00

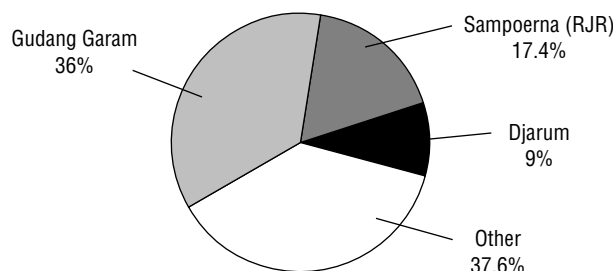
Source: EIU, September 2002

**Cigarette Taxes and Duties**

Excise tax	4%-40% of retail price based on type and volume
Sales tax	10%
Import duty	15%

Source: TMA

**Market Share by Cigarette Manufacturer, 2000**



Source: ERC



## SMOKING-RELATED DISEASE IMPACT

**Mortality from Cancer, Respiratory and Circulatory Disease, 2000**  
Numbers of deaths/World age-standardized mortality rate per 100,000 population

Disease	Male		Female		Ages	Disease	Male		Female		Ages
	Number	Rate	Number	Rate			Number	Rate	Number	Rate	
Trachea, lung, and bronchus cancer	12485	68.5	4501	21.5	45+	Ischemic heart disease	-	-	-	-	
Lip, oral cavity, and pharynx cancer	3234	16.9	1320	6.2	45+	Stroke	-	-	-	-	
Respiratory disease	-	-	-	-		Other diseases of the circulatory system	-	-	-	-	
						All causes	-	-	-	-	

Source: Ferlay, J., Bray, F., Pisani, P. and Parkin, D.M. (2001). *GLOBOCAN 2000: Cancer Incidence, Mortality and Prevalence Worldwide, Version 1.0*. [CD-ROM]. IARC CancerBase No. 5. Lyon: IARC Press. Available at URL: <http://www-dep.iarc.fr/globocan/globocan.html>

## INFRASTRUCTURE FOR TOBACCO CONTROL

### National Tobacco Control Provisions

Tobacco Bans and Restrictions	Not				Tobacco Requirements and Regulations	Not			
	Banned	Restricted	Regulated	Unknown		Required	Regulated	Regulated	Unknown
Advertising in certain media		X			Advertising health warnings/messages	X			
Advertising to certain audiences			X		Age verification for sales			X	
Advertising in certain locations		X			Manufacturing licensure	X			
Advertisement content or design		X			Package health warning/message	X			
Sponsorship or promotion for certain audiences			X		Label design on packaging		X		
Sponsorship advertising of events			X		Ingredient/constituent information on package label	X			
Brand stretching			X		Amount of tar		X		
Sales to minors			X		Amount of nicotine		X		
Sales by minors			X		Amount of other ingredients/constituents		X		
Place of sales			X		Product constituents as confidential information			X	
Vending machines		X			Product constituents as public information		X		
Free products	X				Constituent disclosure by brand			X	
Single cigarette sales			X		Constituent disclosure in the aggregate			X	
Misleading information on packaging			X						
Smoking in government buildings (incl. worksites)		X							
Smoking in private worksites			X						
Smoking in educational facilities	X								
Smoking in health care facilities	X								
Smoking on buses		X							
Smoking on trains		X							
Smoking in taxis		X							
Smoking on ferries		X							
Smoking on domestic air flights		X							
Smoking on international air flights			X						
Smoking in restaurants			X						
Smoking in nightclubs and bars			X						
Smoking in other public places				X					

Other Provisions	Yes	No	Unknown
National tobacco control committee	X		
Tobacco control education/promotion	X		
Anti-smuggling provisions			X
Litigation enabling provisions		X	

Refer to Appendix B for more information about national tobacco control provisions.

**Population (millions)**

	1995	2000	2025	2050
All adults, ages 15+	36.731	44.028	74.344	96.966
Female adults	17.898	21.552	36.784	48.476
All youth, ages 0-14	27.899	26.302	24.999	24.458
Female youth	13.603	12.779	12.183	11.917

Source: United Nations Population Division, World Population Prospects 1950-2050 (2000 revision)

**Real GDP per capita (PPP), US Dollars**

1975	6133
1980	5314
1985	5392
1990	4582
1995	5154
2000	5567

Source: World Health Report 2002

**SMOKING PREVALENCE**

**Adult (15 Years & Older), 1999-2000**

Males	22.2
Females	2.1
Overall	10.6

**Youth (14-18 Year Olds), 1997-1998**

Males	14.8
Females	10.2
Overall	12.1

**Medical Students, 1998**

All medical students	34.8
----------------------	------

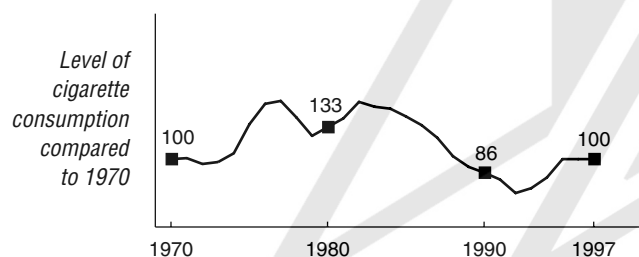
Adult: Current daily smokers in Tehran (urban and rural); Azizi, F. (2001). *Tehran Lipid and Glucose Study*. Reported in Strong, K. and Bonita, R. (2003). *The SuRF Report 1. Surveillance of Risk Factors related to Noncommunicable Diseases: Current status of global data*. Geneva: WHO.

Youth: Current smoking based on serum cotinine levels in Isfahan City; Sarraf-Zadegan, N., et al. (1998). *Studying the prevalence of tobacco use in people over 14 years in Isfahan by questionnaire and biochemical test*. Isfahan: Isfahan Cardiovascular Research Center.

Health professional: Cigarette smoking among senior medical students at Shiraz University of Medical Sciences; Ahmadi, J., Benrazavi, L. and Ghanizadeh, A. (2001). Substance abuse among contemporary Iranian medical students and medical patients. *Journal of Nervous and Mental Disease* 189(12): 860-861.

**TOBACCO ECONOMY**

**Annual per capita Consumption, Three Year Moving Average, 1970 = 100**



**Annual Cigarette Consumption**

Year	Per capita Consumption (cigarette sticks)	Total Consumption (millions of cigarette sticks)
1970	748	11913
1980	918	19968
1990	743	24319
1995	784	28787
1997	716	28181

**Annual Tobacco Trade and Agriculture Statistics**

	Unit of Measurement	1970	1980	1990	1995	2000
Cigarette imports	sticks in millions	22	7084	12000	19000	15000
Cigarette exports	sticks in millions	7	-	-	-	-
Tobacco leaf imports	metric tons	-	16	-	-	3747
Tobacco leaf exports (% of total exports)	metric tons (%)	- (-)	17 (-)	- (-)	250 (-)	977 (0.01%)
Cigarette production	sticks in millions	11898	12884	12319	9787	-
Tobacco leaf production	metric tons	16817	24000	19446	13847	20980
Land devoted to tobacco growing (% of agricultural land)	hectares (%)	13918 (0.02%)	23000 (0.04%)	16922 (0.03%)	13704 (0.02%)	19685 (0.03%)
Employment in tobacco manufacturing	people	4480	6700	10500	-	-

**Retail Price of 20 Cigarettes with Tax**

Type	US \$	Local
Domestic brand	\$0.48	3,800.00
Foreign brand	\$1.13	9,000.00

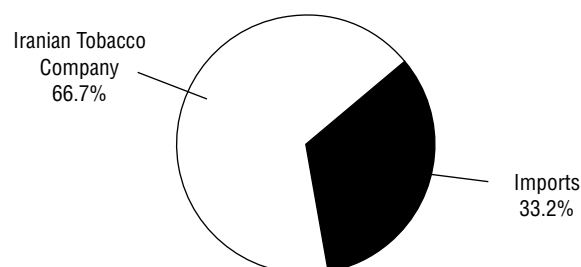
Source: EIU, September 2002

**Cigarette Taxes and Duties**

Commercial Benefit tax	30%
Customs duty	10%

Source: ERC

**Market Share by Cigarette Manufacturer, 2000**



Source: ERC

## SMOKING-RELATED DISEASE IMPACT

### Mortality from Cancer, Respiratory and Circulatory Disease, 2000

Numbers of deaths/World age-standardized mortality rate per 100,000 population

Disease	Male		Female		Ages	Disease	Male		Female		Ages
	Number	Rate	Number	Rate			Number	Rate	Number	Rate	
Trachea, lung, and bronchus cancer	998	19.8	244	4.8	45+	Ischemic heart disease	-	-	-	-	
Lip, oral cavity, and pharynx cancer	1287	24.8	794	15.5	45+	Stroke	-	-	-	-	
Respiratory disease	-	-	-	-		Other diseases of the circulatory system	-	-	-	-	
						All causes	-	-	-	-	

Source: Ferlay, J., Bray, F., Pisani, P. and Parkin, D.M. (2001). *GLOBOCAN 2000: Cancer Incidence, Mortality and Prevalence Worldwide, Version 1.0*. [CD-ROM]. IARC CancerBase No. 5. Lyon: IARC Press. Available at URL: <http://www-dep.iarc.fr/globocan/globocan.html>

## INFRASTRUCTURE FOR TOBACCO CONTROL

### National Tobacco Control Provisions

Tobacco Bans and Restrictions	Not				Tobacco Requirements and Regulations	Not			
	Banned	Restricted	Regulated	Unknown		Required	Regulated	Regulated	Unknown
Advertising in certain media	X				Advertising health warnings/messages	N/A			
Advertising to certain audiences	X				Age verification for sales			X	
Advertising in certain locations	X				Manufacturing licensure				X
Advertisement content or design	N/A				Package health warning/message	X			
Sponsorship or promotion for certain audiences	X				Label design on packaging			X	
Sponsorship advertising of events	X				Ingredient/constituent information on package label			X	
Brand stretching	X				Amount of tar			X	
Sales to minors			X		Amount of nicotine			X	
Sales by minors			X		Amount of other ingredients/constituents			X	
Place of sales			X		Product constituents as confidential information			X	
Vending machines			X		Product constituents as public information			X	
Free products			X		Constituent disclosure by brand			X	
Single cigarette sales			X		Constituent disclosure in the aggregate			X	
Misleading information on packaging			X						
Smoking in government buildings (incl. worksites)	X								
Smoking in private worksites	X								
Smoking in educational facilities	X								
Smoking in health care facilities	X								
Smoking on buses	X								
Smoking on trains	X								
Smoking in taxis	X								
Smoking on ferries	X								
Smoking on domestic air flights	X								
Smoking on international air flights	X								
Smoking in restaurants	X								
Smoking in nightclubs and bars	X								
Smoking in other public places		X							

Other Provisions	Yes	No	Unknown
National tobacco control committee	X		
Tobacco control education/promotion	X		
Anti-smuggling provisions			X
Litigation enabling provisions		X	

Refer to Appendix B for more information about national tobacco control provisions.

	Population (millions)			
	1995	2000	2025	2050
All adults, ages 15+	11.464	13.392	27.739	41.521
Female adults	5.653	6.606	13.721	20.676
All youth, ages 0-14	8.585	9.554	12.559	12.053
Female youth	4.193	4.674	6.144	5.897

Source: United Nations Population Division, World Population Prospects 1950-2050 (2000 revision)

Real GDP per capita (PPP), US Dollars	
1975	7104
1980	10924
1985	6936
1990	7405
1995	3475
2000	5337

Source: World Health Report 2002

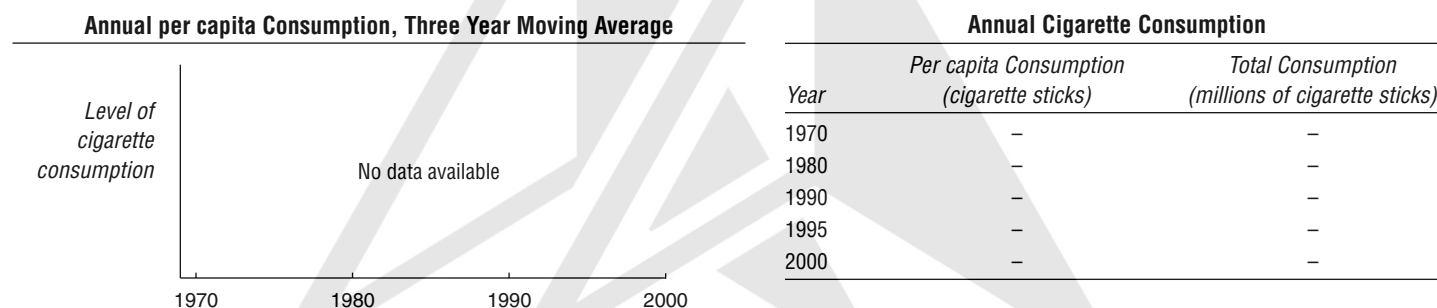
## SMOKING PREVALENCE

Adult (16 Years & Older), 1990		Youth (16 Years & Younger), 1990		Health Professionals	
Males	40	Males	5	Males	-
Females	5	Females	1	Females	-
				Overall	-

Adult and Youth: Current smoking; World Health Organization. (1997). *Tobacco or health: a global status report*. Geneva: WHO.

Health professional: No data available

## TOBACCO ECONOMY



**Annual Tobacco Trade and Agriculture Statistics**

	Unit of Measurement	1970	1980	1990	1995	2000
Cigarette imports	sticks in millions	-	-	-	-	-
Cigarette exports	sticks in millions	-	-	-	-	-
Tobacco leaf imports	metric tons	445	4848	13000	2000	2400
Tobacco leaf exports (% of total exports)	metric tons (%)	352 (-)	- (-)	- (-)	- (-)	- (-)
Cigarette production	sticks in millions	-	-	-	-	-
Tobacco leaf production	metric tons	15825	9600	4400	2500	1700
Land devoted to tobacco growing (% of agricultural land)	hectares (%)	15250 (0.17%)	10850 (0.11%)	5125 (0.05%)	2400 (0.03%)	1800 (0.02%)
Employment in tobacco manufacturing	people	3770	6880	-	-	-

**Retail Price of 20 Cigarettes with Tax**

Type	US \$	Local
Domestic brand	-	-
Foreign brand	-	-

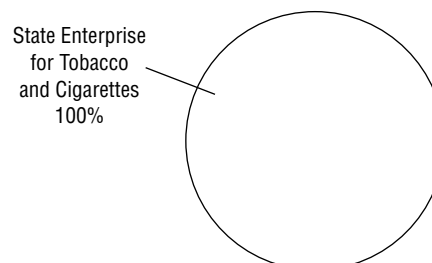
Source: No data available

**Cigarette Taxes and Duties**

Excise tax	-
Sales tax	-
Import duty	-

Source: No data available

## Market Share by Cigarette Manufacturer, 2001



Source: TMA

## SMOKING-RELATED DISEASE IMPACT

**Mortality from Cancer, Respiratory and Circulatory Disease, 2000**  
Numbers of deaths/World age-standardized mortality rate per 100,000 population

Disease	Male		Female		Ages	Disease	Male		Female		Ages
	Number	Rate	Number	Rate			Number	Rate	Number	Rate	
Trachea, lung, and bronchus cancer	1124	79.9	359	23.8	45+	Ischemic heart disease	-	-	-	-	
Lip, oral cavity, and pharynx cancer	226	15.9	195	12.8	45+	Stroke	-	-	-	-	
Respiratory disease	-	-	-	-		Other diseases of the circulatory system	-	-	-	-	
						All causes	-	-	-	-	

Source: Ferlay, J., Bray, F., Pisani, P. and Parkin, D.M. (2001). *GLOBOCAN 2000: Cancer Incidence, Mortality and Prevalence Worldwide, Version 1.0*. [CD-ROM]. IARC CancerBase No. 5. Lyon: IARC Press. Available at URL: <http://www-dep.iarc.fr/globocan/globocan.html>

## INFRASTRUCTURE FOR TOBACCO CONTROL

### National Tobacco Control Provisions

Tobacco Bans and Restrictions	Not				Tobacco Requirements and Regulations	Not			
	Banned	Restricted	Regulated	Unknown		Required	Regulated	Regulated	Unknown
Advertising in certain media	X				Advertising health warnings/messages	N/A			
Advertising to certain audiences	X				Age verification for sales				X
Advertising in certain locations	X				Manufacturing licensure				X
Advertisement content or design	N/A				Package health warning/message	X			
Sponsorship or promotion for certain audiences				X	Label design on packaging		X		
Sponsorship advertising of events				X	Ingredient/constituent information on package label	X			
Brand stretching				X	Amount of tar		X		
Sales to minors				X	Amount of nicotine		X		
Sales by minors				X	Amount of other ingredients/constituents				X
Place of sales		X			Product constituents as confidential information				X
Vending machines				X	Product constituents as public information				X
Free products			X		Constituent disclosure by brand				X
Single cigarette sales				X	Constituent disclosure in the aggregate				X
Misleading information on packaging				X					
Smoking in government buildings (incl. worksites)				X					
Smoking in private worksites				X					
Smoking in educational facilities	X								
Smoking in health care facilities	X								
Smoking on buses			X						
Smoking on trains			X						
Smoking in taxis			X						
Smoking on ferries			X						
Smoking on domestic air flights			X						
Smoking on international air flights				X					
Smoking in restaurants				X					
Smoking in nightclubs and bars				X					
Smoking in other public places		X							

Other Provisions	Yes	No	Unknown
National tobacco control committee			X
Tobacco control education/promotion			X
Anti-smuggling provisions			X
Litigation enabling provisions			X

Refer to Appendix B for more information about national tobacco control provisions.

**Population (millions)**

	1995	2000	2025	2050
All adults, ages 15+	2.733	2.983	3.788	4.343
Female adults	1.391	1.516	1.917	2.193
All youth, ages 0-14	0.876	0.820	0.958	1.023
Female youth	0.426	0.398	0.463	0.494

Source: United Nations Population Division, World Population Prospects 1950-2050 (2000 revision)

**Real GDP per capita (PPP), US Dollars**

1975	9134
1980	10662
1985	11621
1990	14536
1995	17706
2000	25054

Source: World Health Report 2002

**SMOKING PREVALENCE**

Adult, 1998		Youth (15-16 Year Olds), 1999		Nurses, 2000	
Males	32	Males	31	Current smokers	25.8
Females	31	Females	36	Ex-smokers	19
Overall	31	Overall	34	Non-smokers	55.2

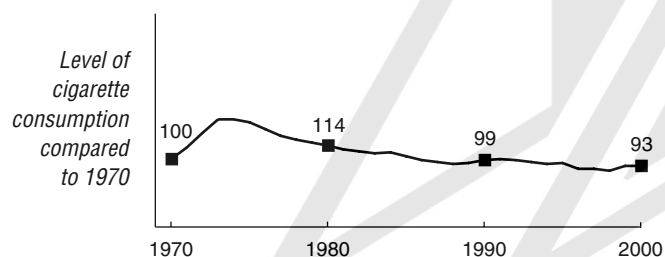
Adult: Daily smokers; National health & lifestyle surveys. Health Promotion Unit, Department of Health and Children, February 1999. Reported in World Health Organization. (2002). *European Country Profiles on Tobacco Control, 2001*. Copenhagen: WHO Regional Office for Europe.

Youth: Lifetime use of cigarettes, 40 times or more; Hibbell, B., Andersson, B., Ahlström, S., Balakireva, O., Bjarnson, T., Kokkevi, A. and Morgan, M. (2000). *The 1999 ESPAD (European School Survey Project on Alcohol and Drugs) Report*. Stockholm: The Swedish Council for Information on Alcohol and Other Drugs. Available at URL: [http://www.can.se/in\\_english/pdf/espadsurvey.pdf](http://www.can.se/in_english/pdf/espadsurvey.pdf).

Health professional: McKenna, H., Slater, P., McCance, T., Bunting, B., Spiers, A. and McElwee, G. (2001). Qualified nurses' smoking prevalence: their reasons for smoking and desire to quit. *Journal of Advanced Nursing* 35(5): 769-775.

**TOBACCO ECONOMY**

**Annual per capita Consumption, Three Year Moving Average, 1970 = 100**



**Annual Cigarette Consumption**

Year	Per capita Consumption (cigarette sticks)	Total Consumption (millions of cigarette sticks)
1970	2376	4833
1980	2893	6827
1990	2483	6342
1995	2319	6339
2000	2304	6874

**Annual Tobacco Trade and Agriculture Statistics**

	Unit of Measurement	1970	1980	1990	1995	2000
Cigarette imports	sticks in millions	112	345	395	543	736
Cigarette exports	sticks in millions	829	3178	558	1904	582
Tobacco leaf imports	metric tons	4536	7395	5074	4917	7555
Tobacco leaf exports (% of total exports)	metric tons (%)	996 (0.16%)	76 (0.00%)	362 (0.01%)	73 (0.00%)	65 (0.00%)
Cigarette production	sticks in millions	5550	9660	6505	7700	6720
Tobacco leaf production	metric tons	-	-	-	-	-
Land devoted to tobacco growing (% of agricultural land)	hectares (%)	- (-)	- (-)	- (-)	- (-)	- (-)
Employment in tobacco manufacturing	people	2400	2300	1300	1428	-

**Retail Price of 20 Cigarettes with Tax**

Type	US \$	Local
Domestic brand	\$5.11	5.16
Foreign brand	\$5.15	5.20

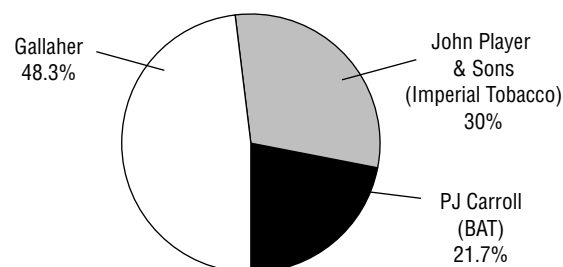
Source: EIU, September 2002

**Cigarette Taxes and Duties**

Excise tax	18.89%
Excise duty	81.68 LCU/1000 cigs
Sales tax	20%

Source: ERC

**Market Share by Cigarette Manufacturer, 2000**



Source: ERC

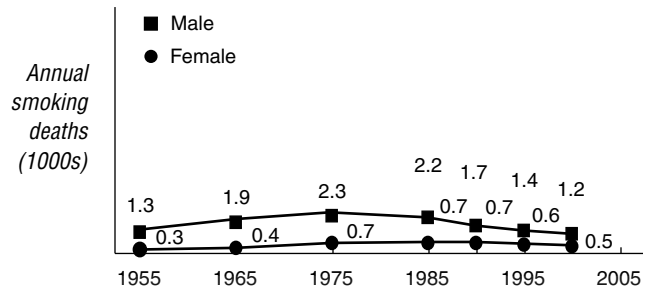
## SMOKING-ATTRIBUTED DISEASE IMPACT

Numbers of Deaths Attributed to Smoking/Total Deaths (thousands), 2000

Cause	Males (by age)			Females (by age)		
	0-34	35-69	70+	0-34	35-69	70+
Lung cancer	-/0.0	0.4/0.4	0.5/0.6	-/0.0	0.2/0.2	0.3/0.4
All cancer	-/0.1	0.6/1.7	0.8/2.4	-/0.1	0.2/1.5	0.5/2.1
Vascular	-/0.0	0.4/1.9	0.5/4.5	-/0.0	0.1/0.7	0.6/5.5
Respiratory	-/0.0	0.1/0.3	0.7/2.0	-/0.0	0.1/0.2	0.7/2.3
All other	-/0.9	0.1/1.0	0.1/1.4	-/0.3	0.1/0.5	0.2/2.0
All causes	-/1.0	1.2/4.9	2.1/10	-/0.4	0.5/3.0	1.9/12

Source: Peto, Lopez, et al., 1992, 1994 (update 2003)

Smoking-Attributed Numbers of Deaths per Year, Ages 35-69 Only



## INFRASTRUCTURE FOR TOBACCO CONTROL

### National Tobacco Control Provisions

Tobacco Bans and Restrictions	Not				Tobacco Requirements and Regulations	Not			
	Banned	Restricted	Regulated	Unknown		Required	Regulated	Regulated	Unknown
Advertising in certain media	X				Advertising health warnings/messages	X			
Advertising to certain audiences				X	Age verification for sales				X
Advertising in certain locations		X			Manufacturing licensure			X	
Advertisement content or design		X			Package health warning/message	X			
Sponsorship or promotion for certain audiences		X			Label design on packaging		X		
Sponsorship advertising of events		X			Ingredient/constituent information on package label			X	
Brand stretching	X				Amount of tar		X		
Sales to minors	X				Amount of nicotine		X		
Sales by minors				X	Amount of other ingredients/constituents			X	
Place of sales				X	Product constituents as confidential information				X
Vending machines			X		Product constituents as public information				X
Free products	X				Constituent disclosure by brand				X
Single cigarette sales	X				Constituent disclosure in the aggregate				X
Misleading information on packaging	X								
Smoking in government buildings (incl. worksites)		X			<b>Other Provisions</b>	<b>Yes</b>	<b>No</b>	<b>Unknown</b>	
Smoking in private worksites		X			National tobacco control committee	X			
Smoking in educational facilities		X			Tobacco control education/promotion	X			
Smoking in health care facilities		X			Anti-smuggling provisions			X	
Smoking on buses	X				Litigation enabling provisions			X	
Smoking on trains		X							
Smoking in taxis	X								
Smoking on ferries		X							
Smoking on domestic air flights		X							
Smoking on international air flights		X							
Smoking in restaurants		X							
Smoking in nightclubs and bars			X						
Smoking in other public places		X							

Refer to Appendix B for more information about national tobacco control provisions.

## Population (millions)

	1995	2000	2025	2050
All adults, ages 15+	3.786	4.334	6.678	8.164
Female adults	1.950	2.229	3.372	4.089
All youth, ages 0-14	1.563	1.706	1.808	1.901
Female youth	0.761	0.831	0.878	0.923

Source: United Nations Population Division, World Population Prospects 1950-2050 (2000 revision)

## Real GDP per capita (PPP), US Dollars

	1975	12179
	1980	13108
	1985	13909
	1990	15613
	1995	18102
	2000	18898

Source: World Health Report 2002

## SMOKING PREVALENCE

## Adult (25-64 Year Olds), 1999-2001

Males	38.6
Females	22.1

## Youth (15 Year Olds), 1997-1998

Males	24
Females	13

## Physicians, 1995-1996

Current smokers	16
Former smokers	20

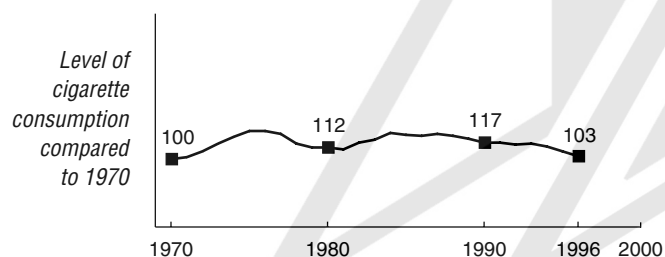
Adult: Current smoker; Israel Center for Disease Control. MABAT- First Israeli National Health and Nutrition Survey 1999-2001. Reported in Strong, K. and Bonita, R. (2003). *The SuRF Report 1. Surveillance of Risk Factors related to Noncommunicable Diseases: Current status of global data*. Geneva: WHO.

Youth: At least one cigarette smoked per week; Currie, C., Hurrelmann, K., Setterobulte, W., Smith, R. and Todd, J. (eds). (2000) *Health and Health Behaviour Among Young People* [International Report from the 1997/98 HBSC survey]. WHO Policy Series: Health policy for children and adolescents. Issue 1. Copenhagen: WHO Regional Office for Europe. Available at URL: <http://www.hbsc.org>.

Health professional: Smoking among physicians (including rotating interns, residents and specialists) at the Shaare Zedek Medical Center in Jerusalem; Samuels, N. (1997). Smoking among hospital doctors in Israel and their attitudes regarding anti-smoking legislation. *Public Health* 111(5): 285-288.

## TOBACCO ECONOMY

## Annual per capita Consumption, Three Year Moving Average, 1970 = 100



## Annual Cigarette Consumption

Year	Per capita Consumption (cigarette sticks)	Total Consumption (millions of cigarette sticks)
1970	2063	3998
1980	2247	5651
1990	2410	7473
1995	2250	8518
2000	-	-

## Annual Tobacco Trade and Agriculture Statistics

	Unit of Measurement	1970	1980	1990	1995	2000
Cigarette imports	sticks in millions	130	400	2041	3600	4317
Cigarette exports	sticks in millions	0	86	8	15	104
Tobacco leaf imports	metric tons	3018	5681	4759	3100	4383
Tobacco leaf exports (% of total exports)	metric tons (%)	- (-)	- (-)	0 (0.00%)	- (-)	- (-)
Cigarette production	sticks in millions	3868	5337	5440	4933	-
Tobacco leaf production	metric tons	1600	500	150	-	-
Land devoted to tobacco growing (% of agricultural land)	hectares (%)	2860 (0.54%)	880 (0.17%)	208 (0.04%)	- (-)	- (-)
Employment in tobacco manufacturing	people	870	700	600	-	-

## Retail Price of 20 Cigarettes with Tax

Type	US \$	Local
Domestic brand	\$2.53	12.00
Foreign brand	\$3.59	17.00

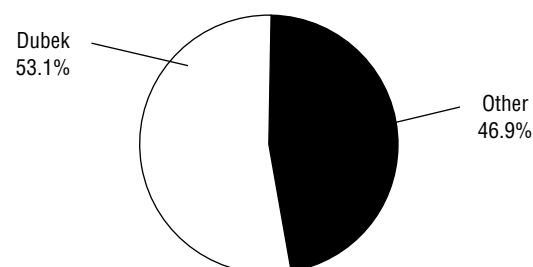
Source: EIU, September 2002

## Cigarette Taxes and Duties

Excise tax	55% purchase tax
Excise tax	51.96 LCU/1000 cigs
Sales tax	17%
Port fees	1.1% CIF value

Source: ERC

## Market Share by Cigarette Manufacturer, 2000



Source: ERC



## SMOKING-RELATED DISEASE IMPACT

**Mortality from Cancer, Respiratory and Circulatory Disease, 1998**  
Numbers of deaths/World age-standardized mortality rate per 100,000 population

Disease	Male		Female		Ages	Disease	Male		Female		Ages
	Number	Rate	Number	Rate			Number	Rate	Number	Rate	
Trachea, lung, and bronchus cancer	840	72.0	329	20.9	35+	Ischemic heart disease	3562	275.6	3176	167.1	35+
Lip, oral cavity, and pharynx cancer	58	4.9	34	2.1	35+	Stroke	1220	93.1	1444	77.2	35+
Respiratory disease	467	35.2	336	17.7	35+	Other diseases of the circulatory system	1166	91.0	1350	70.8	35+
						All causes	34872	2752.6	34768	1965.5	35+

Source: World Health Organization. (2003). *WHO Mortality Database*. Geneva: WHO.

## INFRASTRUCTURE FOR TOBACCO CONTROL

### National Tobacco Control Provisions

Tobacco Bans and Restrictions	Not				Tobacco Requirements and Regulations	Not			
	Banned	Restricted	Regulated	Unknown		Required	Regulated	Regulated	Unknown
Advertising in certain media		X			Advertising health warnings/messages	X			
Advertising to certain audiences	X				Age verification for sales			X	
Advertising in certain locations		X			Manufacturing licensure				X
Advertisement content or design		X			Package health warning/message	X			
Sponsorship or promotion for certain audiences			X		Label design on packaging		X		
Sponsorship advertising of events			X		Ingredient/constituent information on package label			X	
Brand stretching			X		Amount of tar				X
Sales to minors			X		Amount of nicotine				X
Sales by minors			X		Amount of other ingredients/constituents				X
Place of sales			X		Product constituents as confidential information				X
Vending machines			X		Product constituents as public information				X
Free products	X				Constituent disclosure by brand				X
Single cigarette sales			X		Constituent disclosure in the aggregate				X
Misleading information on packaging			X						
Smoking in government buildings (incl. worksites)	X				<b>Other Provisions</b>	<b>Yes</b>	<b>No</b>	<b>Unknown</b>	
Smoking in private worksites	X				National tobacco control committee		X		
Smoking in educational facilities		X			Tobacco control education/promotion	X			
Smoking in health care facilities	X				Anti-smuggling provisions			X	
Smoking on buses	X				Litigation enabling provisions		X		
Smoking on trains			X						
Smoking in taxis	X								
Smoking on ferries			X						
Smoking on domestic air flights	X								
Smoking on international air flights		X							
Smoking in restaurants		X							
Smoking in nightclubs and bars		X							
Smoking in other public places		X							

Refer to Appendix B for more information about national tobacco control provisions.

Population (millions)

	1995	2000	2025	2050
All adults, ages 15+	48.732	49.314	46.637	38.039
Female adults	25.317	25.631	24.220	19.890
All youth, ages 0-14	8.569	8.216	5.727	4.923
Female youth	4.179	3.997	2.777	2.388

Source: United Nations Population Division, World Population Prospects 1950-2050 (2000 revision)

Real GDP per capita (PPP), US Dollars

1975	13088
1980	15989
1985	17177
1990	19799
1995	20876
2000	22619

Source: World Health Report 2002

SMOKING PREVALENCE

Adult (15 Years & Older), 2002

Males	31.1
Females	22.3

Youth (15-16 Year Olds), 1999

Males	22
Females	28
Overall	25

Nursing Students, 1998-1999

Males	49
Females	42
Overall	43.4

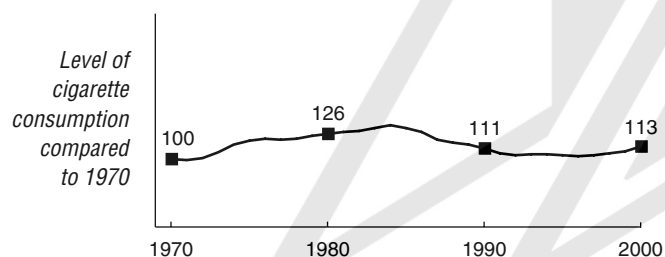
Adult: Current daily smokers; Gallus, S., Colombo, P., Scarpino, V., Zuccaro, P., Apolone, G. and La Vecchia, C. (2002). Smoking in Italy. *Tumori* 88(6): 453-6.

Youth: Lifetime use of cigarettes, 40 times or more; Hibbell, B., Andersson, B., Ahlström, S., Balakireva, O., Bjarnson, T., Kokkevi, A. and Morgan, M. (2000). *The 1999 ESPAD (European School Survey Project on Alcohol and Drugs) Report*. Stockholm: The Swedish Council for Information on Alcohol and Other Drugs. Available at URL: [http://www.can.se/in\\_english/pdf/espadssummary.pdf](http://www.can.se/in_english/pdf/espadssummary.pdf).

Health professional: Current smokers (smoking daily or occasionally) among first-year nursing students in Siena and Florence; Andrea, M.S., Walter, V., Elena, B., Alfea, F. and Piersante, S. (2001). A comparison of smoking habits, beliefs and attitudes among Tuscan student nurses in 1992 and 1999. *European Journal of Epidemiology* 17(5): 417-421.

TOBACCO ECONOMY

Annual per capita Consumption, Three Year Moving Average, 1970 = 100



Annual Cigarette Consumption

Year	Per capita Consumption (cigarette sticks)	Total Consumption (millions of cigarette sticks)
1970	1850	75087
1980	2351	103114
1990	2008	95812
1995	1817	88525
2000	2039	100561

Annual Tobacco Trade and Agriculture Statistics

	Unit of Measurement	1970	1980	1990	1995	2000
Cigarette imports	sticks in millions	3583	30320	34483	38566	56626
Cigarette exports	sticks in millions	114	311	417	244	283
Tobacco leaf imports	metric tons	16754	29757	41434	30430	38314
Tobacco leaf exports (% of total exports)	metric tons (%)	11116 (0.11%)	46448 (0.11%)	137633 (0.08%)	116078 (0.08%)	102933 (0.08%)
Cigarette production	sticks in millions	71618	73105	61746	50203	44218
Tobacco leaf production	metric tons	78449	125543	214851	124492	129937
Land devoted to tobacco growing (% of agricultural land)	hectares (%)	42696 (0.21%)	60984 (0.35%)	87707 (0.52%)	49717 (0.32%)	38788 (0.25%)
Employment in tobacco manufacturing	people	22000	20000	15845	13330	-

Retail Price of 20 Cigarettes with Tax

Type	US \$	Local
Domestic brand	\$2.16	2.18
Foreign brand	\$3.07	3.10

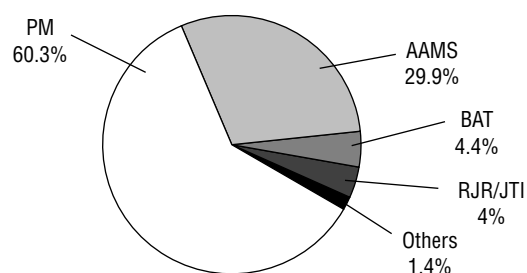
Source: EIU, September 2002

Cigarette Taxes and Duties

Excise tax	7467 LCU/1000 cigs
Excise tax	54.27% of retail price
Sales tax	20%

Source: ERC

Market Share by Cigarette Manufacturer, 2000



Source: ERC

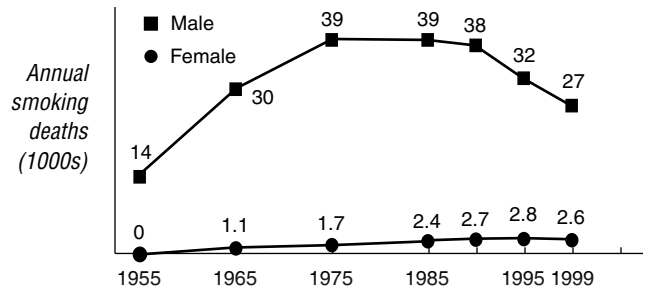
## SMOKING-ATTRIBUTED DISEASE IMPACT

Numbers of Deaths Attributed to Smoking/Total Deaths (thousands), 1999

Cause	Males (by age)			Females (by age)		
	0-34	35-69	70+	0-34	35-69	70+
Lung cancer	-/0.0	11/12	13/14	-/0.0	1.0/2.2	2.0/3.5
All cancer	-/0.8	16/36	19/52	-/0.7	1.3/22	2.7/41
Vascular	-/0.6	6.4/25	11/85	-/0.3	0.6/10	3.6/125
Respiratory	-/0.2	1.6/3.2	9.4/19	-/0.1	0.2/1.3	3.1/15
All other	-/7.9	2.8/20	3.5/36	-/3.1	0.4/11	1.2/53
All causes	-/9.6	27/84	43/192	-/4.2	2.6/44	11/234

Source: Peto, Lopez, et al., 1992, 1994 (update 2003)

Smoking-Attributed Numbers of Deaths per Year, Ages 35-69 Only



## INFRASTRUCTURE FOR TOBACCO CONTROL

### National Tobacco Control Provisions

Tobacco Bans and Restrictions	Not				Tobacco Requirements and Regulations	Not			
	Banned	Restricted	Regulated	Unknown		Required	Regulated	Regulated	Unknown
Advertising in certain media	X				Advertising health warnings/messages	N/A			
Advertising to certain audiences	X				Age verification for sales				X
Advertising in certain locations	X				Manufacturing licensure	X			
Advertisement content or design	N/A				Package health warning/message	X			
Sponsorship or promotion for certain audiences	X				Label design on packaging		X		
Sponsorship advertising of events	X				Ingredient/constituent information on package label	X			
Brand stretching			X		Amount of tar		X		
Sales to minors	X				Amount of nicotine		X		
Sales by minors				X	Amount of other ingredients/constituents			X	
Place of sales				X	Product constituents as confidential information				X
Vending machines			X		Product constituents as public information				X
Free products	X				Constituent disclosure by brand				X
Single cigarette sales	X				Constituent disclosure in the aggregate				X
Misleading information on packaging				X					
Smoking in government buildings (incl. worksites)	X								
Smoking in private worksites		X							
Smoking in educational facilities	X								
Smoking in health care facilities	X								
Smoking on buses	X								
Smoking on trains		X							
Smoking in taxis			X						
Smoking on ferries			X						
Smoking on domestic air flights	X								
Smoking on international air flights			X						
Smoking in restaurants			X						
Smoking in nightclubs and bars			X						
Smoking in other public places		X							

Other Provisions	Yes	No	Unknown
National tobacco control committee	X		
Tobacco control education/promotion		X	
Anti-smuggling provisions			X
Litigation enabling provisions			X

Refer to Appendix B for more information about national tobacco control provisions.

	Population (millions)			
	1995	2000	2025	2050
All adults, ages 15+	1.636	1.766	2.514	3.077
Female adults	0.844	0.908	1.276	1.555
All youth, ages 0-14	0.835	0.810	0.750	0.738
Female youth	0.412	0.398	0.367	0.361

Source: United Nations Population Division, World Population Prospects 1950-2050 (2000 revision)

Real GDP per capita (PPP), US Dollars	
1975	3995
1980	3203
1985	2990
1990	3679
1995	3763
2000	3560

Source: World Health Report 2002

**SMOKING PREVALENCE**

Adult (25 Years & Older), 1994-1995		Youth, 2001		Health Professionals	
Males	37.7	Males	24.1	Males	-
Females	11.6	Females	14.7	Females	-
		Overall	19.3	Overall	-

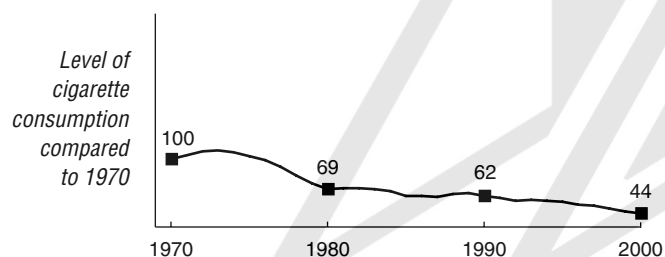
Adult: Current cigarette smokers in Spanish Town (urban); Cooper, R., Rotimi, C., Ataman, S., McGee, D., Osotimehin, B., Kadiri, S., Kingue, S., Fraser, H., Forrester, T., Bennett, F. and Wilks, R. (1997). The prevalence of hypertension in seven populations of West African origin. *American Journal of Public Health* 87(2): 160-168.

Youth: (Males and Females) Currently use any tobacco product, grades 7-13; Global Youth Tobacco Survey Collaborative Group. (2002). *Jamaica GYTS Fact Sheet*. Available at URL: [http://www.cdc.gov/Tobacco/global/gyts/GYTS\\_factsheets.htm](http://www.cdc.gov/Tobacco/global/gyts/GYTS_factsheets.htm). (Overall) Currently use any tobacco product, students 13-15 years old; Global Youth Tobacco Survey Collaborative Group. (2002). Special Report: Tobacco use among youth: a cross country comparison. *Tobacco Control* 11: 252-270.

Health professional: No data available

**TOBACCO ECONOMY**

**Annual per capita Consumption, Three Year Moving Average, 1970 = 100**



**Annual Cigarette Consumption**

Year	Per capita Consumption (cigarette sticks)	Total Consumption (millions of cigarette sticks)
1970	1299	1287
1980	952	1213
1990	879	1350
1995	742	1214
2000	565	997

**Annual Tobacco Trade and Agriculture Statistics**

	Unit of Measurement	1970	1980	1990	1995	2000
Cigarette imports	sticks in millions	26	2	2	12	33
Cigarette exports	sticks in millions	-	73	32	14	27
Tobacco leaf imports	metric tons	1158	712	431	909	340
Tobacco leaf exports (% of total exports)	metric tons (%)	159 (-)	129 (0.02%)	122(0.04%)	104(0.02%)	109(0.04%)
Cigarette production	sticks in millions	1261	1284	1380	1216	991
Tobacco leaf production	metric tons	1179	1195	2339	2000	1800
Land devoted to tobacco growing (% of agricultural land)	hectares (%)	1000 (0.20%)	892 (0.18%)	1175 (0.25%)	1180 (0.23%)	1175 (0.23%)
Employment in tobacco manufacturing	people	1053	1685	799	803	-

**Retail Price of 20 Cigarettes with Tax**

Type	US \$	Local
MPPC	\$1.91	88.00

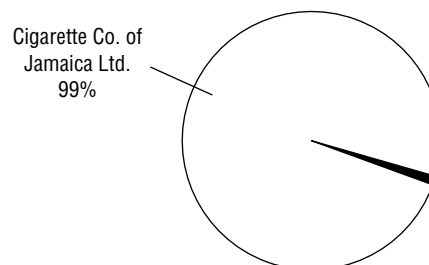
Source: TJI, 2001

**Cigarette Taxes and Duties**

Excise tax	3.42% of retail price; 1286.08 LCU/1000 cigs
Sales tax	15%
Import duty	30%
Imports from CARICOM countries are duty free	

Source: TMA

**Market Share by Cigarette Manufacturer, 2000**



Source: Maxwell Report

## SMOKING-RELATED DISEASE IMPACT

**Mortality from Cancer, Respiratory and Circulatory Disease, 2000**  
Numbers of deaths/World age-standardized mortality rate per 100,000 population

Disease	Male		Female		Ages	Disease	Male		Female		Ages
	Number	Rate	Number	Rate			Number	Rate	Number	Rate	
Trachea, lung, and bronchus cancer	214	81.1	54	18.1	45+	Ischemic heart disease	-	-	-	-	
Lip, oral cavity, and pharynx cancer	42	15.3	17	5.6	45+	Stroke	-	-	-	-	
Respiratory disease	-	-	-	-		Other diseases of the circulatory system	-	-	-	-	
						All causes	-	-	-	-	

Source: Ferlay, J., Bray, F., Pisani, P. and Parkin, D.M. (2001). *GLOBOCAN 2000: Cancer Incidence, Mortality and Prevalence Worldwide, Version 1.0*. [CD-ROM]. IARC CancerBase No. 5. Lyon: IARC Press. Available at URL: <http://www-dep.iarc.fr/globocan/globocan.html>

## INFRASTRUCTURE FOR TOBACCO CONTROL

### National Tobacco Control Provisions

Tobacco Bans and Restrictions	Not				Tobacco Requirements and Regulations	Not			
	Banned	Restricted	Regulated	Unknown		Required	Regulated	Regulated	Unknown
Advertising in certain media			X		Advertising health warnings/messages			X	
Advertising to certain audiences			X		Age verification for sales			X	
Advertising in certain locations			X		Manufacturing licensure				X
Advertisement content or design			X		Package health warning/message			X	
Sponsorship or promotion for certain audiences			X		Label design on packaging			X	
Sponsorship advertising of events			X		Ingredient/constituent information on package label			X	
Brand stretching			X		Amount of tar			X	
Sales to minors			X		Amount of nicotine			X	
Sales by minors			X		Amount of other ingredients/constituents			X	
Place of sales			X		Product constituents as confidential information			X	
Vending machines			X		Product constituents as public information			X	
Free products			X		Constituent disclosure by brand			X	
Single cigarette sales			X		Constituent disclosure in the aggregate			X	
Misleading information on packaging			X						
Smoking in government buildings (incl. worksites)			X		<b>Other Provisions</b>	<b>Yes</b>	<b>No</b>	<b>Unknown</b>	
Smoking in private worksites			X		National tobacco control committee		X		
Smoking in educational facilities			X		Tobacco control education/promotion		X		
Smoking in health care facilities		X			Anti-smuggling provisions			X	
Smoking on buses			X		Litigation enabling provisions		X		
Smoking on trains			X						
Smoking in taxis			X						
Smoking on ferries			X						
Smoking on domestic air flights			X						
Smoking on international air flights			X						
Smoking in restaurants			X						
Smoking in nightclubs and bars			X						
Smoking in other public places				X					

Refer to Appendix B for more information about national tobacco control provisions.

**Population (millions)**

	1995	2000	2025	2050
All adults, ages 15+	105.453	108.402	108.800	95.553
Female adults	54.180	55.773	56.882	50.479
All youth, ages 0-14	20.019	18.694	14.997	13.667
Female youth	9.766	9.111	7.300	6.653

Source: United Nations Population Division, World Population Prospects 1950-2050 (2000 revision)

**Real GDP per capita (PPP), US Dollars**

1975	13822
1980	16355
1985	18660
1990	22885
1995	24204
2000	26135

Source: World Health Report 2002

**SMOKING PREVALENCE**

**Adult (20 Years & Older), 2000**

Males	47.4
Females	11.5

**Youth (15-18 Year Olds), 1999**

Males	25.9
Females	9.2

**Physicians, 2000**

Males	27.1
Females	6.8

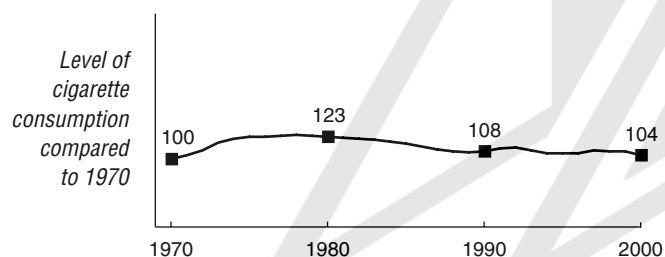
Adult: Current daily smoker; Ministry of Health, Labor and Welfare. (2002). *Kokumin-eiyou no Genjo: Heisei 12-nen Kokumineiyou chosa kekka. [Results of National Nutrition Survey, 2000]*. Reported in Strong, K. and Bonita, R. (2003). *The SuRF Report 1. Surveillance of Risk Factors related to Noncommunicable Diseases: Current status of global data*. Geneva: WHO.

Youth: Smoked one or more cigarette(s) in the past thirty days; Takakura, M., Nagayama, T., Sakihara, S. and Wilcox, C. (2001). Patterns of health-risk behavior among Japanese high school students. *Journal of School Health* 71(1): 23-29.

Health professional: Current smokers (smoking every day or occasionally); Ohida, T., Sakurai, H., Mochizuki, Y., Kamal, M.M., Takemura, S., Minowa, M. and Kawahara, K. (2001). Smoking prevalence and attitudes toward smoking among Japanese physicians. *Journal of the American Medical Association* 285(20): 2643-2648.

**TOBACCO ECONOMY**

**Annual per capita Consumption, Three Year Moving Average, 1970 = 100**



**Annual Cigarette Consumption**

Year	Per capita Consumption (cigarette sticks)	Total Consumption (millions of cigarette sticks)
1970	2810	222721
1980	3450	308072
1990	3037	306124
1995	2905	306341
2000	3023	327710

**Annual Tobacco Trade and Agriculture Statistics**

	Unit of Measurement	1970	1980	1990	1995	2000
Cigarette imports	sticks in millions	1740	5054	41405	57530	83520
Cigarette exports	sticks in millions	58	159	5336	13977	13775
Tobacco leaf imports	metric tons	36274	65178	80092	115071	93928
Tobacco leaf exports (% of total exports)	metric tons (%)	4865 (0.04%)	6 (0.00%)	8 (0.00%)	579 (0.00%)	32 (0.00%)
Cigarette production	sticks in millions	221039	303177	270055	262788	257965
Tobacco leaf production	metric tons	150900	141400	80500	70391	60803
Land devoted to tobacco growing (% of agricultural land)	hectares (%)	71000 (1.06%)	60800 (1.00%)	30000 (0.53%)	26358 (0.48%)	23991 (0.46%)
Employment in tobacco manufacturing	people	-	-	9000	15000	-

**Retail Price of 20 Cigarettes with Tax**

Type	US \$	Local
Domestic brand	\$2.16	255.00
Foreign brand	\$2.37	280.00

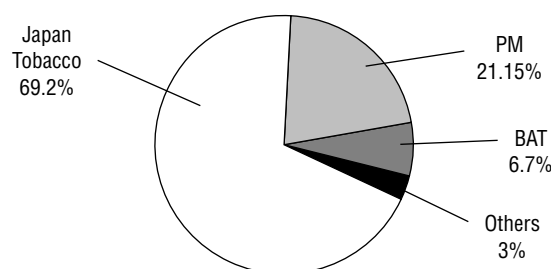
Source: EIU, September 2002

**Cigarette Taxes and Duties**

Excise tax	7252 LCU/1000 cigs
Sales tax	5%
Special tobacco tax	820 LCU/1000 cigs

Source: ERC

**Market Share by Cigarette Manufacturer, 2000**



Source: TMA

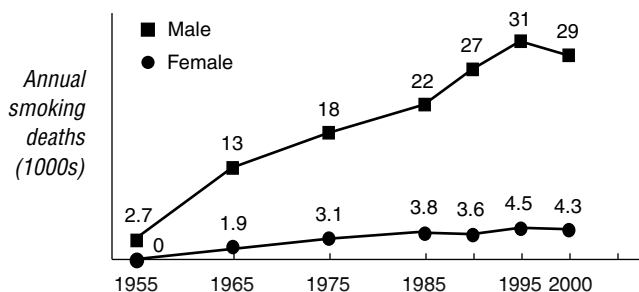
## SMOKING-ATTRIBUTED DISEASE IMPACT

Numbers of Deaths Attributed to Smoking/Total Deaths (thousands), 2000

Cause	Males (by age)			Females (by age)		
	0-34	35-69	70+	0-34	35-69	70+
Lung cancer	-0.1	11/14	22/25	-0.0	2.0/4.6	6.3/10
All cancer	-1.4	18/76	33/101	-1.3	2.4/42	7.8/73
Vascular	-1.5	5.7/43	10/100	-0.6	0.9/18	4.8/135
Respiratory	-0.6	2.1/10	13/65	-0.4	0.4/4.1	4.6/54
All other	-12	2.7/54	4.4/61	-5.7	0.5/21	2.3/80
All causes	-15	29/184	60/327	-8.1	4.3/85	19/343

Source: Peto, Lopez, et al., 1992, 1994 (update 2003)

Smoking-Attributed Numbers of Deaths per Year, Ages 35-69 Only



## INFRASTRUCTURE FOR TOBACCO CONTROL

National Tobacco Control Provisions

Tobacco Bans and Restrictions	Not				Tobacco Requirements and Regulations	Not			
	Banned	Restricted	Regulated	Unknown		Required	Regulated	Regulated	Unknown
Advertising in certain media			X		Advertising health warnings/messages	X			
Advertising to certain audiences			X		Age verification for sales			X	
Advertising in certain locations			X		Manufacturing licensure			X	
Advertisement content or design			X		Package health warning/message	X			
Sponsorship or promotion for certain audiences			X		Label design on packaging			X	
Sponsorship advertising of events			X		Ingredient/constituent information on package label	X			
Brand stretching			X		Amount of tar			X	
Sales to minors	X				Amount of nicotine			X	
Sales by minors			X		Amount of other ingredients/constituents			X	
Place of sales			X		Product constituents as confidential information			X	
Vending machines		X			Product constituents as public information			X	
Free products			X		Constituent disclosure by brand			X	
Single cigarette sales			X		Constituent disclosure in the aggregate			X	
Misleading information on packaging			X						
Smoking in government buildings (incl. worksites)		X							
Smoking in private worksites		X							
Smoking in educational facilities		X							
Smoking in health care facilities		X							
Smoking on buses		X							
Smoking on trains			X						
Smoking in taxis			X						
Smoking on ferries			X						
Smoking on domestic air flights			X						
Smoking on international air flights			X						
Smoking in restaurants			X						
Smoking in nightclubs and bars			X						
Smoking in other public places				X					

Other Provisions	Yes	No	Unknown
National tobacco control committee		X	
Tobacco control education/promotion		X	
Anti-smuggling provisions		X	
Litigation enabling provisions		X	

Refer to Appendix B for more information about national tobacco control provisions.

**Population (millions)**

	1995	2000	2025	2050
All adults, ages 15+	2.490	2.946	5.996	9.074
Female adults	1.173	1.399	2.918	4.493
All youth, ages 0-14	1.759	1.968	2.670	2.635
Female youth	0.858	0.960	1.304	1.286

Source: United Nations Population Division, World Population Prospects 1950-2050 (2000 revision)

**Real GDP per capita (PPP), US Dollars**

1975	2556
1980	4628
1985	4904
1990	3853
1995	4171
2000	4193

Source: World Health Report 2002

**SMOKING PREVALENCE**

Adult, 1999		Youth, 1999		Health Professionals	
Males	48	Males	27.5	Males	-
Females	10	Females	15.2	Females	-
		Overall	20.6	Overall	-

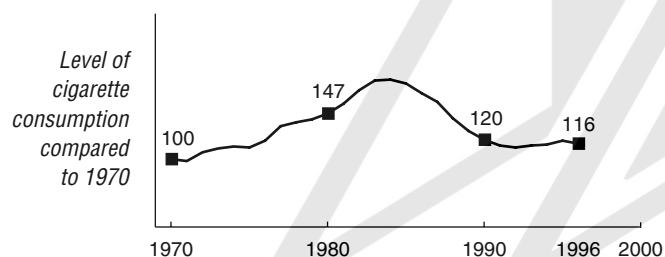
Adult: Smoking data from the National Survey of Tobacco, Ministry of Health; Reported in *Country Profiles on Tobacco Control in the Eastern Mediterranean Region*. Available at URL: <http://www.emro.who.int/TFI/CountryProfile.htm>.

Youth: (Males and Females) Currently use any tobacco product, grades 7-9; Global Youth Tobacco Survey Collaborative Group. (2002). *Jordan GYTS Fact Sheet*. Available at URL: [http://www.cdc.gov/Tobacco/global/glyts/GYTS\\_factsheets.htm](http://www.cdc.gov/Tobacco/global/glyts/GYTS_factsheets.htm). (Overall) Currently use any tobacco product, students 13-15 years old; Global Youth Tobacco Survey Collaborative Group. (2002). Special Report: Tobacco use among youth: a cross country comparison. *Tobacco Control 11: 252-270*.

Health professional: No data available

**TOBACCO ECONOMY**

**Annual per capita Consumption, Three Year Moving Average, 1970 = 100**



**Annual Cigarette Consumption**

Year	Per capita Consumption (cigarette sticks)	Total Consumption (millions of cigarette sticks)
1970	1468	1290
1980	2028	2283
1990	1756	3039
1995	1540	3835
2000	-	-

**Annual Tobacco Trade and Agriculture Statistics**

	Unit of Measurement	1970	1980	1990	1995	2000
Cigarette imports	sticks in millions	13	113	87	167	428
Cigarette exports	sticks in millions	333	2018	233	7	1973
Tobacco leaf imports	metric tons	638	2398	1410	643	2634
Tobacco leaf exports (% of total exports)	metric tons (%)	139 (0.51%)	- (-)	- (-)	16 (0.02%)	356 (0.11%)
Cigarette production	sticks in millions	1610	4188	3185	3675	-
Tobacco leaf production	metric tons	1162	3345	2894	4758	2667
Land devoted to tobacco growing (% of agricultural land)	hectares (%)	2790 (0.25%)	6288 (0.56%)	3422 (0.29%)	4043 (0.34%)	3099 (0.26%)
Employment in tobacco manufacturing	people	-	720	810	1264	-

**Retail Price of 20 Cigarettes with Tax**

Type	US \$	Local
Domestic brand	\$0.98	700.00
Foreign brand	\$1.90	1,350.00

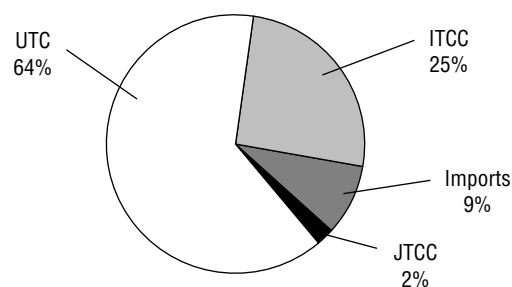
Source: EIU, September 2002

**Cigarette Taxes and Duties**

Sales tax	20%
Specific tax	18 LCU/pack
Import tax	100% CIF value

Source: ERC

**Market Share by Cigarette Manufacturer, 2000**



Source: ERC



## SMOKING-RELATED DISEASE IMPACT

**Mortality from Cancer, Respiratory and Circulatory Disease, 2000**  
Numbers of deaths/World age-standardized mortality rate per 100,000 population

Disease	Male		Female		Ages	Disease	Male		Female		Ages
	Number	Rate	Number	Rate			Number	Rate	Number	Rate	
Trachea, lung, and bronchus cancer	218	57.0	46	11.8	45+	Ischemic heart disease	-	-	-	-	
Lip, oral cavity, and pharynx cancer	32	8.2	16	3.9	45+	Stroke	-	-	-	-	
Respiratory disease	-	-	-	-		Other diseases of the circulatory system	-	-	-	-	
						All causes	-	-	-	-	

Source: Ferlay, J., Bray, F., Pisani, P. and Parkin, D.M. (2001). *GLOBOCAN 2000: Cancer Incidence, Mortality and Prevalence Worldwide, Version 1.0*. [CD-ROM]. IARC CancerBase No. 5. Lyon: IARC Press. Available at URL: <http://www-dep.iarc.fr/globocan/globocan.html>

## INFRASTRUCTURE FOR TOBACCO CONTROL

### National Tobacco Control Provisions

Tobacco Bans and Restrictions	Not				Tobacco Requirements and Regulations	Not			
	Banned	Restricted	Regulated	Unknown		Required	Regulated	Regulated	Unknown
Advertising in certain media	X				Advertising health warnings/messages	N/A			
Advertising to certain audiences	X				Age verification for sales				X
Advertising in certain locations	X				Manufacturing licensure				X
Advertisement content or design	N/A				Package health warning/message	X			
Sponsorship or promotion for certain audiences		X			Label design on packaging		X		
Sponsorship advertising of events				X	Ingredient/constituent information on package label	X			
Brand stretching				X	Amount of tar		X		
Sales to minors	X				Amount of nicotine		X		
Sales by minors				X	Amount of other ingredients/constituents		X		
Place of sales				X	Product constituents as confidential information				X
Vending machines				X	Product constituents as public information				X
Free products	X				Constituent disclosure by brand				X
Single cigarette sales	X				Constituent disclosure in the aggregate				X
Misleading information on packaging				X					
Smoking in government buildings (incl. worksites)	X								
Smoking in private worksites		X							
Smoking in educational facilities	X								
Smoking in health care facilities	X								
Smoking on buses	X								
Smoking on trains	X								
Smoking in taxis	X								
Smoking on ferries	X								
Smoking on domestic air flights			X						
Smoking on international air flights			X						
Smoking in restaurants		X							
Smoking in nightclubs and bars		X							
Smoking in other public places		X							

Other Provisions	Yes	No	Unknown
National tobacco control committee	X		
Tobacco control education/promotion			X
Anti-smuggling provisions			X
Litigation enabling provisions			X

Refer to Appendix B for more information about national tobacco control provisions.

**Population (millions)**

	1995	2000	2025	2050
All adults, ages 15+	11.661	11.809	12.773	12.587
Female adults	6.103	6.184	6.702	6.579
All youth, ages 0-14	4.950	4.364	3.317	2.715
Female youth	2.435	2.145	1.617	1.319

Source: United Nations Population Division, World Population Prospects 1950-2050 (2000 revision)

**Real GDP per capita (PPP), US Dollars**

1975	7223
1980	8891
1985	9811
1990	8817
1995	5314
2000	5689

Source: World Health Report 2002

**SMOKING PREVALENCE**

Adult		Youth		Health Professionals	
All adults	32.9	Males	-	Males	-
		Females	-	Females	-
		Overall	-	Overall	-

Adult: Current tobacco smoking measured by National Centre for Promoting a Healthy Lifestyle (survey year unknown); BBC Monitoring Former Soviet Union. (2000, April 9). *Over 30 percent of Kazakhs smoke, health campaign launched*. Available at URL: <http://www.tobacco.org/news/40856.html>.

Youth: No data available

Health professional: No data available

**TOBACCO ECONOMY**

**Annual per capita Consumption, Three Year Moving Average, 1995 = 100**



**Annual Cigarette Consumption**

Year	Per capita Consumption (cigarette sticks)	Total Consumption (millions of cigarette sticks)
1970	-	-
1980	-	-
1990	-	-
1995	1195	13930
2000	1881	22210

**Annual Tobacco Trade and Agriculture Statistics**

	Unit of Measurement	1970	1980	1990	1995	2000
Cigarette imports	sticks in millions	-	-	-	2400	3770
Cigarette exports	sticks in millions	-	-	-	550	853
Tobacco leaf imports	metric tons	-	-	-	8983	10166
Tobacco leaf exports (% of total exports)	metric tons (%)	- (-)	- (-)	- (-)	369 (0.01%)	8433 (0.11%)
Cigarette production	sticks in millions	-	11966	12485	12080	19293
Tobacco leaf production	metric tons	-	-	-	1680	16160
Land devoted to tobacco growing (% of agricultural land)	hectares (%)	- (-)	- (-)	- (-)	1700 (0.00%)	8900 (0.00%)
Employment in tobacco manufacturing	people	-	-	-	-	-

**Retail Price of 20 Cigarettes with Tax**

Type	US \$	Local
MPPC	\$0.37	55.00

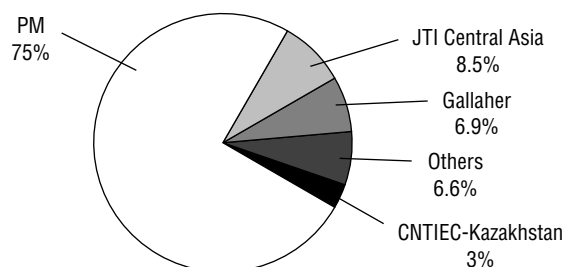
Source: TJI, 2001

**Cigarette Taxes and Duties**

Excise tax	2 ECU/1000 cigs
Sales tax	20%
Import duty	30% (min 3 ECU/1000 cigs)

Source: ERC

**Market Share by Cigarette Manufacturer, 2000**



Source: ERC

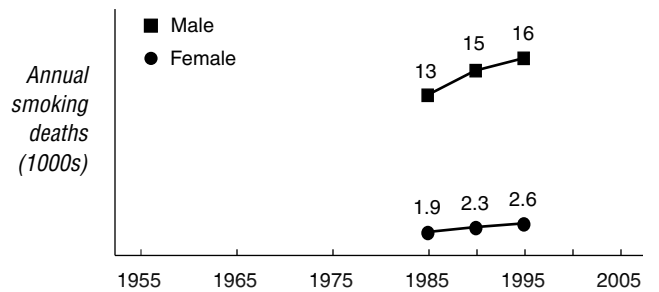
## SMOKING-ATTRIBUTED DISEASE IMPACT

Numbers of Deaths Attributed to Smoking/Total Deaths (thousands), 1999

Cause	Males (by age)			Females (by age)		
	0-34	35-69	70+	0-34	35-69	70+
Lung cancer	-/0.0	2.2/2.4	0.6/0.7	-/0.0	0.2/0.4	0.2/0.3
All cancer	-/0.4	3.9/7.5	1.1/2.8	-/0.4	0.4/5.0	0.3/3.2
Vascular	-/1.0	7.2/20	1.6/13	-/0.5	0.9/11	1.0/27
Respiratory	-/1.3	1.3/3.1	0.4/1.9	-/0.9	0.2/1.1	0.2/1.8
All other	-/10	2.8/16	0.2/2.6	-/4.4	0.3/6.0	0.1/4.2
All causes	-/13	15/46	3.3/21	-/6.2	1.7/23	1.6/37

Source: Peto, Lopez, et al., 1992, 1994 (update 2003)

Smoking-Attributed Numbers of Deaths per Year, Ages 35-69 Only



## INFRASTRUCTURE FOR TOBACCO CONTROL

### National Tobacco Control Provisions

Tobacco Bans and Restrictions	Not				Tobacco Requirements and Regulations	Not			
	Banned	Restricted	Regulated	Unknown		Required	Regulated	Regulated	Unknown
Advertising in certain media		X			Advertising health warnings/messages	X			
Advertising to certain audiences	X				Age verification for sales				X
Advertising in certain locations			X		Manufacturing licensure			X	
Advertisement content or design		X			Package health warning/message	X			
Sponsorship or promotion for certain audiences			X		Label design on packaging		X		
Sponsorship advertising of events				X	Ingredient/constituent information on package label				X
Brand stretching			X		Amount of tar				X
Sales to minors			X		Amount of nicotine				X
Sales by minors				X	Amount of other ingredients/constituents				X
Place of sales				X	Product constituents as confidential information				X
Vending machines			X		Product constituents as public information				X
Free products			X		Constituent disclosure by brand				X
Single cigarette sales			X		Constituent disclosure in the aggregate				X
Misleading information on packaging				X					
Smoking in government buildings (incl. worksites)		X			<b>Other Provisions</b>	<b>Yes</b>	<b>No</b>	<b>Unknown</b>	
Smoking in private worksites			X		National tobacco control committee	X			
Smoking in educational facilities			X		Tobacco control education/promotion			X	
Smoking in health care facilities		X			Anti-smuggling provisions			X	
Smoking on buses			X		Litigation enabling provisions			X	
Smoking on trains			X						
Smoking in taxis			X						
Smoking on ferries			X						
Smoking on domestic air flights	X								
Smoking on international air flights			X						
Smoking in restaurants			X						
Smoking in nightclubs and bars			X						
Smoking in other public places				X					

Refer to Appendix B for more information about national tobacco control provisions.

## Population (millions)

	1995	2000	2025	2050
All adults, ages 15+	14.615	17.338	30.397	41.914
Female adults	7.406	8.765	15.116	20.776
All youth, ages 0-14	12.700	13.331	14.500	13.454
Female youth	6.324	6.631	7.196	6.655

Source: United Nations Population Division, World Population Prospects 1950-2050 (2000 revision)

## Real GDP per capita (PPP), US Dollars

1975	1222
1980	1377
1985	1291
1990	1424
1995	1330
2000	1337

Source: World Health Report 2002

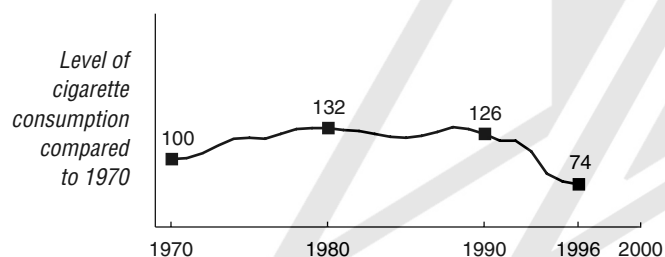
## SMOKING PREVALENCE

Adult (12 Years & Older)		Youth, 2001		Hospital Workers, 1986	
Males	66.8	Males	15.8	Males	63.9
Females	31.9	Females	10.0	Females	7
Overall	54.6	Overall	13.0	Overall	54

Adult: Tobacco use in Nairobi (survey year unknown); Wangai, P. Jr., Waiyaki, M. and Sasco, A.J. (2000). Tobacco use in the city of Nairobi, Kenya. *African Journal of Medical Practice* 7(1): 13-20.Youth: Currently use any tobacco product, standards 7 and 8 and forms I and II (mostly 13-15 year olds); Global Youth Tobacco Survey Collaborative Group. (2002). *Kenya GYTS Fact Sheet*. Available at URL: [http://www.cdc.gov/Tobacco/global/gyts/GYTS\\_factsheets.htm](http://www.cdc.gov/Tobacco/global/gyts/GYTS_factsheets.htm).Health professional: Current regular smoking among hospital workers in Nairobi (employees of the Ministry of Health and the University of Nairobi), including non-medical and medical personnel; Lore, W. (1988). Smoking habits in Kenya II. *East African Medical Journal* 65(2): 71-80.

## TOBACCO ECONOMY

## Annual per capita Consumption, Three Year Moving Average, 1970 = 100



## Annual Cigarette Consumption

Year	Per capita Consumption (cigarette sticks)	Total Consumption (millions of cigarette sticks)
1970	420	2441
1980	561	4581
1990	538	6402
1995	202	2956
2000	-	-

## Annual Tobacco Trade and Agriculture Statistics

	Unit of Measurement	1970	1980	1990	1995	2000
Cigarette imports	sticks in millions	60	74	144	70	42
Cigarette exports	sticks in millions	45	49	389	5046	2826
Tobacco leaf imports	metric tons	2796	328	-	2021	4660
Tobacco leaf exports (% of total exports)	metric tons (%)	276 (-)	1 (0.00%)	21 (0.01%)	2988 (0.27%)	5338 (0.49%)
Cigarette production	sticks in millions	2426	4556	6647	7932	-
Tobacco leaf production	metric tons	123	2738	8800	13000	17960
Land devoted to tobacco growing (% of agricultural land)	hectares (%)	500 (0.00%)	3483 (0.01%)	4500 (0.02%)	8841 (0.03%)	14160 (0.05%)
Employment in tobacco manufacturing	people	451	643	916	-	-

## Retail Price of 20 Cigarettes with Tax

Type	US \$	Local
Domestic brand	\$1.02	80.00
Foreign brand	\$1.52	120.00

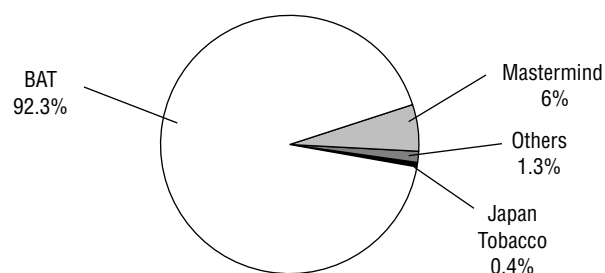
Source: EIU, September 2002

## Cigarette Taxes and Duties

Excise tax	160%
Sales tax	18%
Import duty	30% (min 300 LCU/kg)

Source: ERC

## Market Share by Cigarette Manufacturer, 2000



Source: ERC

## SMOKING-RELATED DISEASE IMPACT

**Mortality from Cancer, Respiratory and Circulatory Disease, 2000**  
Numbers of deaths/World age-standardized mortality rate per 100,000 population

Disease	Male		Female		Ages	Disease	Male		Female		Ages
	Number	Rate	Number	Rate			Number	Rate	Number	Rate	
Trachea, lung, and bronchus cancer	139	9.3	61	3.8	45+	Ischemic heart disease	-	-	-	-	
Lip, oral cavity, and pharynx cancer	381	24.5	335	19.5	45+	Stroke	-	-	-	-	
Respiratory disease	-	-	-	-		Other diseases of the circulatory system	-	-	-	-	
						All causes	-	-	-	-	

Source: Ferlay, J., Bray, F., Pisani, P. and Parkin, D.M. (2001). *GLOBOCAN 2000: Cancer Incidence, Mortality and Prevalence Worldwide, Version 1.0*. [CD-ROM]. IARC CancerBase No. 5. Lyon: IARC Press. Available at URL: <http://www-dep.iarc.fr/globocan/globocan.html>

## INFRASTRUCTURE FOR TOBACCO CONTROL

### National Tobacco Control Provisions

Tobacco Bans and Restrictions	Not				Tobacco Requirements and Regulations	Not			
	Banned	Restricted	Regulated	Unknown		Required	Regulated	Regulated	Unknown
Advertising in certain media			X		Advertising health warnings/messages	X			
Advertising to certain audiences			X		Age verification for sales			X	
Advertising in certain locations			X		Manufacturing licensure				X
Advertisement content or design			X		Package health warning/message	X			
Sponsorship or promotion for certain audiences			X		Label design on packaging		X		
Sponsorship advertising of events			X		Ingredient/constituent information on package label			X	
Brand stretching			X		Amount of tar			X	
Sales to minors			X		Amount of nicotine			X	
Sales by minors			X		Amount of other ingredients/constituents			X	
Place of sales			X		Product constituents as confidential information			X	
Vending machines			X		Product constituents as public information			X	
Free products			X		Constituent disclosure by brand			X	
Single cigarette sales			X		Constituent disclosure in the aggregate			X	
Misleading information on packaging			X						
Smoking in government buildings (incl. worksites)			X		<b>Other Provisions</b>	<b>Yes</b>	<b>No</b>	<b>Unknown</b>	
Smoking in private worksites			X		National tobacco control committee		X		
Smoking in educational facilities			X		Tobacco control education/promotion		X		
Smoking in health care facilities			X		Anti-smuggling provisions			X	
Smoking on buses			X		Litigation enabling provisions		X		
Smoking on trains			X						
Smoking in taxis			X						
Smoking on ferries			X						
Smoking on domestic air flights			X						
Smoking on international air flights			X						
Smoking in restaurants			X						
Smoking in nightclubs and bars			X						
Smoking in other public places				X					

Refer to Appendix B for more information about national tobacco control provisions.

## Population (millions)

	1995	2000	2025	2050
Total	0.077	0.083	0.112	0.138
Females	0.037	0.040	0.054	0.068
Males	0.040	0.043	0.058	0.071

Source: Food and Agriculture Organization of the United Nations (FAO 2001)

## Real GDP per capita (PPP), US Dollars

1975	4886
1980	1540
1985	1465
1990	1444
1995	1532
2000	1755

Source: World Health Report 2002

## SMOKING PREVALENCE

Adult (16 Years & Older), 1999		Young Adult (20-24 Year Olds), 1981		Health Professionals	
Males	56.5	Males (urban/rural)	95/85	Males	-
Females	32.3	Females (urban/rural)	63/57	Females	-
Overall	42			Overall	-

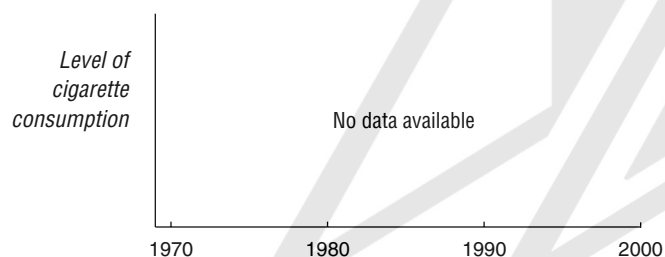
Adult: Smoking in South Tarawa and Betio; Metai, A.K. Hypertension and diabetic survey on South Tarawa and Betio, 1999. Reported in *WHO WPRO Country Profiles, Tobacco or Health 2000*. Available at URL: <http://www.wpro.who.int>.Youth: Smoking among urban/rural population; World Health Organization. (1997). *Tobacco or health: a global status report*. Geneva: WHO.

Health professional: No data available

## TOBACCO ECONOMY

## Annual per capita Consumption, Three Year Moving Average

## Annual Cigarette Consumption



Year	Per capita Consumption (cigarette sticks)	Total Consumption (millions of cigarette sticks)
1970	-	-
1980	-	-
1990	-	-
1995	-	-
2000	-	-

## Annual Tobacco Trade and Agriculture Statistics

	Unit of Measurement	1970	1980	1990	1995	2000
Cigarette imports	sticks in millions	-	-	-	13	90
Cigarette exports	sticks in millions	-	-	-	-	-
Tobacco leaf imports	metric tons	-	-	-	-	-
Tobacco leaf exports (% of total exports)	metric tons (%)	- (-)	- (-)	- (-)	- (-)	- (-)
Cigarette production	sticks in millions	-	-	-	-	-
Tobacco leaf production	metric tons	-	-	-	-	-
Land devoted to tobacco growing (% of agricultural land)	hectares (%)	- (-)	- (-)	- (-)	- (-)	- (-)
Employment in tobacco manufacturing	people	-	-	-	-	-

## Retail Price of 20 Cigarettes with Tax

Type	US \$	Local
Domestic brand	-	-
Foreign brand	-	-

Source: No data available

## Cigarette Taxes and Duties

Excise tax	-
Sales tax	-
Import duty	-

Source: No data available

## Market Share by Cigarette Manufacturer



## SMOKING-RELATED DISEASE IMPACT

### Mortality from Cancer, Respiratory and Circulatory Disease

Numbers of deaths/World age-standardized mortality rate per 100,000 population

Disease	Male		Female		Ages	Disease	Male		Female		Ages
	Number	Rate	Number	Rate			Number	Rate	Number	Rate	
Trachea, lung, and bronchus cancer	-	-	-	-		Ischemic heart disease	-	-	-	-	
Lip, oral cavity, and pharynx cancer	-	-	-	-		Stroke	-	-	-	-	
Respiratory disease	-	-	-	-		Other diseases of the circulatory system	-	-	-	-	
						All causes	-	-	-	-	

Source: No data available

## INFRASTRUCTURE FOR TOBACCO CONTROL

### National Tobacco Control Provisions

Tobacco Bans and Restrictions	Not				Tobacco Requirements and Regulations	Not			
	Banned	Restricted	Regulated	Unknown		Required	Regulated	Regulated	Unknown
Advertising in certain media			X		Advertising health warnings/messages				X
Advertising to certain audiences			X		Age verification for sales				X
Advertising in certain locations			X		Manufacturing licensure				X
Advertisement content or design			X		Package health warning/message			X	
Sponsorship or promotion for certain audiences				X	Label design on packaging			X	
Sponsorship advertising of events				X	Ingredient/constituent information on package label				X
Brand stretching				X	Amount of tar			X	
Sales to minors				X	Amount of nicotine			X	
Sales by minors				X	Amount of other ingredients/constituents			X	
Place of sales			X		Product constituents as confidential information				X
Vending machines				X	Product constituents as public information				X
Free products				X	Constituent disclosure by brand				X
Single cigarette sales				X	Constituent disclosure in the aggregate				X
Misleading information on packaging				X					
Smoking in government buildings (incl. worksites)			X						
Smoking in private worksites				X					
Smoking in educational facilities				X					
Smoking in health care facilities	X								
Smoking on buses				X					
Smoking on trains				X					
Smoking in taxis				X					
Smoking on ferries				X					
Smoking on domestic air flights	X								
Smoking on international air flights	X								
Smoking in restaurants				X					
Smoking in nightclubs and bars				X					
Smoking in other public places			X						

Other Provisions	Yes	No	Unknown
National tobacco control committee		X	
Tobacco control education/promotion			X
Anti-smuggling provisions			X
Litigation enabling provisions			X

Refer to Appendix B for more information about national tobacco control provisions.

**Population (millions)**

	1995	2000	2025	2050
All adults, ages 15+	0.991	1.315	2.482	3.214
Female adults	0.357	0.505	1.079	1.528
All youth, ages 0-14	0.700	0.599	0.737	0.787
Female youth	0.344	0.295	0.363	0.388

Source: United Nations Population Division, World Population Prospects 1950-2050 (2000 revision)

**Real GDP per capita (PPP), US Dollars**

1975	24121
1980	21786
1985	12503
1990	9373
1995	16545
2000	14231

Source: World Health Report 2002

**SMOKING PREVALENCE**

Adult, 1996		Youth, 2001		Physicians, 1990	
Males	29.6	Males	31.0	Males	45.3
Females	1.5	Females	15.5	Females	16
		Overall	24.4		

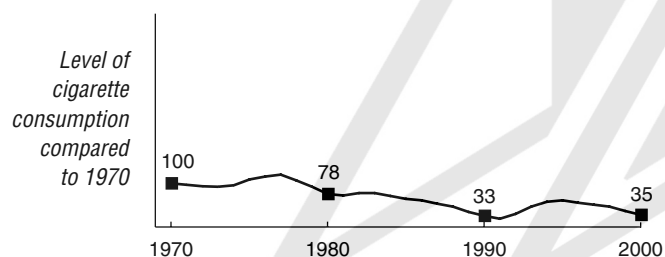
Adult: Smoking data from the Family Health Survey; Reported in *Country Profiles on Tobacco Control in the Eastern Mediterranean Region*. Available at URL: <http://www.emro.who.int/TFI/CountryProfile.htm>.

Youth: Currently use any tobacco product, students in Fourth Intermediate, First Secondary and Second Secondary in Al-Assema (mostly 13-15 year-olds); Global Youth Tobacco Survey Collaborative Group. (2002). *Kuwait-Al-Assema GYTS Fact Sheet*. Available at URL: [http://www.cdc.gov/Tobacco/global/gyts/GYTS\\_factsheets.htm](http://www.cdc.gov/Tobacco/global/gyts/GYTS_factsheets.htm).

Health professional: Smoking at least one cigarette per day for one or more years at any time during his/her life; Bener, A., Gomes, J. and Anderson, J.A. (1993). Smoking habits among physicians in two Gulf countries. *Journal of the Royal Society of Health* 113(6): 298-301.

**TOBACCO ECONOMY**

**Annual per capita Consumption, Three Year Moving Average, 1970 = 100**



**Annual Cigarette Consumption**

Year	Per capita Consumption (cigarette sticks)	Total Consumption (millions of cigarette sticks)
1970	4729	1991
1980	3354	2756
1990	1200	1630
1995	2935	2908
2000	1276	1678

**Annual Tobacco Trade and Agriculture Statistics**

	Unit of Measurement	1970	1980	1990	1995	2000
Cigarette imports	sticks in millions	2739	3994	1674	2916	1678
Cigarette exports	sticks in millions	748	1238	44	8	-
Tobacco leaf imports	metric tons	999	296	-	104	-
Tobacco leaf exports (% of total exports)	metric tons (%)	241 (0.01%)	65 (0.00%)	- (-)	- (-)	- (-)
Cigarette production	sticks in millions	-	-	-	-	-
Tobacco leaf production	metric tons	-	-	-	-	-
Land devoted to tobacco growing (% of agricultural land)	hectares (%)	- (-)	- (-)	- (-)	- (-)	- (-)
Employment in tobacco manufacturing	people	-	-	-	-	-

**Retail Price of 20 Cigarettes with Tax**

Type	US \$	Local
Domestic brand	-	-
Foreign brand	\$1.50	0.45

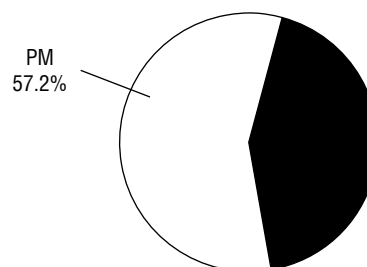
Source: EIU, September 2002

**Cigarette Taxes and Duties**

Import duty	100%
-------------	------

Source: TMA

**Market Share by Cigarette Manufacturer, 1998**



Source: TMA



## SMOKING-RELATED DISEASE IMPACT

**Mortality from Cancer, Respiratory and Circulatory Disease, 2000**  
Numbers of deaths/World age-standardized mortality rate per 100,000 population

Disease	Male		Female		Ages	Disease	Male		Female		Ages
	Number	Rate	Number	Rate			Number	Rate	Number	Rate	
Trachea, lung, and bronchus cancer	53	47.2	15	14.5	35+	Ischemic heart disease	447	237.6	125	147.4	35+
Lip, oral cavity, and pharynx cancer	5	3.2	5	5.2	35+	Stroke	151	151.8	88	121.9	35+
Respiratory disease	11	12.3	5	6.3	35+	Other diseases of the circulatory system	151	101.2	103	128.8	35+
						All causes	3754	2783.2	2192	2611.3	35+

Source: World Health Organization. (2003). *WHO Mortality Database*. Geneva: WHO.

## INFRASTRUCTURE FOR TOBACCO CONTROL

### National Tobacco Control Provisions

Tobacco Bans and Restrictions	Not				Tobacco Requirements and Regulations	Not			
	Banned	Restricted	Regulated	Unknown		Required	Regulated	Regulated	Unknown
Advertising in certain media	X				Advertising health warnings/messages	N/A			
Advertising to certain audiences	X				Age verification for sales			X	
Advertising in certain locations	X				Manufacturing licensure				X
Advertisement content or design	N/A				Package health warning/message	X			
Sponsorship or promotion for certain audiences	X				Label design on packaging		X		
Sponsorship advertising of events	X				Ingredient/constituent information on package label	X			
Brand stretching			X		Amount of tar		X		
Sales to minors	X				Amount of nicotine		X		
Sales by minors			X		Amount of other ingredients/constituents			X	
Place of sales			X		Product constituents as confidential information			X	
Vending machines			X		Product constituents as public information			X	
Free products	X				Constituent disclosure by brand			X	
Single cigarette sales			X		Constituent disclosure in the aggregate			X	
Misleading information on packaging			X						
Smoking in government buildings (incl. worksites)		X							
Smoking in private worksites			X						
Smoking in educational facilities	X								
Smoking in health care facilities	X								
Smoking on buses	X								
Smoking on trains	X								
Smoking in taxis	X								
Smoking on ferries	X								
Smoking on domestic air flights			X						
Smoking on international air flights			X						
Smoking in restaurants		X							
Smoking in nightclubs and bars		X							
Smoking in other public places		X							

Other Provisions	Yes	No	Unknown
National tobacco control committee	X		
Tobacco control education/promotion		X	
Anti-smuggling provisions			X
Litigation enabling provisions		X	

Refer to Appendix B for more information about national tobacco control provisions.

**Population (millions)**

	1995	2000	2025	2050
All adults, ages 15+	2.892	3.251	4.906	6.029
Female adults	1.500	1.682	2.517	3.101
All youth, ages 0-14	1.671	1.670	1.553	1.509
Female youth	0.826	0.826	0.766	0.745

Source: United Nations Population Division, World Population Prospects 1950-2050 (2000 revision)

**Real GDP per capita (PPP), US Dollars**

1975	3044
1980	3747
1985	4135
1990	3716
1995	2036
2000	2504

Source: World Health Report 2002

**SMOKING PREVALENCE**

**Adult (18-65 Year Olds)**

Males	60
Females	15.6

**Youth (9-17 Year Olds)**

Males	24
Females	20

**Health Professionals**

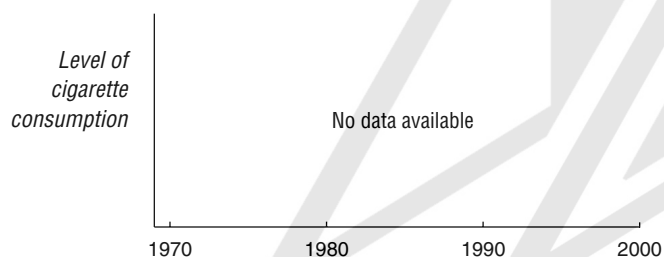
Males	-
Females	-
Overall	-

Adult and Youth: Smoking in Bishkek, measured by Dr. C. Bekbasarova (survey year unknown); World Health Organization. (1998). *Tobacco or health in Kyrgyzstan: Report of a WHO Mission to Bishkek 5-8 October, 1998.*

Health professional: No data available

**TOBACCO ECONOMY**

**Annual per capita Consumption, Three Year Moving Average**



**Annual Cigarette Consumption**

Year	Per capita Consumption (cigarette sticks)	Total Consumption (millions of cigarette sticks)
1970	-	-
1980	-	-
1990	-	-
1995	-	-
2000	-	-

**Annual Tobacco Trade and Agriculture Statistics**

	Unit of Measurement	1970	1980	1990	1995	2000
Cigarette imports	sticks in millions	-	-	-	204	-
Cigarette exports	sticks in millions	-	-	-	-	-
Tobacco leaf imports	metric tons	-	-	-	99	1571
Tobacco leaf exports (% of total exports)	metric tons (%)	- (-)	- (-)	- (-)	36527 (5.25%)	26574 (-)
Cigarette production	sticks in millions	-	3818	3974	1332	3169
Tobacco leaf production	metric tons	-	-	-	17600	34613
Land devoted to tobacco growing (% of agricultural land)	hectares (%)	- (-)	- (-)	- (-)	8500 (0.08%)	14465 (0.13%)
Employment in tobacco manufacturing	people	-	-	1471	-	-

**Retail Price of 20 Cigarettes with Tax**

Type	US \$	Local
Domestic brand	-	-
Foreign brand	-	-

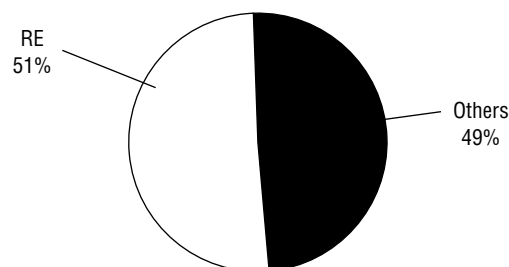
Source: No data available

**Cigarette Taxes and Duties**

Excise duty	70 LCU/1000 filtered cigs; 15 LCU/1000 plain cigs
Sales tax	20%
Import duty	10%
Other import duties	0.15%

Source: ERC

**Market Share by Cigarette Manufacturer, 2000**



Source: ERC

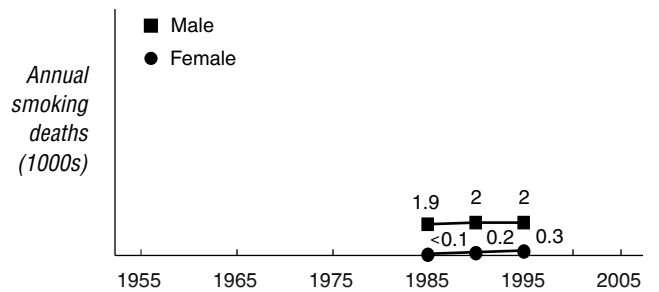
## SMOKING-ATTRIBUTED DISEASE IMPACT

Numbers of Deaths Attributed to Smoking/Total Deaths, 2000

Cause	Males (by age)			Females (by age)		
	0-34	35-69	70+	0-34	35-69	70+
Lung cancer	-/3	187/221	55/78	-/2	15/62	0/34
All cancer	-/101	289/1053	80/425	-/99	18/807	0/479
Vascular	-/300	608/3895	113/3248	-/134	55/2369	0/5463
Respiratory	-/830	406/855	247/794	-/689	53/422	0/837
All other	-/3012	278/3390	17/765	-/1521	13/1286	0/1339
All causes	-/4243	1581/9193	457/5232	-/2443	139/4884	0/8118

Source: Peto, Lopez, et al., 1992, 1994 (update 2003)

Smoking-Attributed Numbers of Deaths per Year, Ages 35-69 Only



## INFRASTRUCTURE FOR TOBACCO CONTROL

National Tobacco Control Provisions

Tobacco Bans and Restrictions	Not				Tobacco Requirements and Regulations	Not			
	Banned	Restricted	Regulated	Unknown		Required	Regulated	Regulated	Unknown
Advertising in certain media		X			Advertising health warnings/messages	X			
Advertising to certain audiences	X				Age verification for sales				X
Advertising in certain locations		X			Manufacturing licensure	X			
Advertisement content or design		X			Package health warning/message			X	
Sponsorship or promotion for certain audiences			X		Label design on packaging			X	
Sponsorship advertising of events				X	Ingredient/constituent information on package label	X			
Brand stretching			X		Amount of tar		X		
Sales to minors	X				Amount of nicotine		X		
Sales by minors				X	Amount of other ingredients/constituents		X		
Place of sales				X	Product constituents as confidential information				X
Vending machines				X	Product constituents as public information				X
Free products			X		Constituent disclosure by brand				X
Single cigarette sales			X		Constituent disclosure in the aggregate				X
Misleading information on packaging				X					
Smoking in government buildings (incl. worksites)			X						
Smoking in private worksites		X							
Smoking in educational facilities	X								
Smoking in health care facilities	X								
Smoking on buses	X								
Smoking on trains	X								
Smoking in taxis			X						
Smoking on ferries			X						
Smoking on domestic air flights			X						
Smoking on international air flights				X					
Smoking in restaurants			X						
Smoking in nightclubs and bars			X						
Smoking in other public places				X					

Other Provisions	Yes	No	Unknown
National tobacco control committee	X		
Tobacco control education/promotion			X
Anti-smuggling provisions			X
Litigation enabling provisions			X

Refer to Appendix B for more information about national tobacco control provisions.

	Population (millions)			
	1995	2000	2025	2050
All adults, ages 15+	2.639	3.022	5.873	8.778
Female adults	1.345	1.534	2.940	4.395
All youth, ages 0-14	2.047	2.256	2.848	2.659
Female youth	1.007	1.109	1.395	1.305

Source: United Nations Population Division, World Population Prospects 1950-2050 (2000 revision)

Real GDP per capita (PPP), US Dollars	
1975	630
1980	785
1985	912
1990	985
1995	1185
2000	1445

Source: World Health Report 2002

## SMOKING PREVALENCE

Adult (15 Years & Older), 1995		Youth (11-15 Year Olds), 1999		Health Professionals, 1996	
Males	41	Current smokers	2	Doctors	17.9
Females	15	Ex-smokers	13.2	Nurses	11.7
Overall	38				

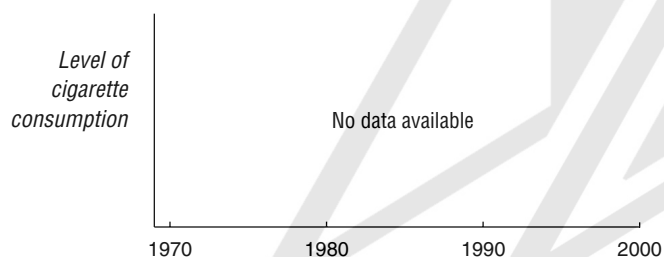
Adult: Pilot study in Vientiane; Reported in *WHO WPRO Country Profiles, Tobacco or Health 2000*. Available at URL: <http://www.wpro.who.int>.

Youth: Smoking in a survey of six provinces; Ministry of Health, Centre of Information & Education for Health. (2000). *Tobacco control programs in Lao PDR*. Vientiane: Author. Reported by Southeast Asia Tobacco Control Alliance and ASH Thailand. *Tobacco Country Profile: Laos*. Available at URL: <http://www.tobaccofreeasia.net/Menu1/laos/prevalence.htm>.

Health professional: Survey of current smoking in four hospitals in Vientiane municipality conducted by Somsamouth, K., Geizerova, H., Boupfa, K., Munivong, B. and Phanthepsone, S.; Ministry of Health, Centre of Information & Education for Health. (2000). *Tobacco control programs in Lao PDR*. Vientiane: Author. Reported by Southeast Asia Tobacco Control Alliance and ASH Thailand. *Tobacco Country Profile: Laos*. Available at URL: <http://www.tobaccofreeasia.net/Menu1/laos/prevalence.htm>.

## TOBACCO ECONOMY

### Annual per capita Consumption, Three Year Moving Average



### Annual Cigarette Consumption

Year	Per capita Consumption (cigarette sticks)	Total Consumption (millions of cigarette sticks)
1970	-	-
1980	-	-
1990	-	-
1995	-	-
2000	-	-

### Annual Tobacco Trade and Agriculture Statistics

	Unit of Measurement	1970	1980	1990	1995	2000
Cigarette imports	sticks in millions	99	-	-	-	864
Cigarette exports	sticks in millions	-	-	-	-	-
Tobacco leaf imports	metric tons	713	-	160	300	100
Tobacco leaf exports (% of total exports)	metric tons (%)	- (-)	- (-)	- (-)	- (-)	- (-)
Cigarette production	sticks in millions	361	-	-	1062	-
Tobacco leaf production	metric tons	22800	14600	34130	16000	33400
Land devoted to tobacco growing (% of agricultural land)	hectares (%)	6000 (0.41%)	4000 (0.25%)	11665 (0.70%)	7410 (0.44%)	6700 (0.36%)
Employment in tobacco manufacturing	people	-	-	-	-	-

### Retail Price of 20 Cigarettes with Tax

Type	US \$	Local
Domestic brand	\$0.45	-
Foreign brand	\$1.05	-

Source: EIU, March 1999

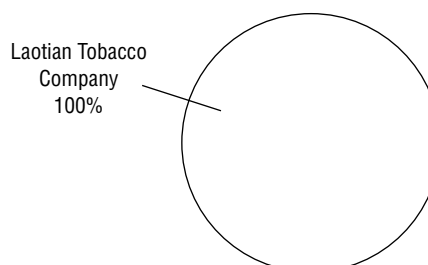
### Cigarette Taxes and Duties

Excise tax	20%
Turnover tax	10%
Import duty	40%

Bilateral agreements with Bulgaria, China, Mongolia, Poland, USA and Viet Nam

Source: TMA

### Market Share by Cigarette Manufacturer, 2001



Source: TMA

## SMOKING-RELATED DISEASE IMPACT

**Mortality from Cancer, Respiratory and Circulatory Disease, 2000**  
Numbers of deaths/World age-standardized mortality rate per 100,000 population

Disease	Male		Female		Ages	Disease	Male		Female		Ages
	Number	Rate	Number	Rate			Number	Rate	Number	Rate	
Trachea, lung, and bronchus cancer	209	59.1	77	20.1	45+	Ischemic heart disease	-	-	-	-	
Lip, oral cavity, and pharynx cancer	51	14.4	61	16.0	45+	Stroke	-	-	-	-	
Respiratory disease	-	-	-	-		Other diseases of the circulatory system	-	-	-	-	
						All causes	-	-	-	-	

Source: Ferlay, J., Bray, F., Pisani, P. and Parkin, D.M. (2001). *GLOBOCAN 2000: Cancer Incidence, Mortality and Prevalence Worldwide, Version 1.0*. [CD-ROM]. IARC CancerBase No. 5. Lyon: IARC Press. Available at URL: <http://www-dep.iarc.fr/globocan/globocan.html>

## INFRASTRUCTURE FOR TOBACCO CONTROL

### National Tobacco Control Provisions

Tobacco Bans and Restrictions	Not				Tobacco Requirements and Regulations	Not			
	Banned	Restricted	Regulated	Unknown		Required	Regulated	Regulated	Unknown
Advertising in certain media		X			Advertising health warnings/messages				X
Advertising to certain audiences				X	Age verification for sales				X
Advertising in certain locations				X	Manufacturing licensure				X
Advertisement content or design				X	Package health warning/message	X			
Sponsorship or promotion for certain audiences				X	Label design on packaging		X		
Sponsorship advertising of events				X	Ingredient/constituent information on package label			X	
Brand stretching	X				Amount of tar			X	
Sales to minors	X				Amount of nicotine			X	
Sales by minors				X	Amount of other ingredients/constituents			X	
Place of sales				X	Product constituents as confidential information				X
Vending machines				X	Product constituents as public information			X	
Free products	X				Constituent disclosure by brand			X	
Single cigarette sales				X	Constituent disclosure in the aggregate			X	
Misleading information on packaging				X					
Smoking in government buildings (incl. worksites)		X			<b>Other Provisions</b>	<b>Yes</b>	<b>No</b>	<b>Unknown</b>	
Smoking in private worksites		X			National tobacco control committee			X	
Smoking in educational facilities				X	Tobacco control education/promotion			X	
Smoking in health care facilities		X			Anti-smuggling provisions			X	
Smoking on buses				X	Litigation enabling provisions			X	
Smoking on trains				X					
Smoking in taxis				X					
Smoking on ferries				X					
Smoking on domestic air flights		X							
Smoking on international air flights		X							
Smoking in restaurants				X					
Smoking in nightclubs and bars				X					
Smoking in other public places				X					

Refer to Appendix B for more information about national tobacco control provisions.

## Population (millions)

	1995	2000	2025	2050
All adults, ages 15+	1.999	2.000	1.813	1.482
Female adults	1.097	1.099	0.980	0.791
All youth, ages 0-14	0.517	0.421	0.277	0.262
Female youth	0.253	0.206	0.135	0.127

Source: United Nations Population Division, World Population Prospects 1950-2050 (2000 revision)

## Real GDP per capita (PPP), US Dollars

	1975	2000
	5272	6263
	6490	
	7162	
	6436	
	5026	
	6263	

Source: World Health Report 2002

## SMOKING PREVALENCE

Adult, 1999		Youth (15-16 Year Olds), 1999		Health Professionals, 1993	
Males	49.1	Males	38	Physicians	59
Females	13	Females	23	Nurses	26
Overall	29.2	Overall	30		

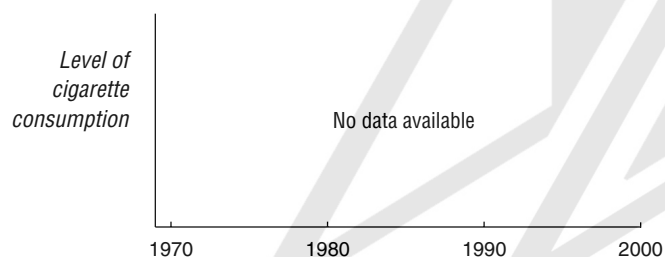
Adult: Smoking; Regional Survey of Country-specific Data. Reported in World Health Organization. (2002). *European Country Profiles on Tobacco Control, 2001*. Copenhagen: WHO Regional Office for Europe.

Youth: Lifetime use of cigarettes, 40 times or more; Hibbell, B., Andersson, B., Ahlström, S., Balakireva, O., Bjarnson, T., Kokkevi, A. and Morgan, M. (2000). *The 1999 ESPAD (European School Survey Project on Alcohol and Drugs) Report*. Stockholm: The Swedish Council for Information on Alcohol and Other Drugs. Available at URL: [http://www.can.se/in\\_english/pdf/espasummary.pdf](http://www.can.se/in_english/pdf/espasummary.pdf).

Health professional: Current smoking; World Health Organization. (1997). *Tobacco or health: a global status report*. Geneva: WHO.

## TOBACCO ECONOMY

## Annual per capita Consumption, Three Year Moving Average



## Annual Cigarette Consumption

Year	Per capita Consumption (cigarette sticks)	Total Consumption (millions of cigarette sticks)
1970	-	-
1980	-	-
1990	-	-
1995	-	-
2000	-	-

## Annual Tobacco Trade and Agriculture Statistics

	Unit of Measurement	1970	1980	1990	1995	2000
Cigarette imports	sticks in millions	-	-	-	185	2882
Cigarette exports	sticks in millions	-	-	-	2128	1386
Tobacco leaf imports	metric tons	-	-	-	1411	1934
Tobacco leaf exports (% of total exports)	metric tons (%)	- (-)	- (-)	- (-)	84 (0.01%)	49 (0.01%)
Cigarette production	sticks in millions	-	-	5209	2101	-
Tobacco leaf production	metric tons	-	-	-	-	-
Land devoted to tobacco growing (% of agricultural land)	hectares (%)	- (-)	- (-)	- (-)	- (-)	- (-)
Employment in tobacco manufacturing	people	-	-	358	-	-

## Retail Price of 20 Cigarettes with Tax

Type	US \$	Local
MPPC	\$0.48	0.30

Source: TJI, 2001

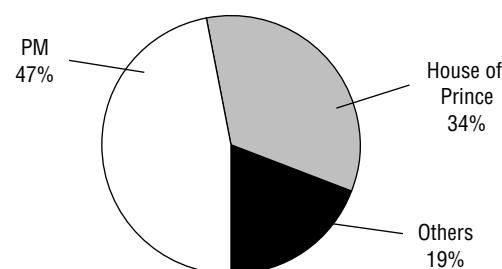
## Cigarette Taxes and Duties

Excise tax	5.1 LCU/1000 filtered cigs; 6.1 LCU/1000 plain cigs
Sales tax	18%
Import duty	25% (10% EU nations; 12% other WTO agreement countries)

Imports from Estonia and Lithuania are duty free

Source: ERC

## Market Share by Cigarette Manufacturer, 2000



Source: ERC

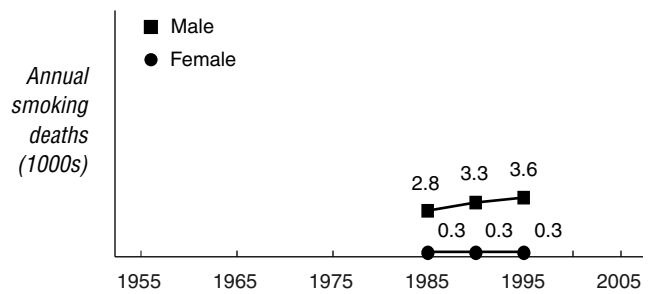
## SMOKING-ATTRIBUTED DISEASE IMPACT

Numbers of Deaths Attributed to Smoking/Total Deaths, 2000

Cause	Males (by age)			Females (by age)		
	0-34	35-69	70+	0-34	35-69	70+
Lung cancer	-/4	542/575	266/291	-/2	15/65	52/102
All cancer	-/51	881/1773	410/1177	-/38	18/1175	67/1355
Vascular	-/86	1228/3644	487/3980	-/18	36/1752	199/8386
Respiratory	-/23	182/363	83/168	-/5	5/110	37/187
All other	-/928	350/3068	74/894	-/312	13/1070	31/1642
All causes	-/1088	2641/8848	1054/6219	-/373	72/4107	334/11570

Source: Peto, Lopez, et al., 1992, 1994 (update 2003)

Smoking-Attributed Numbers of Deaths per Year, Ages 35-69 Only



## INFRASTRUCTURE FOR TOBACCO CONTROL

National Tobacco Control Provisions

Tobacco Bans and Restrictions	Not			Tobacco Requirements and Regulations	Not			
	Banned	Restricted	Regulated		Unknown	Required	Regulated	Regulated
Advertising in certain media		X		Advertising health warnings/messages	X			
Advertising to certain audiences			X	Age verification for sales	X			
Advertising in certain locations		X		Manufacturing licensure	X			
Advertisement content or design		X		Package health warning/message	X			
Sponsorship or promotion for certain audiences			X	Label design on packaging		X		
Sponsorship advertising of events				Ingredient/constituent information on package label	X			
Brand stretching			X	Amount of tar		X		
Sales to minors	X			Amount of nicotine		X		
Sales by minors				Amount of other ingredients/constituents			X	
Place of sales		X		Product constituents as confidential information				X
Vending machines	X			Product constituents as public information				X
Free products	X			Constituent disclosure by brand				X
Single cigarette sales		X		Constituent disclosure in the aggregate				X
Misleading information on packaging								
Smoking in government buildings (incl. worksites)		X						
Smoking in private worksites		X						
Smoking in educational facilities	X							
Smoking in health care facilities	X							
Smoking on buses	X							
Smoking on trains		X						
Smoking in taxis	X							
Smoking on ferries	X							
Smoking on domestic air flights	X							
Smoking on international air flights		X						
Smoking in restaurants		X						
Smoking in nightclubs and bars		X						
Smoking in other public places		X						

Other Provisions	Yes	No	Unknown
National tobacco control committee		X	
Tobacco control education/promotion			X
Anti-smuggling provisions			X
Litigation enabling provisions			X

Refer to Appendix B for more information about national tobacco control provisions.

## Population (millions)

	1995	2000	2025	2050
All adults, ages 15+	2.100	2.408	3.607	4.139
Female adults	1.099	1.252	1.837	2.095
All youth, ages 0-14	1.068	1.089	0.974	0.879
Female youth	0.525	0.534	0.476	0.429

Source: United Nations Population Division, World Population Prospects 1950-2050 (2000 revision)

## Real GDP per capita (PPP), US Dollars

	1975	13173
	1980	10491
	1985	6341
	1990	4585
	1995	5050
	2000	5628

Source: World Health Report 2002

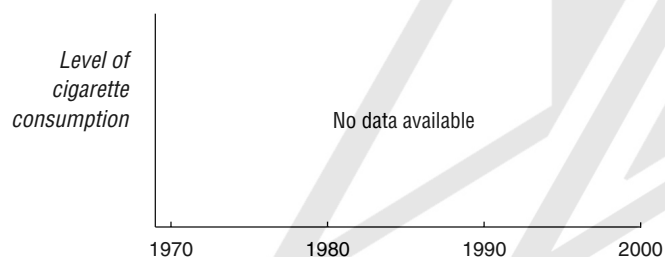
## SMOKING PREVALENCE

Adult, 1998		Youth, 2001		Health Professionals	
Males	46	Males	45.5	Medical students	7
Females	35	Females	39.6		
		Overall	45.5		

Adult: Smoking data from the National Survey of Smoking; Reported in *Country Profiles on Tobacco Control in the Eastern Mediterranean Region*. Available at URL: <http://www.emro.who.int/TFI/CountryProfile.htm>.Youth: Currently use any tobacco product, students in 3rd and 4th intermediate and 1st secondary (mostly 13-15 year-olds); Global Youth Tobacco Survey Collaborative Group. (2002). *Lebanon GYTS Fact Sheet*. Available at URL: [http://www.cdc.gov/Tobacco/global/gyts/GYTS\\_factsheets.htm](http://www.cdc.gov/Tobacco/global/gyts/GYTS_factsheets.htm).Health professional: (survey year unknown); Tessier, J.F., Nejari, C. and Bennani-Othmani, M. (1999). Smoking in Mediterranean countries: Europe, North Africa and the Middle-East. Results from a co-operative study. *International Journal of Tuberculosis and Lung Disease* 3(10): 927-937.

## TOBACCO ECONOMY

## Annual per capita Consumption, Three Year Moving Average



## Annual Cigarette Consumption

Year	Per capita Consumption (cigarette sticks)	Total Consumption (millions of cigarette sticks)
1970	-	-
1980	-	-
1990	-	-
1995	-	-
2000	-	-

## Annual Tobacco Trade and Agriculture Statistics

	Unit of Measurement	1970	1980	1990	1995	2000
Cigarette imports	sticks in millions	668	-	-	-	5554
Cigarette exports	sticks in millions	1	-	-	-	-
Tobacco leaf imports	metric tons	777	-	-	200	747
Tobacco leaf exports (% of total exports)	metric tons (%)	4817 (2.07%)	5800 (-)	1000 (-)	1300 (-)	5312 (3.03%)
Cigarette production	sticks in millions	1281	-	-	535	1009
Tobacco leaf production	metric tons	7190	5000	1695	8500	13500
Land devoted to tobacco growing (% of agricultural land)	hectares (%)	8078 (2.41%)	5000 (1.61%)	1515 (0.48%)	6200 (1.91%)	9700 (2.79%)
Employment in tobacco manufacturing	people	5000	3800	-	-	-

## Retail Price of 20 Cigarettes with Tax

Type	US \$	Local
Domestic brand	-	-
Foreign brand	-	-

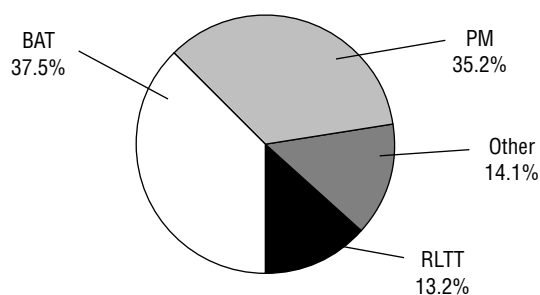
Source: No data available

## Cigarette Taxes and Duties

Excise tax	48%
Municipal tax	3.5%
Stamp duty	3 LCU/1000 cigs
Import duty	90% CIF value

Source: ERC

## Market Share by Cigarette Manufacturer, 2001



Source: ERC



## SMOKING-RELATED DISEASE IMPACT

**Mortality from Cancer, Respiratory and Circulatory Disease, 2000**  
Numbers of deaths/World age-standardized mortality rate per 100,000 population

Disease	Male		Female		Ages	Disease	Male		Female		Ages
	Number	Rate	Number	Rate			Number	Rate	Number	Rate	
Trachea, lung, and bronchus cancer	288	100.5	37	10.7	45+	Ischemic heart disease	-	-	-	-	
Lip, oral cavity, and pharynx cancer	53	18.2	18	4.9	45+	Stroke	-	-	-	-	
Respiratory disease	-	-	-	-		Other diseases of the circulatory system	-	-	-	-	
						All causes	-	-	-	-	

Source: Ferlay, J., Bray, F., Pisani, P. and Parkin, D.M. (2001). *GLOBOCAN 2000: Cancer Incidence, Mortality and Prevalence Worldwide, Version 1.0*. [CD-ROM]. IARC CancerBase No. 5. Lyon: IARC Press. Available at URL: <http://www-dep.iarc.fr/globocan/globocan.html>

## INFRASTRUCTURE FOR TOBACCO CONTROL

### National Tobacco Control Provisions

Tobacco Bans and Restrictions	Not				Tobacco Requirements and Regulations	Not			
	Banned	Restricted	Regulated	Unknown		Required	Regulated	Regulated	Unknown
Advertising in certain media		X			Advertising health warnings/messages	X			
Advertising to certain audiences				X	Age verification for sales				X
Advertising in certain locations		X			Manufacturing licensure				X
Advertisement content or design		X			Package health warning/message	X			
Sponsorship or promotion for certain audiences				X	Label design on packaging		X		
Sponsorship advertising of events				X	Ingredient/constituent information on package label			X	
Brand stretching			X		Amount of tar				X
Sales to minors			X		Amount of nicotine				X
Sales by minors				X	Amount of other ingredients/constituents				X
Place of sales				X	Product constituents as confidential information				X
Vending machines		X			Product constituents as public information				X
Free products		X			Constituent disclosure by brand				X
Single cigarette sales				X	Constituent disclosure in the aggregate				X
Misleading information on packaging				X					
Smoking in government buildings (incl. worksites)		X							
Smoking in private worksites			X						
Smoking in educational facilities		X							
Smoking in health care facilities	X								
Smoking on buses	X								
Smoking on trains	X								
Smoking in taxis				X					
Smoking on ferries				X					
Smoking on domestic air flights				X					
Smoking on international air flights				X					
Smoking in restaurants				X					
Smoking in nightclubs and bars				X					
Smoking in other public places		X							

Other Provisions	Yes	No	Unknown
National tobacco control committee	X		
Tobacco control education/promotion			X
Anti-smuggling provisions			X
Litigation enabling provisions			X

Refer to Appendix B for more information about national tobacco control provisions.

## Population (millions)

	1995	2000	2025	2050
All adults, ages 15+	1.121	1.236	1.462	1.870
Female adults	0.576	0.631	0.709	0.894
All youth, ages 0-14	0.748	0.799	0.763	0.608
Female youth	0.371	0.395	0.377	0.301

Source: United Nations Population Division, World Population Prospects 1950-2050 (2000 revision)

## Real GDP per capita (PPP), US Dollars

	1975	1980	1985	1990	1995	2000
	622	886	851	1116	1226	1326

Source: World Health Report 2002

## SMOKING PREVALENCE

## Adult (15 Years &amp; Older), 1992

Males	38.5
Females	1

## Young Adult (15-29 Year Olds), 1992

All young adults	16.2
------------------	------

## Health Professionals

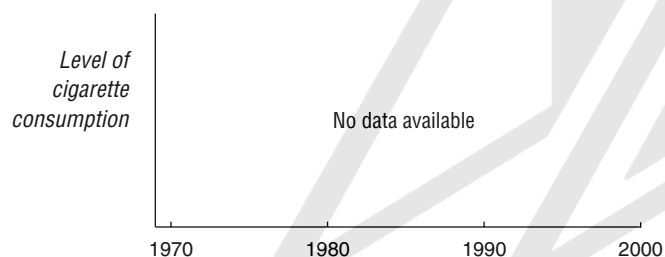
Males	-
Females	-
Overall	-

Adult and Youth: Current cigarette smoking in rural areas; World Health Organization. (1997). *Tobacco or health: a global status report*. Geneva: WHO. Note: In the 1992 survey 1% of males and 26.5% of females over 15 years old used nasal snuff.

Health professional: No data available

## TOBACCO ECONOMY

## Annual per capita Consumption, Three Year Moving Average



## Annual Cigarette Consumption

Year	Per capita Consumption (cigarette sticks)	Total Consumption (millions of cigarette sticks)
1970	-	-
1980	-	-
1990	-	-
1995	-	-
2000	-	-

## Annual Tobacco Trade and Agriculture Statistics


	Unit of Measurement	1970	1980	1990	1995	2000
Cigarette imports	sticks in millions	-	-	-	-	-
Cigarette exports	sticks in millions	-	-	-	-	-
Tobacco leaf imports	metric tons	-	-	-	-	-
Tobacco leaf exports (% of total exports)	metric tons (%)	- (-)	- (-)	- (-)	- (-)	- (-)
Cigarette production	sticks in millions	-	-	-	-	-
Tobacco leaf production	metric tons	-	-	-	-	-
Land devoted to tobacco growing (% of agricultural land)	hectares (%)	- (-)	- (-)	- (-)	- (-)	- (-)
Employment in tobacco manufacturing	people	-	-	-	-	-

## Retail Price of 20 Cigarettes with Tax

Type	US \$	Local
MPPC	\$1.02	8.80

Source: TJI, 2001

## Market Share by Cigarette Manufacturer



## Cigarette Taxes and Duties

Excise tax	-
Sales tax	-
Import duty	-

Source: No data available

## SMOKING-RELATED DISEASE IMPACT

**Mortality from Cancer, Respiratory and Circulatory Disease, 2000**  
Numbers of deaths/World age-standardized mortality rate per 100,000 population

Disease	Male		Female		Ages	Disease	Male		Female		Ages
	Number	Rate	Number	Rate			Number	Rate	Number	Rate	
Trachea, lung, and bronchus cancer	91	58.6	17	9.2	45+	Ischemic heart disease	-	-	-	-	
Lip, oral cavity, and pharynx cancer	66	43.1	12	6.5	45+	Stroke	-	-	-	-	
Respiratory disease	-	-	-	-		Other diseases of the circulatory system	-	-	-	-	
						All causes	-	-	-	-	

Source: Ferlay, J., Bray, F., Pisani, P. and Parkin, D.M. (2001). *GLOBOCAN 2000: Cancer Incidence, Mortality and Prevalence Worldwide, Version 1.0*. [CD-ROM]. IARC CancerBase No. 5. Lyon: IARC Press. Available at URL: <http://www-dep.iarc.fr/globocan/globocan.html>

## INFRASTRUCTURE FOR TOBACCO CONTROL

### National Tobacco Control Provisions

Tobacco Bans and Restrictions	Not				Tobacco Requirements and Regulations	Not			
	Banned	Restricted	Regulated	Unknown		Required	Regulated	Regulated	Unknown
Advertising in certain media				X	Advertising health warnings/messages				X
Advertising to certain audiences				X	Age verification for sales				X
Advertising in certain locations				X	Manufacturing licensure				X
Advertisement content or design				X	Package health warning/message			X	
Sponsorship or promotion for certain audiences				X	Label design on packaging				X
Sponsorship advertising of events				X	Ingredient/constituent information on package label				X
Brand stretching				X	Amount of tar				X
Sales to minors				X	Amount of nicotine				X
Sales by minors				X	Amount of other ingredients/constituents				X
Place of sales				X	Product constituents as confidential information				X
Vending machines				X	Product constituents as public information				X
Free products				X	Constituent disclosure by brand				X
Single cigarette sales				X	Constituent disclosure in the aggregate				X
Misleading information on packaging				X					
Smoking in government buildings (incl. worksites)				X					
Smoking in private worksites				X					
Smoking in educational facilities		X							
Smoking in health care facilities		X							
Smoking on buses			X						
Smoking on trains			X						
Smoking in taxis			X						
Smoking on ferries			X						
Smoking on domestic air flights				X					
Smoking on international air flights				X					
Smoking in restaurants				X					
Smoking in nightclubs and bars				X					
Smoking in other public places				X					

Other Provisions	Yes	No	Unknown
National tobacco control committee			X
Tobacco control education/promotion			X
Anti-smuggling provisions			X
Litigation enabling provisions			X

Refer to Appendix B for more information about national tobacco control provisions.

## Population (millions)

	1995	2000	2025	2050
All adults, ages 15+	0.997	1.669	4.271	9.552
Female adults	0.493	0.828	2.127	4.775
All youth, ages 0-14	1.048	1.244	3.366	4.818
Female youth	0.523	0.620	1.665	2.383

Source: United Nations Population Division, World Population Prospects 1950-2050 (2000 revision)

## Real GDP per capita (PPP), US Dollars

Year	Real GDP per capita (PPP), US Dollars
1975	3503
1980	3300
1985	2598
1990	2364
1995	1256
2000	1169

Source: World Health Report 2002

## SMOKING PREVALENCE

Adult		Youth		Health Professionals	
Males	-	Males	-	Males	-
Females	-	Females	-	Females	-
Overall	-	Overall	-	Overall	-

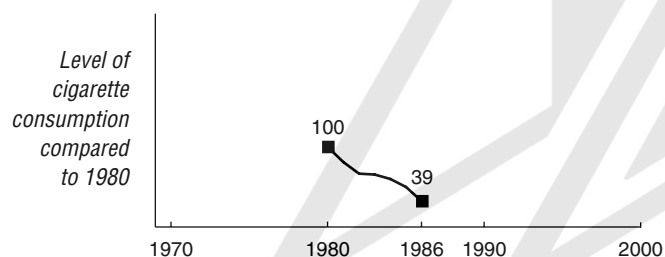
Adult: No data available

Youth: No data available

Health professional: No data available

## TOBACCO ECONOMY

## Annual per capita Consumption, Three Year Moving Average, 1980 = 100



## Annual Cigarette Consumption

Year	Per capita Consumption (cigarette sticks)	Total Consumption (millions of cigarette sticks)
1980	299	312
1985	100	119
1990	-	-
1995	-	-
2000	-	-

## Annual Tobacco Trade and Agriculture Statistics

	Unit of Measurement	1970	1980	1990	1995	2000
Cigarette imports	sticks in millions	202	292	100	135	200
Cigarette exports	sticks in millions	-	-	-	-	-
Tobacco leaf imports	metric tons	246	261	200	300	315
Tobacco leaf exports (% of total exports)	metric tons (%)	- (-)	4 (0.00%)	- (-)	- (-)	- (-)
Cigarette production	sticks in millions	-	20	-	-	-
Tobacco leaf production	metric tons	-	-	-	-	-
Land devoted to tobacco growing (% of agricultural land)	hectares (%)	- (-)	- (-)	- (-)	- (-)	- (-)
Employment in tobacco manufacturing	people	-	-	-	-	-

## Retail Price of 20 Cigarettes with Tax

Type	US \$	Local
Domestic brand	-	-
Foreign brand	-	-

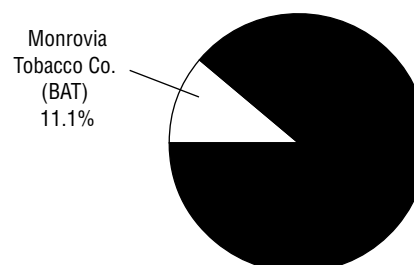
Source: No data available

## Cigarette Taxes and Duties

Customs user fee	10%
Import duty	24.5 LCU/kg or 70% CIF, whichever is higher + 25% surcharge on CIF value

Source: TMA

## Market Share by Cigarette Manufacturer, 2001



Source: TMA

## SMOKING-RELATED DISEASE IMPACT

**Mortality from Cancer, Respiratory and Circulatory Disease, 2000**  
Numbers of deaths/World age-standardized mortality rate per 100,000 population

Disease	Male		Female		Ages	Disease	Male		Female		Ages
	Number	Rate	Number	Rate			Number	Rate	Number	Rate	
Trachea, lung, and bronchus cancer	9	5.3	3	1.7	45+	Ischemic heart disease	-	-	-	-	
Lip, oral cavity, and pharynx cancer	13	7.2	8	4.3	45+	Stroke	-	-	-	-	
Respiratory disease	-	-	-	-		Other diseases of the circulatory system	-	-	-	-	
						All causes	-	-	-	-	

Source: Ferlay, J., Bray, F., Pisani, P. and Parkin, D.M. (2001). *GLOBOCAN 2000: Cancer Incidence, Mortality and Prevalence Worldwide, Version 1.0*. [CD-ROM]. IARC CancerBase No. 5. Lyon: IARC Press. Available at URL: <http://www-dep.iarc.fr/globocan/globocan.html>

## INFRASTRUCTURE FOR TOBACCO CONTROL

### National Tobacco Control Provisions

Tobacco Bans and Restrictions	Not				Tobacco Requirements and Regulations	Not			
	Banned	Restricted	Regulated	Unknown		Required	Regulated	Regulated	Unknown
Advertising in certain media				X	Advertising health warnings/messages				X
Advertising to certain audiences				X	Age verification for sales				X
Advertising in certain locations				X	Manufacturing licensure				X
Advertisement content or design				X	Package health warning/message			X	
Sponsorship or promotion for certain audiences				X	Label design on packaging				X
Sponsorship advertising of events				X	Ingredient/constituent information on package label				X
Brand stretching				X	Amount of tar				X
Sales to minors				X	Amount of nicotine				X
Sales by minors				X	Amount of other ingredients/constituents				X
Place of sales				X	Product constituents as confidential information				X
Vending machines				X	Product constituents as public information				X
Free products				X	Constituent disclosure by brand				X
Single cigarette sales				X	Constituent disclosure in the aggregate				X
Misleading information on packaging				X					
Smoking in government buildings (incl. worksites)				X					
Smoking in private worksites				X					
Smoking in educational facilities		X							
Smoking in health care facilities		X							
Smoking on buses				X					
Smoking on trains				X					
Smoking in taxis				X					
Smoking on ferries				X					
Smoking on domestic air flights				X					
Smoking on international air flights				X					
Smoking in restaurants				X					
Smoking in nightclubs and bars				X					
Smoking in other public places				X					

Other Provisions	Yes	No	Unknown
National tobacco control committee			X
Tobacco control education/promotion			X
Anti-smuggling provisions			X
Litigation enabling provisions			X

Refer to Appendix B for more information about national tobacco control provisions.

	Population (millions)			
	1995	2000	2025	2050
All adults, ages 15+	2.904	3.495	6.054	7.962
Female adults	1.373	1.673	2.986	3.994
All youth, ages 0-14	1.851	1.795	1.918	2.007
Female youth	0.906	0.876	0.936	0.979

Source: United Nations Population Division, World Population Prospects 1950-2050 (2000 revision)

Real GDP per capita (PPP), US Dollars	
1975	16907
1980	17475
1985	15176
1990	11418
1995	8202
2000	7851

Source: World Health Report 2002

## SMOKING PREVALENCE

Adult (15 Years & Older), 1997		Youth		Health Professionals	
All adults	4	Males	-	Males	-
		Females	-	Females	-
		Overall	-	Overall	-

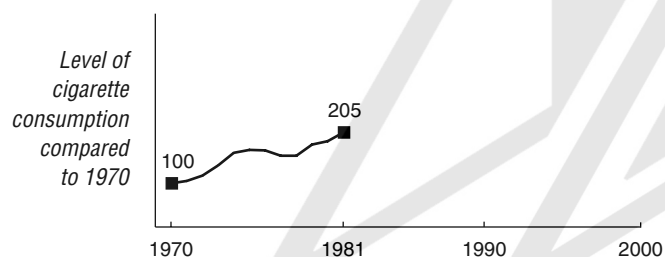
Adult: Current smoking; General Secretary of Health and Social Welfare. (1997). *Tobacco Control in Libya. Annual Report of the Center for Information and Documentation*. Libyan Arab Jamahiriya.

Youth: No data available

Health professional: No data available

## TOBACCO ECONOMY

### Annual per capita Consumption, Three Year Moving Average, 1970 = 100



### Annual Cigarette Consumption

Year	Per capita Consumption (cigarette sticks)	Total Consumption (millions of cigarette sticks)
1970	1806	1975
1980	3950	6411
1990	-	-
1995	-	-
2000	-	-

### Annual Tobacco Trade and Agriculture Statistics

	Unit of Measurement	1970	1980	1990	1995	2000
Cigarette imports	sticks in millions	336	4277	96	14	-
Cigarette exports	sticks in millions	-	-	2	-	-
Tobacco leaf imports	metric tons	2331	1252	1259	1802	3100
Tobacco leaf exports (% of total exports)	metric tons (%)	43 (0.00%)	- (-)	- (-)	- (-)	- (-)
Cigarette production	sticks in millions	1639	2134	-	-	-
Tobacco leaf production	metric tons	1615	900	1250	1300	1500
Land devoted to tobacco growing (% of agricultural land)	hectares (%)	834 (0.01%)	400 (0.00%)	480 (0.00%)	600 (0.00%)	650 (0.00%)
Employment in tobacco manufacturing	people	1135	1251	-	-	-

### Retail Price of 20 Cigarettes with Tax

Type	US \$	Local
Domestic brand	\$0.69	1.00
Foreign brand	\$1.72	2.50

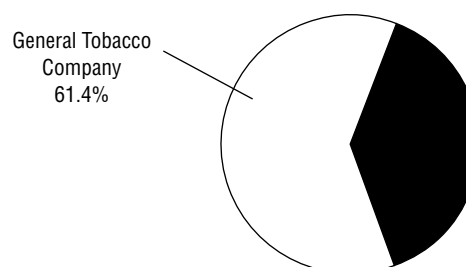
Source: EIU, September 2002

### Cigarette Taxes and Duties

Excise tax	-
Sales tax	-
Import duty	-

Source: No data available

### Market Share by Cigarette Manufacturer, 2001



Source: TMA

## SMOKING-RELATED DISEASE IMPACT

**Mortality from Cancer, Respiratory and Circulatory Disease, 2000**  
Numbers of deaths/World age-standardized mortality rate per 100,000 population

Disease	Male		Female		Ages	Disease	Male		Female		Ages
	Number	Rate	Number	Rate			Number	Rate	Number	Rate	
Trachea, lung, and bronchus cancer	229	54.1	24	6.8	45+	Ischemic heart disease	-	-	-	-	
Lip, oral cavity, and pharynx cancer	113	25.7	39	10.6	45+	Stroke	-	-	-	-	
Respiratory disease	-	-	-	-		Other diseases of the circulatory system	-	-	-	-	
						All causes	-	-	-	-	

Source: Ferlay, J., Bray, F., Pisani, P. and Parkin, D.M. (2001). *GLOBOCAN 2000: Cancer Incidence, Mortality and Prevalence Worldwide, Version 1.0*. [CD-ROM]. IARC CancerBase No. 5. Lyon: IARC Press. Available at URL: <http://www-dep.iarc.fr/globocan/globocan.html>

## INFRASTRUCTURE FOR TOBACCO CONTROL

### National Tobacco Control Provisions

Tobacco Bans and Restrictions	Not				Tobacco Requirements and Regulations	Not			
	Banned	Restricted	Regulated	Unknown		Required	Regulated	Regulated	Unknown
Advertising in certain media	X				Advertising health warnings/messages	N/A			
Advertising to certain audiences	X				Age verification for sales				X
Advertising in certain locations	X				Manufacturing licensure				X
Advertisement content or design	N/A				Package health warning/message			X	
Sponsorship or promotion for certain audiences		X			Label design on packaging				X
Sponsorship advertising of events				X	Ingredient/constituent information on package label				X
Brand stretching				X	Amount of tar				X
Sales to minors			X		Amount of nicotine				X
Sales by minors				X	Amount of other ingredients/constituents				X
Place of sales				X	Product constituents as confidential information				X
Vending machines				X	Product constituents as public information				X
Free products				X	Constituent disclosure by brand				X
Single cigarette sales				X	Constituent disclosure in the aggregate				X
Misleading information on packaging				X					
Smoking in government buildings (incl. worksites)	X				<b>Other Provisions</b>	<b>Yes</b>	<b>No</b>	<b>Unknown</b>	
Smoking in private worksites				X	National tobacco control committee		X		
Smoking in educational facilities	X				Tobacco control education/promotion			X	
Smoking in health care facilities	X				Anti-smuggling provisions			X	
Smoking on buses	X				Litigation enabling provisions			X	
Smoking on trains	X								
Smoking in taxis	X								
Smoking on ferries	X								
Smoking on domestic air flights			X						
Smoking on international air flights				X					
Smoking in restaurants				X					
Smoking in nightclubs and bars				X					
Smoking in other public places		X							

Refer to Appendix B for more information about national tobacco control provisions.

## Population (millions)

	1995	2000	2025	2050
All adults, ages 15+	2.907	2.977	2.955	2.552
Female adults	1.565	1.602	1.578	1.352
All youth, ages 0-14	0.808	0.719	0.463	0.437
Female youth	0.396	0.351	0.226	0.213

Source: United Nations Population Division, World Population Prospects 1950-2050 (2000 revision)

## Real GDP per capita (PPP), US Dollars

	1975	1980	1985	1990	1995	2000
	6745	8303	9162	8233	5690	6562

Source: World Health Report 2002

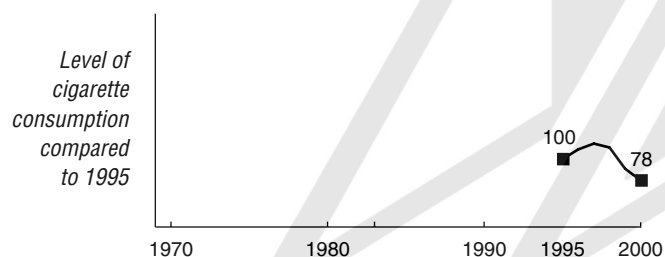
## SMOKING PREVALENCE

Adult (15 Years & Older), 2000		Youth (15-16 Year Olds), 1999		Physicians, 1992	
Males	51	Males	46	Males	38.0
Females	15.8	Females	23	Females	9.9
Overall	32	Overall	34.5		

Adult: Daily smokers; WHO Health for All Database. Reported in World Health Organization. (2002). *European Country Profiles on Tobacco Control, 2001*. Copenhagen: WHO Regional Office for Europe.Youth: Lifetime use of cigarettes, 40 times or more; Hibbell, B., Andersson, B., Ahlström, S., Balakireva, O., Bjarnson, T., Kokkevi, A. and Morgan, M. (2000). *The 1999 ESPAD (European School Survey Project on Alcohol and Drugs) Report*. Stockholm: The Swedish Council for Information on Alcohol and Other Drugs. Available at URL: [http://www.can.se/in\\_english/pdf/espasummary.pdf](http://www.can.se/in_english/pdf/espasummary.pdf).Health professional: Current smoking; World Health Organization. (1997). *Tobacco or health: a global status report*. Geneva: WHO.

## TOBACCO ECONOMY

## Annual per capita Consumption, Three Year Moving Average, 1995 = 100



## Annual Cigarette Consumption

Year	Per capita Consumption (cigarette sticks)	Total Consumption (millions of cigarette sticks)
1970	-	-
1980	-	-
1990	-	-
1995	2249	6536
2000	1511	4498

## Annual Tobacco Trade and Agriculture Statistics

	Unit of Measurement	1970	1980	1990	1995	2000
Cigarette imports	sticks in millions	-	-	-	1806	1107
Cigarette exports	sticks in millions	-	-	-	146	3816
Tobacco leaf imports	metric tons	-	-	-	4323	1615
Tobacco leaf exports (% of total exports)	metric tons (%)	- (-)	- (-)	- (-)	1412 (0.06%)	0 (0.00%)
Cigarette production	sticks in millions	-	-	6654	4876	7207
Tobacco leaf production	metric tons	-	-	-	-	-
Land devoted to tobacco growing (% of agricultural land)	hectares (%)	- (-)	- (-)	- (-)	- (-)	- (-)
Employment in tobacco manufacturing	people	-	-	-	-	-

## Retail Price of 20 Cigarettes with Tax

Type	US \$	Local
MPPC	\$0.50	2.00

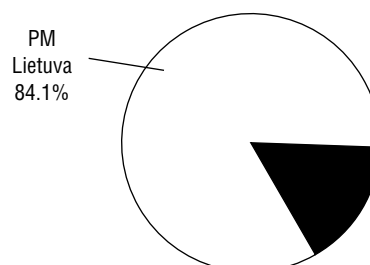
Source: TJI, 2001

## Cigarette Taxes and Duties

Excise tax	32 LCU/1000 cigs
VAT	18%
Import duty	30% (min 16 LCU/1000 cigs); 15% EU nations
Imports from Estonia and Latvia are duty free	

Source: ERC

## Market Share by Cigarette Manufacturer, 2000



Source: TMA



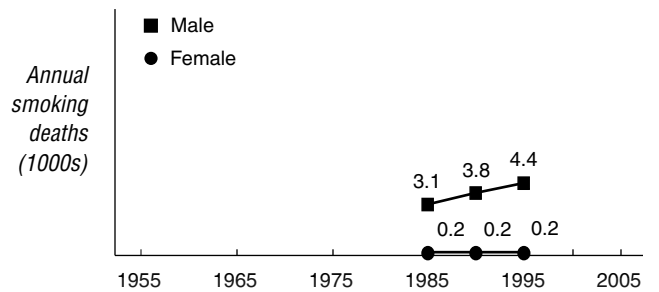
## SMOKING-ATTRIBUTED DISEASE IMPACT

Numbers of Deaths Attributed to Smoking/Total Deaths, 2000

Cause	Males (by age)			Females (by age)		
	0-34	35-69	70+	0-34	35-69	70+
Lung cancer	-/2	704/752	385/424	-/2	0/70	0/125
All cancer	-/59	1194/2492	597/1769	-/84	0/1647	0/1672
Vascular	-/88	1192/3710	645/5279	-/25	0/1719	0/10109
Respiratory	-/34	255/419	356/595	-/19	0/134	0/359
All other	-/1429	331/3780	62/754	-/440	0/1294	0/1009
All causes	-/1610	2972/10401	1660/8397	-/568	0/4794	0/13149

Source: Peto, Lopez, et al., 1992, 1994 (update 2003)

Smoking-Attributed Numbers of Deaths per Year, Ages 35-69 Only



## INFRASTRUCTURE FOR TOBACCO CONTROL

National Tobacco Control Provisions

Tobacco Bans and Restrictions	Not				Tobacco Requirements and Regulations	Not			
	Banned	Restricted	Regulated	Unknown		Required	Regulated	Regulated	Unknown
Advertising in certain media	X				Advertising health warnings/messages	N/A			
Advertising to certain audiences	X				Age verification for sales	X			
Advertising in certain locations	X				Manufacturing licensure	X			
Advertisement content or design	N/A				Package health warning/message	X			
Sponsorship or promotion for certain audiences	X				Label design on packaging		X		
Sponsorship advertising of events			X		Ingredient/constituent information on package label			X	
Brand stretching	X				Amount of tar		X		
Sales to minors	X				Amount of nicotine		X		
Sales by minors			X		Amount of other ingredients/constituents			X	
Place of sales		X			Product constituents as confidential information			X	
Vending machines	X				Product constituents as public information			X	
Free products	X				Constituent disclosure by brand			X	
Single cigarette sales	X				Constituent disclosure in the aggregate			X	
Misleading information on packaging			X						
Smoking in government buildings (incl. worksites)		X							
Smoking in private worksites	X								
Smoking in educational facilities	X								
Smoking in health care facilities	X								
Smoking on buses	X								
Smoking on trains		X							
Smoking in taxis	X								
Smoking on ferries	X								
Smoking on domestic air flights	X								
Smoking on international air flights	X								
Smoking in restaurants		X							
Smoking in nightclubs and bars			X						
Smoking in other public places				X					

Other Provisions	Yes	No	Unknown
National tobacco control committee	X		
Tobacco control education/promotion	X		
Anti-smuggling provisions			X
Litigation enabling provisions		X	

Refer to Appendix B for more information about national tobacco control provisions.

	Population (millions)			
	1995	2000	2025	2050
All adults, ages 15+	0.334	0.355	0.474	0.588
Female adults	0.172	0.182	0.242	0.300
All youth, ages 0-14	0.075	0.081	0.102	0.126
Female youth	0.037	0.040	0.049	0.061

Source: United Nations Population Division, World Population Prospects 1950-2050 (2000 revision)

Real GDP per capita (PPP), US Dollars	
1975	14952
1980	16494
1985	20450
1990	26824
1995	32593
2000	39870

Source: World Health Report 2002

## SMOKING PREVALENCE

Adult (15 Years & Older), 1998		Youth (11-18 Year Olds), 1998		Health Professionals, 1991	
Males	39	Males	19	Physicians	12
Females	27	Females	19		
Overall	32				

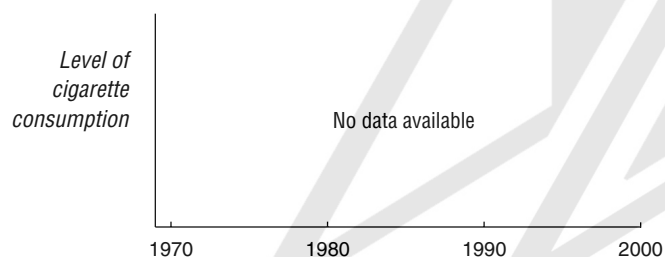
Adult: Daily smokers; WHO Health for All Database. Reported in World Health Organization. (2002). *European Country Profiles on Tobacco Control, 2001*. Copenhagen: WHO Regional Office for Europe.

Youth: Smoking measured by Foundation Luxembourgaise Contre le Cancer; Joossens, L. (1999). *Some like it "light": Women and smoking in the European Union*. Brussels: European Network for Smoking Prevention. Available at URL: <http://www.ash.org.uk/luk/lukdocs/somelikeitlight.pdf>.

Health professional: Current smoking; World Health Organization. (1997). *Tobacco or health: a global status report*. Geneva: WHO.

## TOBACCO ECONOMY

### Annual per capita Consumption, Three Year Moving Average



### Annual Cigarette Consumption

Year	Per capita Consumption (cigarette sticks)	Total Consumption (millions of cigarette sticks)
1970	-	-
1980	-	-
1990	-	-
1995	-	-
2000	-	-

### Annual Tobacco Trade and Agriculture Statistics

	Unit of Measurement	1970	1980	1990	1995	2000
Cigarette imports	sticks in millions	-	-	-	-	5970
Cigarette exports	sticks in millions	-	-	-	-	7382
Tobacco leaf imports	metric tons	-	-	-	-	6204
Tobacco leaf exports (% of total exports)	metric tons (%)	- (-)	- (-)	- (-)	- (-)	6 (0.00%)
Cigarette production	sticks in millions	-	-	-	-	-
Tobacco leaf production	metric tons	-	-	-	-	-
Land devoted to tobacco growing (% of agricultural land)	hectares (%)	- (-)	- (-)	- (-)	- (-)	- (-)
Employment in tobacco manufacturing	people	-	-	-	-	-

### Retail Price of 20 Cigarettes with Tax

Type	US \$	Local
Domestic brand	\$2.18	2.20
Foreign brand	\$2.57	2.60

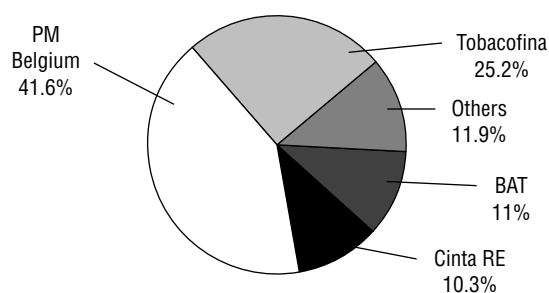
Source: EIU, September 2002

### Cigarette Taxes and Duties

Excise tax	46.84% of retail price
Excise tax	459.07 LCU/1000 cigs
Sales tax	10.71%

Source: TMA

### Market Share by Cigarette Manufacturer, 1998



Source: Maxwell Report (data include Belgium)

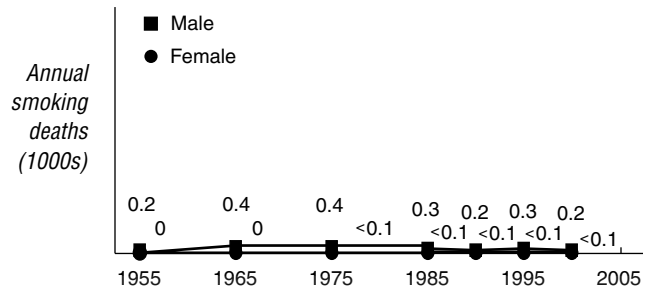
## SMOKING-ATTRIBUTED DISEASE IMPACT

Numbers of Deaths Attributed to Smoking/Total Deaths, 2000

Cause	Males (by age)			Females (by age)		
	0-34	35-69	70+	0-34	35-69	70+
Lung cancer	-/0	72/79	71/78	-/0	16/23	12/20
All cancer	-/3	111/237	111/313	-/5	19/166	17/264
Vascular	-/2	48/184	57/465	-/2	8/73	30/715
Respiratory	-/1	30/49	49/110	-/2	6/18	21/108
All other	-/90	18/197	18/206	-/30	7/97	13/372
All causes	-/96	207/667	235/1094	-/39	40/354	81/1459

Source: Peto, Lopez, et al., 1992, 1994 (update 2003)

Smoking-Attributed Numbers of Deaths per Year, Ages 35-69 Only



## INFRASTRUCTURE FOR TOBACCO CONTROL

National Tobacco Control Provisions

Tobacco Bans and Restrictions	Not				Tobacco Requirements and Regulations	Not			
	Banned	Restricted	Regulated	Unknown		Required	Regulated	Regulated	Unknown
Advertising in certain media	X				Advertising health warnings/messages	N/A			
Advertising to certain audiences	X				Age verification for sales			X	
Advertising in certain locations	X				Manufacturing licensure	X			
Advertisement content or design	N/A				Package health warning/message	X			
Sponsorship or promotion for certain audiences	X				Label design on packaging		X		
Sponsorship advertising of events		X			Ingredient/constituent information on package label	X			
Brand stretching	X				Amount of tar		X		
Sales to minors			X		Amount of nicotine		X		
Sales by minors			X		Amount of other ingredients/constituents			X	
Place of sales			X		Product constituents as confidential information			X	
Vending machines		X			Product constituents as public information			X	
Free products	X				Constituent disclosure by brand			X	
Single cigarette sales			X		Constituent disclosure in the aggregate			X	
Misleading information on packaging			X						
Smoking in government buildings (incl. worksites)		X			<b>Other Provisions</b>	<b>Yes</b>	<b>No</b>	<b>Unknown</b>	
Smoking in private worksites			X		National tobacco control committee		X		
Smoking in educational facilities	X				Tobacco control education/promotion	X			
Smoking in health care facilities	X				Anti-smuggling provisions			X	
Smoking on buses	X				Litigation enabling provisions		X		
Smoking on trains		X							
Smoking in taxis			X						
Smoking on ferries		X							
Smoking on domestic air flights				X					
Smoking on international air flights				X					
Smoking in restaurants		X							
Smoking in nightclubs and bars		X							
Smoking in other public places		X							

Refer to Appendix B for more information about national tobacco control provisions.

**Population (millions)**

	1995	2000	2025	2050
All adults, ages 15+	7.618	8.827	18.781	34.434
Female adults	3.852	4.461	9.473	17.414
All youth, ages 0-14	6.171	7.143	11.979	12.596
Female youth	3.082	3.567	5.961	6.280

Source: United Nations Population Division, World Population Prospects 1950-2050 (2000 revision)

**Real GDP per capita (PPP), US Dollars**

1975	1320
1980	1233
1985	987
1990	983
1995	839
2000	868

Source: World Health Report 2002

**SMOKING PREVALENCE**

Adult		Youth		Health Professionals, 1993	
Males	-	Males	-	Physicians	29
Females	-	Females	-	Nurses	28
Overall	-	Overall	-		

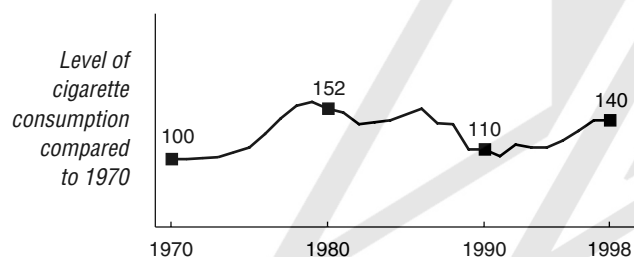
Adult: No data available

Youth: No data available

Health professional: Current smoking; World Health Organization. (1997). *Tobacco or health: a global status report*. Geneva: WHO.

**TOBACCO ECONOMY**

**Annual per capita Consumption, Three Year Moving Average, 1970 = 100**



**Annual Cigarette Consumption**

Year	Per capita Consumption (cigarette sticks)	Total Consumption (millions of cigarette sticks)
1970	278	1062
1980	419	2093
1990	227	1495
1995	311	2369
1998	401	3333

**Annual Tobacco Trade and Agriculture Statistics**

	Unit of Measurement	1970	1980	1990	1995	2000
Cigarette imports	sticks in millions	346	119	21	16	24
Cigarette exports	sticks in millions	235	9	2	1	2
Tobacco leaf imports	metric tons	557	951	422	350	409
Tobacco leaf exports (% of total exports)	metric tons (%)	2419 (1.25%)	58 (0.05%)	- (-)	441 (0.18%)	- (-)
Cigarette production	sticks in millions	951	1983	1476	2354	-
Tobacco leaf production	metric tons	4442	3576	4000	3985	2000
Land devoted to tobacco growing (% of agricultural land)	hectares (%)	5355 (0.02%)	5120 (0.02%)	3650 (0.01%)	3478 (0.01%)	2110 (0.01%)
Employment in tobacco manufacturing	people	1101	1076	-	-	-

**Retail Price of 20 Cigarettes with Tax**

Type	US \$	Local
Domestic brand	-	-
Foreign brand	-	-

Source: No data available

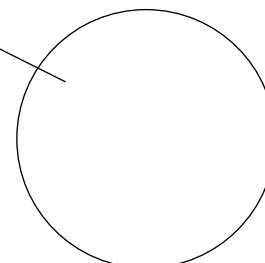
**Cigarette Taxes and Duties**

Consumption tax	1500 LCU/net kg
Sales tax	20%
Import duty	15%

Source: TMA

**Market Share by Cigarette Manufacturer, 2001**

Societe Nouvelle des Cigarettes Nationales (Sieta)  
100%



Source: TMA

## SMOKING-RELATED DISEASE IMPACT

**Mortality from Cancer, Respiratory and Circulatory Disease, 2000**  
Numbers of deaths/World age-standardized mortality rate per 100,000 population

Disease	Male		Female		Ages	Disease	Male		Female		Ages
	Number	Rate	Number	Rate			Number	Rate	Number	Rate	
Trachea, lung, and bronchus cancer	80	9.4	71	7.1	45+	Ischemic heart disease	-	-	-	-	
Lip, oral cavity, and pharynx cancer	197	23.4	159	15.6	45+	Stroke	-	-	-	-	
Respiratory disease	-	-	-	-		Other diseases of the circulatory system	-	-	-	-	
						All causes	-	-	-	-	

Source: Ferlay, J., Bray, F., Pisani, P. and Parkin, D.M. (2001). *GLOBOCAN 2000: Cancer Incidence, Mortality and Prevalence Worldwide, Version 1.0*. [CD-ROM]. IARC CancerBase No. 5. Lyon: IARC Press. Available at URL: <http://www-dep.iarc.fr/globocan/globocan.html>

## INFRASTRUCTURE FOR TOBACCO CONTROL

### National Tobacco Control Provisions

Tobacco Bans and Restrictions	Not				Tobacco Requirements and Regulations	Not			
	Banned	Restricted	Regulated	Unknown		Required	Regulated	Regulated	Unknown
Advertising in certain media			X		Advertising health warnings/messages			X	
Advertising to certain audiences			X		Age verification for sales			X	
Advertising in certain locations			X		Manufacturing licensure				X
Advertisement content or design			X		Package health warning/message	X			
Sponsorship or promotion for certain audiences			X		Label design on packaging		X		
Sponsorship advertising of events			X		Ingredient/constituent information on package label			X	
Brand stretching			X		Amount of tar			X	
Sales to minors			X		Amount of nicotine			X	
Sales by minors			X		Amount of other ingredients/constituents			X	
Place of sales			X		Product constituents as confidential information			X	
Vending machines			X		Product constituents as public information			X	
Free products			X		Constituent disclosure by brand			X	
Single cigarette sales			X		Constituent disclosure in the aggregate			X	
Misleading information on packaging			X						
Smoking in government buildings (incl. worksites)			X		<b>Other Provisions</b>	<b>Yes</b>	<b>No</b>	<b>Unknown</b>	
Smoking in private worksites			X		National tobacco control committee		X		
Smoking in educational facilities			X		Tobacco control education/promotion		X		
Smoking in health care facilities			X		Anti-smuggling provisions			X	
Smoking on buses			X		Litigation enabling provisions		X		
Smoking on trains			X						
Smoking in taxis			X						
Smoking on ferries			X						
Smoking on domestic air flights			X						
Smoking on international air flights			X						
Smoking in restaurants			X						
Smoking in nightclubs and bars			X						
Smoking in other public places				X					

Refer to Appendix B for more information about national tobacco control provisions.

	Population (millions)			
	1995	2000	2025	2050
All adults, ages 15+	5.341	6.070	11.242	21.084
Female adults	2.757	3.101	5.521	10.305
All youth, ages 0-14	4.678	5.239	8.302	10.030
Female youth	2.316	2.591	4.094	4.963

Source: United Nations Population Division, World Population Prospects 1950-2050 (2000 revision)

Real GDP per capita (PPP), US Dollars	
1975	455
1980	489
1985	463
1990	399
1995	435
2000	471

Source: World Health Report 2002

## SMOKING PREVALENCE

Adult		Youth, 2001		Health Professionals	
Males	20	Males	21.1	Males	-
Females	9	Females	14.7	Females	-
		Overall	16.9	Overall	-

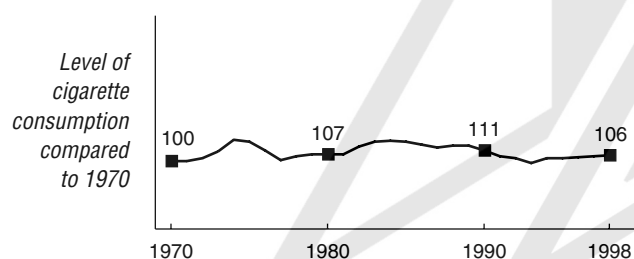
Adult: Current smoking in a control group at the Queen Elizabeth Central Hospital in Blantyre, average age of 34 years (survey year unknown); Maher, D. and Mvula, B. (1996). A survey of smoking in medical inpatients and controls in Blantyre, Malawi. *Tropical Doctor* 26(3): 139.

Youth: (Males and Females) Currently use any tobacco product, standards 7 and 8 and in form 1 in Lilongwe; Global Youth Tobacco Survey Collaborative Group. (2002). *Malawi-Lilongwe GYTS Fact Sheet*. Available at URL: [http://www.cdc.gov/Tobacco/global/gyts/GYTS\\_factsheets.htm](http://www.cdc.gov/Tobacco/global/gyts/GYTS_factsheets.htm). (Overall) Currently use any tobacco product, students 13-15 years old in Lilongwe; Global Youth Tobacco Survey Collaborative Group. (2002). Special Report: Tobacco use among youth: a cross country comparison. *Tobacco Control* 11: 252-270.

Health professional: No data available

## TOBACCO ECONOMY

### Annual per capita Consumption, Three Year Moving Average, 1970 = 100



### Annual Cigarette Consumption

Year	Per capita Consumption (cigarette sticks)	Total Consumption (millions of cigarette sticks)
1970	190	459
1980	180	584
1990	212	1057
1995	221	1181
1998	224	1287

### Annual Tobacco Trade and Agriculture Statistics

	Unit of Measurement	1970	1980	1990	1995	2000
Cigarette imports	sticks in millions	15	2	-	24	18
Cigarette exports	sticks in millions	-	48	4	3	61
Tobacco leaf imports	metric tons	3602	1375	-	599	4840
Tobacco leaf exports (% of total exports)	metric tons (%)	19801 (49.51%)	61112 (46.74%)	87419 (68.78%)	97955 (69.78%)	90300 (-)
Cigarette production	sticks in millions	444	630	1061	1160	-
Tobacco leaf production	metric tons	22250	54123	101028	129400	98675
Land devoted to tobacco growing (% of agricultural land)	hectares (%)	41354 (1.32%)	63239 (1.84%)	100110 (2.66%)	105738 (2.74%)	118752 (2.90%)
Employment in tobacco manufacturing	people	4049	6006	6000	170	-

### Retail Price of 20 Cigarettes with Tax

Type	US \$	Local
MPPC	\$0.62	45.00

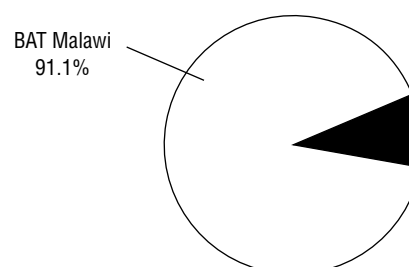
Source: TJI, 2001

### Cigarette Taxes and Duties

Excise tax	40%-60%
Sales tax	20% (6% COMESA members)
Import duty	28% (13% COMESA members)

Source: TMA

### Market Share by Cigarette Manufacturer, 2000



Source: TMA

## SMOKING-RELATED DISEASE IMPACT

**Mortality from Cancer, Respiratory and Circulatory Disease, 2000**  
Numbers of deaths/World age-standardized mortality rate per 100,000 population

Disease	Male		Female		Ages	Disease	Male		Female		Ages
	Number	Rate	Number	Rate			Number	Rate	Number	Rate	
Trachea, lung, and bronchus cancer	64	13.1	0	0.0	45+	Ischemic heart disease	-	-	-	-	
Lip, oral cavity, and pharynx cancer	27	5.0	33	4.9	45+	Stroke	-	-	-	-	
Respiratory disease	-	-	-	-		Other diseases of the circulatory system	-	-	-	-	
						All causes	-	-	-	-	

Source: Ferlay, J., Bray, F., Pisani, P. and Parkin, D.M. (2001). *GLOBOCAN 2000: Cancer Incidence, Mortality and Prevalence Worldwide, Version 1.0*. [CD-ROM]. IARC CancerBase No. 5. Lyon: IARC Press. Available at URL: <http://www-dep.iarc.fr/globocan/globocan.html>

## INFRASTRUCTURE FOR TOBACCO CONTROL

### National Tobacco Control Provisions

Tobacco Bans and Restrictions	Not				Tobacco Requirements and Regulations	Not			
	Banned	Restricted	Regulated	Unknown		Required	Regulated	Regulated	Unknown
Advertising in certain media			X		Advertising health warnings/messages			X	
Advertising to certain audiences			X		Age verification for sales			X	
Advertising in certain locations			X		Manufacturing licensure			X	
Advertisement content or design			X		Package health warning/message			X	
Sponsorship or promotion for certain audiences			X		Label design on packaging			X	
Sponsorship advertising of events			X		Ingredient/constituent information on package label			X	
Brand stretching			X		Amount of tar			X	
Sales to minors			X		Amount of nicotine			X	
Sales by minors			X		Amount of other ingredients/constituents			X	
Place of sales			X		Product constituents as confidential information			X	
Vending machines			X		Product constituents as public information			X	
Free products			X		Constituent disclosure by brand			X	
Single cigarette sales			X		Constituent disclosure in the aggregate			X	
Misleading information on packaging			X						
Smoking in government buildings (incl. worksites)			X		<b>Other Provisions</b>	<b>Yes</b>	<b>No</b>	<b>Unknown</b>	
Smoking in private worksites			X		National tobacco control committee			X	
Smoking in educational facilities			X		Tobacco control education/promotion			X	
Smoking in health care facilities			X		Anti-smuggling provisions			X	
Smoking on buses			X		Litigation enabling provisions			X	
Smoking on trains			X						
Smoking in taxis			X						
Smoking on ferries			X						
Smoking on domestic air flights				X					
Smoking on international air flights			X						
Smoking in restaurants			X						
Smoking in nightclubs and bars			X						
Smoking in other public places		X							

Refer to Appendix B for more information about national tobacco control provisions.

	Population (millions)			
	1995	2000	2025	2050
All adults, ages 15+	12.820	14.643	23.933	30.345
Female adults	6.366	7.279	11.977	15.244
All youth, ages 0-14	7.197	7.575	7.393	7.505
Female youth	3.499	3.684	3.591	3.643

Source: United Nations Population Division, World Population Prospects 1950-2050 (2000 revision)

Real GDP per capita (PPP), US Dollars	
1975	2937
1980	3941
1985	4438
1990	5432
1995	7614
2000	8513

Source: World Health Report 2002

## SMOKING PREVALENCE

Adult (18 Years & Older), 1995		Youth (16 Year Olds), 1996		Medical Students, 1993-1994	
Males	49.2	Males	25.1	Females	0
Females	3.5	Females	0.6	All students	10.6
Overall	24.8				

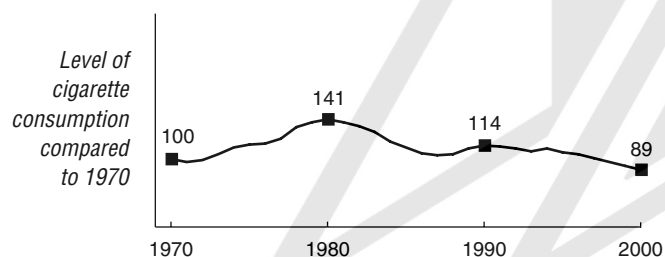
Adult: Current smoking; Institute of Public Health, Ministry of Health. (1997). *National Health and Morbidity Survey 1996*. Kuala Lumpur: Author.

Youth: Current smoking among form four students in Penang (Southwest District); Valli, TV. (1996). Malaysian Conference on Tobacco-Related Issues '96. Kuala Lumpur, Malaysia.

Health professional: Current smoking among clinical-year medical students at Universiti Kebangsaan in Kuala Lumpur; Frisch, A.S., Kurtz, M. and Shamsuddin, K. (1999). Knowledge, attitudes and preventive efforts of Malaysian medical students regarding exposure to environmental tobacco and cigarette smoking. *Journal of Adolescence* 22(5): 627-634.

## TOBACCO ECONOMY

### Annual per capita Consumption, Three Year Moving Average, 1970 = 100



### Annual Cigarette Consumption

Year	Per capita Consumption (cigarette sticks)	Total Consumption (millions of cigarette sticks)
1970	1377	8277
1980	1963	16389
1990	1660	18807
1995	1601	20522
2000	1274	18653

### Annual Tobacco Trade and Agriculture Statistics

	Unit of Measurement	1970	1980	1990	1995	2000
Cigarette imports	sticks in millions	2470	2891	991	2090	1434
Cigarette exports	sticks in millions	1759	31	614	3395	11171
Tobacco leaf imports	metric tons	5946	4241	4544	9756	19899
Tobacco leaf exports (% of total exports)	metric tons (%)	389 (0.03%)	92 (0.00%)	9 (0.00%)	43 (0.00%)	408 (0.00%)
Cigarette production	sticks in millions	7566	13529	18430	21827	28390
Tobacco leaf production	metric tons	2625	9475	10154	10318	7260
Land devoted to tobacco growing (% of agricultural land)	hectares (%)	3237 (0.07%)	13243 (0.26%)	10168 (0.14%)	9889 (0.13%)	9129 (0.12%)
Employment in tobacco manufacturing	people	4180	8659	4300	15800	-

### Retail Price of 20 Cigarettes with Tax

Type	US \$	Local
Domestic brand	\$1.08	4.10
Foreign brand	\$1.32	5.00

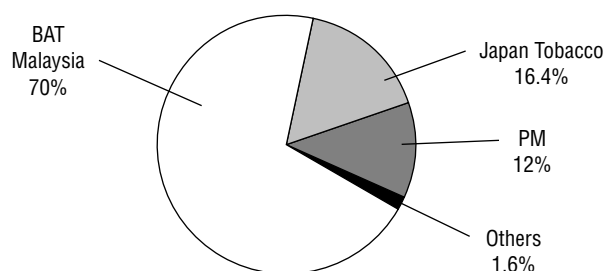
Source: EIU, September 2002

### Cigarette Taxes and Duties

Excise tax	40 LCU/kg domestic cigs
Sales tax	25%
Import tax	180 LCU/kg; 2.5%-5% on bidis
Other import duties	19.50 LCU/kg bidis (9.75 LCU/kg ASEAN countries)

Source: ERC

### Market Share by Cigarette Manufacturer, 2000



Source: ERC



## SMOKING-RELATED DISEASE IMPACT

**Mortality from Cancer, Respiratory and Circulatory Disease, 1997**  
Numbers of deaths/World age-standardized mortality rate per 100,000 population

Disease	Male		Female		Ages	Disease	Male		Female		Ages
	Number	Rate	Number	Rate			Number	Rate	Number	Rate	
Trachea, lung, and bronchus cancer	630	28.9	248	10.3	35+	Ischemic heart disease	2975	135.5	1352	61.8	35+
Lip, oral cavity, and pharynx cancer	203	7.7	82	2.9	35+	Stroke	1877	87.0	1375	61.0	35+
Respiratory disease	1017	52.3	393	17.4	35+	Other diseases of the circulatory system	1655	78.8	1296	60.4	35+
						All causes	19134	850.6	11550	504.0	35+

Source: World Health Organization. (2003). *WHO Mortality Database*. Geneva: WHO.

## INFRASTRUCTURE FOR TOBACCO CONTROL

### National Tobacco Control Provisions

Tobacco Bans and Restrictions	Not				Tobacco Requirements and Regulations	Not			
	Banned	Restricted	Regulated	Unknown		Required	Regulated	Regulated	Unknown
Advertising in certain media		X			Advertising health warnings/messages	X			
Advertising to certain audiences	X				Age verification for sales			X	
Advertising in certain locations		X			Manufacturing licensure				X
Advertisement content or design		X			Package health warning/message	X			
Sponsorship or promotion for certain audiences			X		Label design on packaging		X		
Sponsorship advertising of events			X		Ingredient/constituent information on package label	X			
Brand stretching			X		Amount of tar		X		
Sales to minors	X				Amount of nicotine		X		
Sales by minors			X		Amount of other ingredients/constituents			X	
Place of sales			X		Product constituents as confidential information			X	
Vending machines		X			Product constituents as public information			X	
Free products	X				Constituent disclosure by brand			X	
Single cigarette sales			X		Constituent disclosure in the aggregate			X	
Misleading information on packaging			X						
Smoking in government buildings (incl. worksites)	X								
Smoking in private worksites			X						
Smoking in educational facilities	X								
Smoking in health care facilities	X								
Smoking on buses	X								
Smoking on trains	X								
Smoking in taxis	X								
Smoking on ferries	X								
Smoking on domestic air flights	X								
Smoking on international air flights	X								
Smoking in restaurants			X						
Smoking in nightclubs and bars			X						
Smoking in other public places		X							

Other Provisions	Yes	No	Unknown
National tobacco control committee		X	
Tobacco control education/promotion		X	
Anti-smuggling provisions			X
Litigation enabling provisions		X	

Refer to Appendix B for more information about national tobacco control provisions.

## Population (millions)

	1995	2000	2025	2050
All adults, ages 15+	0.136	0.164	0.368	0.658
Female adults	0.066	0.080	0.180	0.325
All youth, ages 0-14	0.114	0.127	0.212	0.210
Female youth	0.056	0.062	0.104	0.103

Source: United Nations Population Division, World Population Prospects 1950-2050 (2000 revision)

## Real GDP per capita (PPP), US Dollars

	1975	1980	1985	1990	1995	2000
	663	1069	1463	2048	2450	3153

Source: World Health Report 2002

## SMOKING PREVALENCE

Adults, 2001		Youth		Health Professionals	
Males	37.4	Males	-	Males	-
Females	15	Females	-	Females	-
		Overall	-	Overall	-

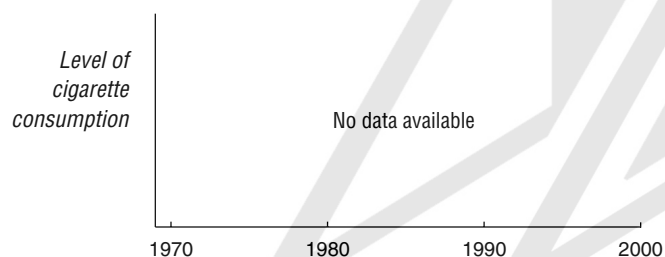
Adult: Smoke cigarettes, bidis or hubble-bubble, or chew tobacco with betel nuts. National survey conducted by the Ministry of Health; *Regional review and situation on existing policies for comprehensive national tobacco control (CNTC) and opinion polling on existing and potential multisectoral mechanisms on census building for CNTC.* Information provided by the WHO South-East Asia Regional Office.

Youth: No data available

Health professional: No data available

## TOBACCO ECONOMY

## Annual per capita Consumption, Three Year Moving Average



## Annual Cigarette Consumption

Year	Per capita Consumption (cigarette sticks)	Total Consumption (millions of cigarette sticks)
1970	-	-
1980	-	-
1990	-	-
1995	-	-
2000	-	-

## Annual Tobacco Trade and Agriculture Statistics

	Unit of Measurement	1970	1980	1990	1995	2000
Cigarette imports	sticks in millions	-	-	-	232	-
Cigarette exports	sticks in millions	-	-	-	-	-
Tobacco leaf imports	metric tons	-	-	-	70	58
Tobacco leaf exports (% of total exports)	metric tons (%)	- (-)	- (-)	- (-)	- (-)	- (-)
Cigarette production	sticks in millions	-	-	-	-	-
Tobacco leaf production	metric tons	-	-	-	-	-
Land devoted to tobacco growing (% of agricultural land)	hectares (%)	- (-)	- (-)	- (-)	- (-)	- (-)
Employment in tobacco manufacturing	people	-	-	-	-	-

## Retail Price of 20 Cigarettes with Tax

Type	US \$	Local
Domestic brand	-	-
Foreign brand	\$1.33	15.67

Source: SEAR, September 2000

## Market Share by Cigarette Manufacturer



## Cigarette Taxes and Duties

Excise tax	-
Sales tax	-
Import duty	-

Source: No data available

## SMOKING-RELATED DISEASE IMPACT

**Mortality from Cancer, Respiratory and Circulatory Disease**  
Numbers of deaths/World age-standardized mortality rate per 100,000 population

<i>Disease</i>	<i>Male</i>		<i>Female</i>		<i>Ages</i>	<i>Disease</i>	<i>Male</i>		<i>Female</i>		<i>Ages</i>
	<i>Number</i>	<i>Rate</i>	<i>Number</i>	<i>Rate</i>			<i>Number</i>	<i>Rate</i>	<i>Number</i>	<i>Rate</i>	
Trachea, lung, and bronchus cancer	-	-	-	-		Ischemic heart disease	-	-	-	-	
Lip, oral cavity, and pharynx cancer	-	-	-	-		Stroke	-	-	-	-	
Respiratory disease	-	-	-	-		Other diseases of the circulatory system	-	-	-	-	
						All causes	-	-	-	-	

Source: No data available

## INFRASTRUCTURE FOR TOBACCO CONTROL

### National Tobacco Control Provisions

<i>Tobacco Bans and Restrictions</i>	<i>Not</i>				<i>Tobacco Requirements and Regulations</i>	<i>Not</i>			
	<i>Banned</i>	<i>Restricted</i>	<i>Regulated</i>	<i>Unknown</i>		<i>Required</i>	<i>Regulated</i>	<i>Regulated</i>	<i>Unknown</i>
Advertising in certain media	X				Advertising health warnings/messages	N/A			
Advertising to certain audiences	X				Age verification for sales				X
Advertising in certain locations	X				Manufacturing licensure				X
Advertisement content or design	N/A				Package health warning/message				X
Sponsorship or promotion for certain audiences			X		Label design on packaging				X
Sponsorship advertising of events			X		Ingredient/constituent information on package label				X
Brand stretching			X		Amount of tar				X
Sales to minors	X				Amount of nicotine				X
Sales by minors				X	Amount of other ingredients/constituents				X
Place of sales				X	Product constituents as confidential information				X
Vending machines				X	Product constituents as public information				X
Free products	X				Constituent disclosure by brand				X
Single cigarette sales				X	Constituent disclosure in the aggregate				X
Misleading information on packaging				X					
Smoking in government buildings (incl. worksites)	X				<b>Other Provisions</b>	<b>Yes</b>	<b>No</b>	<b>Unknown</b>	
Smoking in private worksites			X		National tobacco control committee	X			
Smoking in educational facilities	X				Tobacco control education/promotion	X			
Smoking in health care facilities	X				Anti-smuggling provisions			X	
Smoking on buses	X				Litigation enabling provisions			X	
Smoking on trains	X								
Smoking in taxis	X								
Smoking on ferries	X								
Smoking on domestic air flights				X					
Smoking on international air flights				X					
Smoking in restaurants		X							
Smoking in nightclubs and bars				X					
Smoking in other public places		X							

Refer to Appendix B for more information about national tobacco control provisions.

	Population (millions)			
	1995	2000	2025	2050
All adults, ages 15+	5.366	6.116	13.174	27.703
Female adults	2.756	3.126	6.595	13.823
All youth, ages 0-14	4.562	5.235	10.288	14.020
Female youth	2.272	2.602	5.094	6.956

Source: United Nations Population Division, World Population Prospects 1950-2050 (2000 revision)

Real GDP per capita (PPP), US Dollars	
1975	563
1980	639
1985	572
1990	528
1995	539
2000	589

Source: World Health Report 2002

## SMOKING PREVALENCE

Adult		Youth, 2001		Health Professionals	
Males	-	Males	44.9	Males	-
Females	-	Females	12.6	Females	-
Overall	-	Overall	31.2	Overall	-

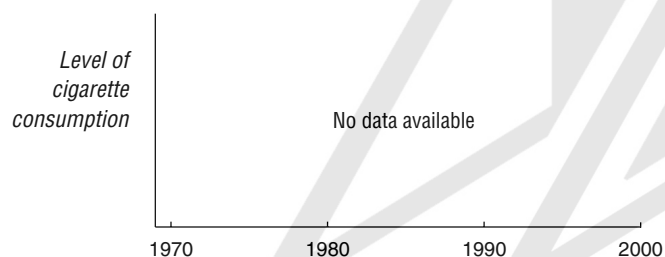
Adult: No data available

Youth: Currently use any tobacco product, grades 7-9 (mostly 13-15 year olds); Global Youth Tobacco Survey Collaborative Group. (2002). *Mali-Bamako GYTS Fact Sheet*. Available at URL: [http://www.cdc.gov/Tobacco/global/gyts/GYTS\\_factsheets.htm](http://www.cdc.gov/Tobacco/global/gyts/GYTS_factsheets.htm).

Health professional: No data available

## TOBACCO ECONOMY

### Annual per capita Consumption, Three Year Moving Average



### Annual Cigarette Consumption

Year	Per capita Consumption (cigarette sticks)	Total Consumption (millions of cigarette sticks)
1970	-	-
1980	-	-
1990	220	1043
1995	-	-
2000	-	-

### Annual Tobacco Trade and Agriculture Statistics

	Unit of Measurement	1970	1980	1990	1995	2000
Cigarette imports	sticks in millions	6	233	1030	-	-
Cigarette exports	sticks in millions	1	-	4	-	-
Tobacco leaf imports	metric tons	34	147	1150	200	247
Tobacco leaf exports (% of total exports)	metric tons (%)	117 (0.17%)	- (-)	- (-)	- (-)	- (-)
Cigarette production	sticks in millions	-	-	17	22	-
Tobacco leaf production	metric tons	150	462	471	692	446
Land devoted to tobacco growing (% of agricultural land)	hectares (%)	87 (0.00%)	550 (0.00%)	550 (0.00%)	850 (0.00%)	372 (0.00%)
Employment in tobacco manufacturing	people	-	-	-	-	-

### Retail Price of 20 Cigarettes with Tax

Type	US \$	Local
Domestic brand	-	-
Foreign brand	-	-

Source: No data available

### Cigarette Taxes and Duties

Excise tax	78%
Sales tax	66.6%
Import duty	85%

Source: TMA

### Market Share by Cigarette Manufacturer



## SMOKING-RELATED DISEASE IMPACT

**Mortality from Cancer, Respiratory and Circulatory Disease, 2000**  
Numbers of deaths/World age-standardized mortality rate per 100,000 population

Disease	Male		Female		Ages	Disease	Male		Female		Ages
	Number	Rate	Number	Rate			Number	Rate	Number	Rate	
Trachea, lung, and bronchus cancer	82	12.6	26	3.3	45+	Ischemic heart disease	-	-	-	-	
Lip, oral cavity, and pharynx cancer	24	3.8	16	1.9	45+	Stroke	-	-	-	-	
Respiratory disease	-	-	-	-		Other diseases of the circulatory system	-	-	-	-	
						All causes	-	-	-	-	

Source: Ferlay, J., Bray, F., Pisani, P. and Parkin, D.M. (2001). *GLOBOCAN 2000: Cancer Incidence, Mortality and Prevalence Worldwide, Version 1.0.* [CD-ROM]. IARC CancerBase No. 5. Lyon: IARC Press. Available at URL: <http://www-dep.iarc.fr/globocan/globocan.html>

## INFRASTRUCTURE FOR TOBACCO CONTROL

### National Tobacco Control Provisions

Tobacco Bans and Restrictions	Not				Tobacco Requirements and Regulations	Not			
	Banned	Restricted	Regulated	Unknown		Required	Regulated	Regulated	Unknown
Advertising in certain media		X			Advertising health warnings/messages				X
Advertising to certain audiences				X	Age verification for sales				X
Advertising in certain locations		X			Manufacturing licensure				X
Advertisement content or design				X	Package health warning/message	X			
Sponsorship or promotion for certain audiences				X	Label design on packaging				X
Sponsorship advertising of events				X	Ingredient/constituent information on package label	X			
Brand stretching				X	Amount of tar				X
Sales to minors				X	Amount of nicotine				X
Sales by minors				X	Amount of other ingredients/constituents				X
Place of sales				X	Product constituents as confidential information				X
Vending machines				X	Product constituents as public information				X
Free products				X	Constituent disclosure by brand				X
Single cigarette sales				X	Constituent disclosure in the aggregate				X
Misleading information on packaging				X					
Smoking in government buildings (incl. worksites)		X			<b>Other Provisions</b>	<b>Yes</b>	<b>No</b>	<b>Unknown</b>	
Smoking in private worksites		X			National tobacco control committee			X	
Smoking in educational facilities	X				Tobacco control education/promotion			X	
Smoking in health care facilities	X				Anti-smuggling provisions			X	
Smoking on buses	X				Litigation enabling provisions			X	
Smoking on trains	X								
Smoking in taxis	X								
Smoking on ferries	X								
Smoking on domestic air flights	X								
Smoking on international air flights				X					
Smoking in restaurants				X					
Smoking in nightclubs and bars				X					
Smoking in other public places		X							

Refer to Appendix B for more information about national tobacco control provisions.

	Population (millions)			
	1995	2000	2025	2050
All adults, ages 15+	0.294	0.311	0.349	0.339
Female adults	0.150	0.159	0.176	0.170
All youth, ages 0-14	0.083	0.079	0.069	0.061
Female youth	0.040	0.038	0.033	0.030

Source: United Nations Population Division, World Population Prospects 1950-2050 (2000 revision)

Real GDP per capita (PPP), US Dollars	
1975	4352
1980	7050
1985	7217
1990	9304
1995	11581
2000	14353

Source: World Health Report 2002

## SMOKING PREVALENCE

Adult (15-95 Year Olds), 1995		Youth (15-16 Year Olds), 1999		Physicians, 2000	
Males	33.7	Males	20	Cigarettes	12
Females	14.9	Females	21	Pipe or cigar	3
Overall	24.1	Overall	20		

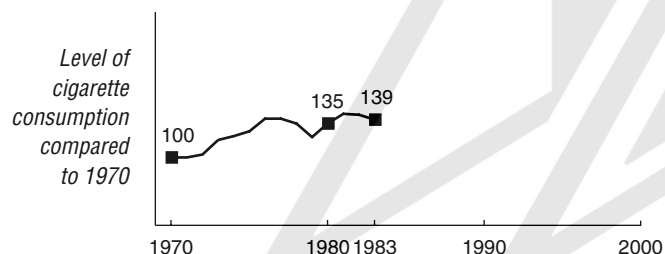
Adult: Daily smokers; Corrao, M. (2001 September). *Evidence base for tobacco control in Mediterranean countries*. Presented at the Malta Consultation on Effective Collaboration between Health and Financial Sectors for Tobacco Control. Available at URL: [http://www5.who.int/tobacco/repository/tld115/Malta\\_Report\\_en.pdf](http://www5.who.int/tobacco/repository/tld115/Malta_Report_en.pdf). Reported in World Health Organization (2002). *European Country Profiles on Tobacco Control, 2001*. Copenhagen: WHO Regional Office for Europe.

Youth: Lifetime use of cigarettes, 40 times or more; Hibbell, B., Andersson, B., Ahlström, S., Balakireva, O., Bjarnson, T., Kokkevi, A. and Morgan, M. (2000). *The 1999 ESPAD (European School Survey Project on Alcohol and Drugs) Report*. Stockholm: The Swedish Council for Information on Alcohol and Other Drugs. Available at URL: [http://www.can.se/in\\_english/pdf/espasummary.pdf](http://www.can.se/in_english/pdf/espasummary.pdf).

Health professional: Daily smoking among general practitioners; Information provided by Maria Ellul, Director of the Health Promotion Department, Malta, (August 1, 2001) regarding data from the EUROPREV questionnaire November, 2000.

## TOBACCO ECONOMY

### Annual per capita Consumption, Three Year Moving Average, 1970 = 100



### Annual Cigarette Consumption

Year	Per capita Consumption (cigarette sticks)	Total Consumption (millions of cigarette sticks)
1970	2435	533
1980	2959	738
1990	-	-
1995	-	-
2000	-	-

### Annual Tobacco Trade and Agriculture Statistics

	Unit of Measurement	1970	1980	1990	1995	2000
Cigarette imports	sticks in millions	91	81	79	163	346
Cigarette exports	sticks in millions	67	458	72	130	377
Tobacco leaf imports	metric tons	115	595	922	8	176
Tobacco leaf exports (% of total exports)	metric tons (%)	- (-)	227 (0.18%)	1461 (0.38%)	- (-)	1 (0.00%)
Cigarette production	sticks in millions	509	1115	-	-	-
Tobacco leaf production	metric tons	-	-	-	-	-
Land devoted to tobacco growing (% of agricultural land)	hectares (%)	- (-)	- (-)	- (-)	- (-)	- (-)
Employment in tobacco manufacturing	people	297	792	426	160	-

### Retail Price of 20 Cigarettes with Tax

Type	US \$	Local
MPPC	\$2.33	1.05

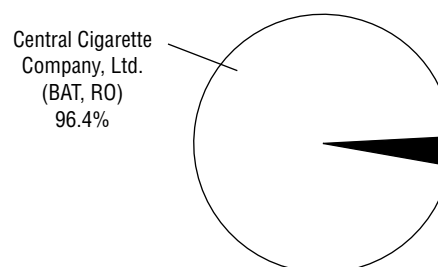
Source: TJI, 2001

### Cigarette Taxes and Duties

Excise tax	1.85-4.2 LCU/1000 cigs based on length
Excise tax	53.56%
Sales tax	15%
Import duty	6.15 LCU/kg

Source: TMA

### Market Share by Cigarette Manufacturer, 2000



Source: TMA

## SMOKING-RELATED DISEASE IMPACT

**Mortality from Cancer, Respiratory and Circulatory Disease, 1999**  
Numbers of deaths/World age-standardized mortality rate per 100,000 population

Disease	Male		Female		Ages	Disease	Male		Female		Ages
	Number	Rate	Number	Rate			Number	Rate	Number	Rate	
Trachea, lung, and bronchus cancer	101	107.0	15	13.0	35+	Ischemic heart disease	394	422.3	369	262.5	35+
Lip, oral cavity, and pharynx cancer	14	15.3	6	4.7	35+	Stroke	109	118.3	204	143.0	35+
Respiratory disease	86	94.5	18	13.6	35+	Other diseases of the circulatory system	135	149.3	213	145.7	35+
						All causes	2970	3204.1	3036	2227.2	35+

Source: World Health Organization. (2003). *WHO Mortality Database*. Geneva: WHO.

## INFRASTRUCTURE FOR TOBACCO CONTROL

### National Tobacco Control Provisions

Tobacco Bans and Restrictions	Not				Tobacco Requirements and Regulations	Not			
	Banned	Restricted	Regulated	Unknown		Required	Regulated	Regulated	Unknown
Advertising in certain media		X			Advertising health warnings/messages	X			
Advertising to certain audiences			X		Age verification for sales			X	
Advertising in certain locations		X			Manufacturing licensure			X	
Advertisement content or design			X		Package health warning/message	X			
Sponsorship or promotion for certain audiences			X		Label design on packaging		X		
Sponsorship advertising of events	X				Ingredient/constituent information on package label	X			
Brand stretching			X		Amount of tar			X	
Sales to minors	X				Amount of nicotine			X	
Sales by minors			X		Amount of other ingredients/constituents			X	
Place of sales			X		Product constituents as confidential information			X	
Vending machines			X		Product constituents as public information			X	
Free products			X		Constituent disclosure by brand			X	
Single cigarette sales	X				Constituent disclosure in the aggregate			X	
Misleading information on packaging	X								
Smoking in government buildings (incl. worksites)			X						
Smoking in private worksites			X						
Smoking in educational facilities		X							
Smoking in health care facilities	X								
Smoking on buses	X								
Smoking on trains	N/A								
Smoking in taxis			X						
Smoking on ferries	X								
Smoking on domestic air flights	N/A								
Smoking on international air flights	X								
Smoking in restaurants			X						
Smoking in nightclubs and bars			X						
Smoking in other public places		X							

Other Provisions	Yes	No	Unknown
National tobacco control committee	X		
Tobacco control education/promotion		X	
Anti-smuggling provisions			X
Litigation enabling provisions		X	

Refer to Appendix B for more information about national tobacco control provisions.

	Population (millions)			
	1995	2000	2025	2050
Total	0.048	0.051	0.069	0.085
Females	0.023	0.025	0.033	0.041
Males	0.025	0.026	0.035	0.043

Source: Food and Agriculture Organization of the United Nations (FAO 2001)

Real GDP per capita (PPP), US Dollars	
1975	2986
1980	2913
1985	3056
1990	4281
1995	4429
2000	3284

Source: World Health Report 2002

## SMOKING PREVALENCE

Adult		Youth		Health Professionals	
Males	-	Males	-	Males	-
Females	-	Females	-	Females	-
Overall	-	Overall	-	Overall	-

Adult: No data available

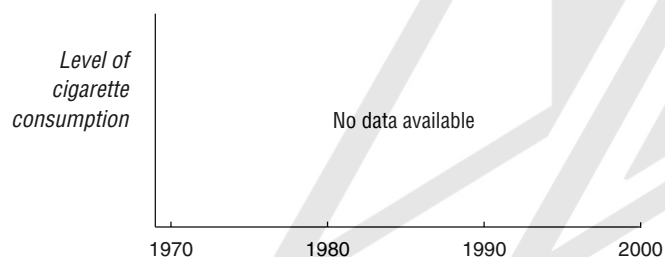
Youth: No data available

Health professional: No data available

## TOBACCO ECONOMY

## Annual per capita Consumption, Three Year Moving Average

## Annual Cigarette Consumption



Year	Per capita Consumption (cigarette sticks)	Total Consumption (millions of cigarette sticks)
1970	-	-
1980	-	-
1990	-	-
1995	-	-
2000	-	-

## Annual Tobacco Trade and Agriculture Statistics


	Unit of Measurement	1970	1980	1990	1995	2000
Cigarette imports	sticks in millions	-	-	-	-	-
Cigarette exports	sticks in millions	-	-	-	-	-
Tobacco leaf imports	metric tons	-	-	-	-	-
Tobacco leaf exports (% of total exports)	metric tons (%)	- (-)	- (-)	- (-)	- (-)	- (-)
Cigarette production	sticks in millions	-	-	-	-	-
Tobacco leaf production	metric tons	-	-	-	-	-
Land devoted to tobacco growing (% of agricultural land)	hectares (%)	- (-)	- (-)	- (-)	- (-)	- (-)
Employment in tobacco manufacturing	people	-	-	-	-	-

## Retail Price of 20 Cigarettes with Tax

Type	US \$	Local
Domestic brand	-	-
Foreign brand	-	-

Source: No data available

## Market Share by Cigarette Manufacturer



## Cigarette Taxes and Duties

Excise tax	-
Sales tax	-
Import duty	-

Source: No data available



## SMOKING-RELATED DISEASE IMPACT

### Mortality from Cancer, Respiratory and Circulatory Disease

Numbers of deaths/World age-standardized mortality rate per 100,000 population

Disease	Male		Female		Ages	Disease	Male		Female		Ages
	Number	Rate	Number	Rate			Number	Rate	Number	Rate	
Trachea, lung, and bronchus cancer	-	-	-	-		Ischemic heart disease	-	-	-	-	
Lip, oral cavity, and pharynx cancer	-	-	-	-		Stroke	-	-	-	-	
Respiratory disease	-	-	-	-		Other diseases of the circulatory system	-	-	-	-	
						All causes	-	-	-	-	

Source: No data available

## INFRASTRUCTURE FOR TOBACCO CONTROL

### National Tobacco Control Provisions

Tobacco Bans and Restrictions	Not				Tobacco Requirements and Regulations	Not			
	Banned	Restricted	Regulated	Unknown		Required	Regulated	Regulated	Unknown
Advertising in certain media		X			Advertising health warnings/messages				X
Advertising to certain audiences				X	Age verification for sales				X
Advertising in certain locations				X	Manufacturing licensure				X
Advertisement content or design				X	Package health warning/message			X	
Sponsorship or promotion for certain audiences				X	Label design on packaging			X	
Sponsorship advertising of events				X	Ingredient/constituent information on package label			X	
Brand stretching			X		Amount of tar			X	
Sales to minors	X				Amount of nicotine			X	
Sales by minors				X	Amount of other ingredients/constituents			X	
Place of sales				X	Product constituents as confidential information				X
Vending machines			X		Product constituents as public information				X
Free products			X		Constituent disclosure by brand				X
Single cigarette sales	X				Constituent disclosure in the aggregate				X
Misleading information on packaging				X					
Smoking in government buildings (incl. worksites)	X				<b>Other Provisions</b>	<b>Yes</b>	<b>No</b>	<b>Unknown</b>	
Smoking in private worksites	X				National tobacco control committee			X	
Smoking in educational facilities				X	Tobacco control education/promotion			X	
Smoking in health care facilities	X				Anti-smuggling provisions			X	
Smoking on buses				X	Litigation enabling provisions			X	
Smoking on trains				X					
Smoking in taxis				X					
Smoking on ferries				X					
Smoking on domestic air flights				X					
Smoking on international air flights				X					
Smoking in restaurants				X					
Smoking in nightclubs and bars				X					
Smoking in other public places				X					

Refer to Appendix B for more information about national tobacco control provisions.

**Population (millions)**

	1995	2000	2025	2050
All adults, ages 15+	1.260	1.488	3.197	6.150
Female adults	0.643	0.758	1.616	3.104
All youth, ages 0-14	1.015	1.176	2.155	2.302
Female youth	0.505	0.586	1.068	1.141

Source: United Nations Population Division, World Population Prospects 1950-2050 (2000 revision)

**Real GDP per capita (PPP), US Dollars**

	1975	1085
	1980	1102
	1985	1010
	1990	1010
	1995	1066
	2000	1114

Source: World Health Report 2002

**SMOKING PREVALENCE**

Adult		Youth, 2001		Health Professionals	
Males	-	Males	33.7	Males	-
Females	-	Females	22.7	Females	-
Overall	-	Overall	28.4	Overall	-

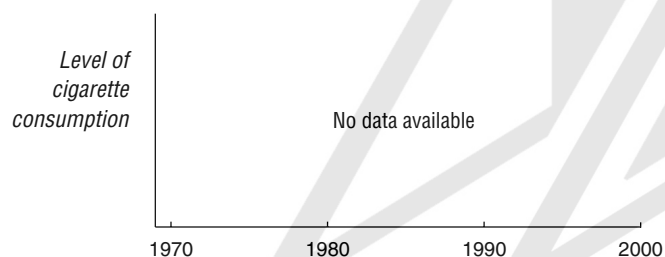
Adult: No data available

Youth: Currently use any tobacco product; Global Youth Tobacco Survey Collaborative Group. (2002). *Resultats de L'enquete sur le Tabagisme Ches les Jeunes (GYTS) en Mauritanie*. Available at URL: [http://www.cdc.gov/Tobacco/global/gyts/GYTS\\_factsheets.htm](http://www.cdc.gov/Tobacco/global/gyts/GYTS_factsheets.htm).

Health professional: No data available

**TOBACCO ECONOMY**

**Annual per capita Consumption, Three Year Moving Average**



**Annual Cigarette Consumption**

Year	Per capita Consumption (cigarette sticks)	Total Consumption (millions of cigarette sticks)
1970	-	-
1980	-	-
1990	-	-
1995	-	-
2000	-	-

**Annual Tobacco Trade and Agriculture Statistics**

	Unit of Measurement	1970	1980	1990	1995	2000
Cigarette imports	sticks in millions	27	-	70	408	1916
Cigarette exports	sticks in millions	-	-	-	-	-
Tobacco leaf imports	metric tons	200	750	250	430	375
Tobacco leaf exports (% of total exports)	metric tons (%)	- (-)	- (-)	- (-)	- (-)	- (-)
Cigarette production	sticks in millions	-	-	-	-	-
Tobacco leaf production	metric tons	-	-	-	-	-
Land devoted to tobacco growing (% of agricultural land)	hectares (%)	- (-)	- (-)	- (-)	- (-)	- (-)
Employment in tobacco manufacturing	people	-	-	-	-	-

**Retail Price of 20 Cigarettes with Tax**

Type	US \$	Local
Domestic brand	-	-
Foreign brand	-	-

Source: No data available

**Cigarette Taxes and Duties**

Excise tax	-
Sales tax	-
Import duty	-

Source: No data available

**Market Share by Cigarette Manufacturer**



## SMOKING-RELATED DISEASE IMPACT

**Mortality from Cancer, Respiratory and Circulatory Disease, 2000**  
Numbers of deaths/World age-standardized mortality rate per 100,000 population

Disease	Male		Female		Ages	Disease	Male		Female		Ages
	Number	Rate	Number	Rate			Number	Rate	Number	Rate	
Trachea, lung, and bronchus cancer	12	7.2	3	1.1	45+	Ischemic heart disease	-	-	-	-	
Lip, oral cavity, and pharynx cancer	12	7.1	6	3.3	45+	Stroke	-	-	-	-	
Respiratory disease	-	-	-	-		Other diseases of the circulatory system	-	-	-	-	
						All causes	-	-	-	-	

Source: Ferlay, J., Bray, F., Pisani, P. and Parkin, D.M. (2001). *GLOBOCAN 2000: Cancer Incidence, Mortality and Prevalence Worldwide, Version 1.0*. [CD-ROM]. IARC CancerBase No. 5. Lyon: IARC Press. Available at URL: <http://www-dep.iarc.fr/globocan/globocan.html>

## INFRASTRUCTURE FOR TOBACCO CONTROL

### National Tobacco Control Provisions

Tobacco Bans and Restrictions	Not				Tobacco Requirements and Regulations	Not			
	Banned	Restricted	Regulated	Unknown		Required	Regulated	Regulated	Unknown
Advertising in certain media			X		Advertising health warnings/messages			X	
Advertising to certain audiences			X		Age verification for sales			X	
Advertising in certain locations			X		Manufacturing licensure			X	
Advertisement content or design			X		Package health warning/message	X			
Sponsorship or promotion for certain audiences			X		Label design on packaging			X	
Sponsorship advertising of events			X		Ingredient/constituent information on package label			X	
Brand stretching			X		Amount of tar			X	
Sales to minors			X		Amount of nicotine			X	
Sales by minors			X		Amount of other ingredients/constituents			X	
Place of sales			X		Product constituents as confidential information			X	
Vending machines			X		Product constituents as public information			X	
Free products			X		Constituent disclosure by brand			X	
Single cigarette sales			X		Constituent disclosure in the aggregate			X	
Misleading information on packaging			X						
Smoking in government buildings (incl. worksites)			X		<b>Other Provisions</b>	<b>Yes</b>	<b>No</b>	<b>Unknown</b>	
Smoking in private worksites			X		National tobacco control committee			X	
Smoking in educational facilities			X		Tobacco control education/promotion			X	
Smoking in health care facilities			X		Anti-smuggling provisions			X	
Smoking on buses			X		Litigation enabling provisions			X	
Smoking on trains			X						
Smoking in taxis			X						
Smoking on ferries			X						
Smoking on domestic air flights			X						
Smoking on international air flights			X						
Smoking in restaurants			X						
Smoking in nightclubs and bars			X						
Smoking in other public places			X						

Refer to Appendix B for more information about national tobacco control provisions.

**Population (millions)**

	1995	2000	2025	2050
All adults, ages 15+	0.808	0.864	1.102	1.177
Female adults	0.407	0.436	0.565	0.608
All youth, ages 0-14	0.307	0.298	0.272	0.249
Female youth	0.151	0.147	0.133	0.122

Source: United Nations Population Division, World Population Prospects 1950-2050 (2000 revision)

**Real GDP per capita (PPP), US Dollars**

1975	3313
1980	3661
1985	4371
1990	6077
1995	7322
2000	8715

Source: World Health Report 2002

**SMOKING PREVALENCE**

**Adult (20 Years & Older), 1998**

Males	42.1
Females	3.2

**Youth (12-24 Year Olds)**

Regular smokers	40.9
Heavy smokers	13

**Professionals and Skilled Workers, 1992**

Males	37.1
Females	1.5

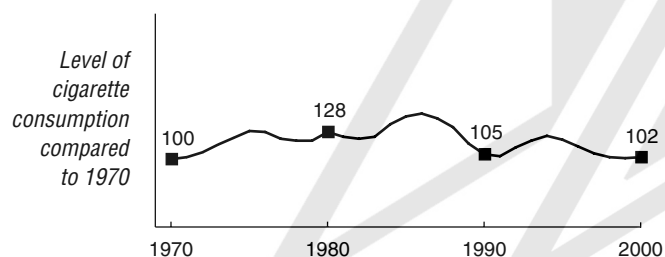
Adult: Cigarette smoking; Cox, H.S., Williams, J.W., de Courten, M.P., Chitson, P., Tuomilehto, J. and Zimmet, P.Z. (2000). Decreasing prevalence of cigarette smoking in the middle income country of Mauritius: questionnaire survey. *British Medical Journal* 321(7257): 345-349.

Youth: Cigarette smoking in a survey conducted by the National Agency for the treatment and rehabilitation of drug addicts (NATRESA) (survey year unknown); "One in four youth is alcohol-addicted." *Mauritius News*. (June 2001). Available at URL: [http://www.mauritiusnews.co.uk/Jun\\_01/index.html](http://www.mauritiusnews.co.uk/Jun_01/index.html).

Professionals and skilled workers: Daily cigarette smoking, ages 35-64; Pereira, M.A., Kriska, A.M., Collins, V.R., Dowse, G.K., Tuomilehto, J., George, K., Alberti, M.M., Gareeboo, H., Hemraj, F., Purran, A., Fareed, D., Brissonnette, G. and Zimmet, P.Z. (1998). Occupational status and cardiovascular disease risk factors in the rapidly developing, high-risk population of Mauritius. *American Journal of Epidemiology* 148(2): 148-159.

**TOBACCO ECONOMY**

**Annual per capita Consumption, Three Year Moving Average, 1970 = 100**



**Annual Cigarette Consumption**

Year	Per capita Consumption (cigarette sticks)	Total Consumption (millions of cigarette sticks)
1970	1294	601
1980	1558	969
1990	1307	971
1995	1555	1256
2000	1373	1186

**Annual Tobacco Trade and Agriculture Statistics**

	Unit of Measurement	1970	1980	1990	1995	2000
Cigarette imports	sticks in millions	11	10	11	44	210
Cigarette exports	sticks in millions	-	-	40	3	-
Tobacco leaf imports	metric tons	53	195	24	63	15
Tobacco leaf exports (% of total exports)	metric tons (%)	- (-)	- (-)	- (-)	1 (0.00%)	- (-)
Cigarette production	sticks in millions	590	959	1000	1215	976
Tobacco leaf production	metric tons	405	1152	799	1016	646
Land devoted to tobacco growing (% of agricultural land)	hectares (%)	258 (0.23%)	876 (0.77%)	631 (0.56%)	673 (0.60%)	400 (0.35%)
Employment in tobacco manufacturing	people	276	400	336	189	-

**Retail Price of 20 Cigarettes with Tax**

Type	US \$	Local
MPPC	\$1.54	45.00

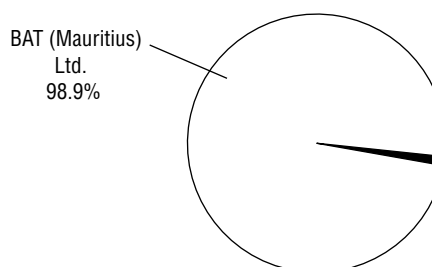
Source: TJI, 2001

**Cigarette Taxes and Duties**

Excise tax (domestic)	210% at ex-factory level
Excise tax (imported)	360%
Sales tax	12% taken at wholesale level
Import duty	80%

Source: TMA

**Market Share by Cigarette Manufacturer, 2001**



Source: TMA

## SMOKING-RELATED DISEASE IMPACT

**Mortality from Cancer, Respiratory and Circulatory Disease, 2000**  
Numbers of deaths/World age-standardized mortality rate per 100,000 population

Disease	Male		Female		Ages	Disease	Male		Female		Ages
	Number	Rate	Number	Rate			Number	Rate	Number	Rate	
Trachea, lung, and bronchus cancer	58	37.5	23	10.9	35+	Ischemic heart disease	860	557.2	691	342.8	35+
Lip, oral cavity, and pharynx cancer	28	17.2	7	3.6	35+	Stroke	666	456.0	604	299.4	35+
Respiratory disease	159	115.2	102	51.8	35+	Other diseases of the circulatory system	387	270.9	393	194.9	35+
						All causes	3843	2511.2	3130	1545.2	35+

Source: World Health Organization. (2003). *WHO Mortality Database*. Geneva: WHO.

## INFRASTRUCTURE FOR TOBACCO CONTROL

### National Tobacco Control Provisions

Tobacco Bans and Restrictions	Not				Tobacco Requirements and Regulations	Not			
	Banned	Restricted	Regulated	Unknown		Required	Regulated	Regulated	Unknown
Advertising in certain media		X			Advertising health warnings/messages	X			
Advertising to certain audiences			X		Age verification for sales			X	
Advertising in certain locations			X		Manufacturing licensure				X
Advertisement content or design			X		Package health warning/message	X			
Sponsorship or promotion for certain audiences			X		Label design on packaging			X	
Sponsorship advertising of events			X		Ingredient/constituent information on package label			X	
Brand stretching	X				Amount of tar			X	
Sales to minors	X				Amount of nicotine			X	
Sales by minors			X		Amount of other ingredients/constituents			X	
Place of sales			X		Product constituents as confidential information			X	
Vending machines			X		Product constituents as public information			X	
Free products			X		Constituent disclosure by brand			X	
Single cigarette sales			X		Constituent disclosure in the aggregate			X	
Misleading information on packaging			X						
Smoking in government buildings (incl. worksites)		X			<b>Other Provisions</b>	<b>Yes</b>	<b>No</b>	<b>Unknown</b>	
Smoking in private worksites				X	National tobacco control committee		X		
Smoking in educational facilities		X			Tobacco control education/promotion		X		
Smoking in health care facilities	X				Anti-smuggling provisions			X	
Smoking on buses	X				Litigation enabling provisions		X		
Smoking on trains	X								
Smoking in taxis	X								
Smoking on ferries	X								
Smoking on domestic air flights				X					
Smoking on international air flights				X					
Smoking in restaurants		X							
Smoking in nightclubs and bars				X					
Smoking in other public places		X							

Refer to Appendix B for more information about national tobacco control provisions.

	Population (millions)			
	1995	2000	2025	2050
All adults, ages 15+	58.782	66.102	100.011	118.354
Female adults	30.090	33.893	51.558	61.394
All youth, ages 0-14	32.356	32.770	30.183	28.298
Female youth	15.869	16.053	14.759	13.822

Source: United Nations Population Division, World Population Prospects 1950-2050 (2000 revision)

Real GDP per capita (PPP), US Dollars	
1975	6240
1980	7531
1985	7422
1990	7312
1995	7204
2000	8378

Source: World Health Report 2002

## SMOKING PREVALENCE

Adult (18-65 Year Olds), 1998		Youth, 2000		Health Professionals, 1997	
Males	51.2	Males	26.7	Physicians	22
Females	18.4	Females	16.2	Support staff	24
Overall	32	Overall	21.7		

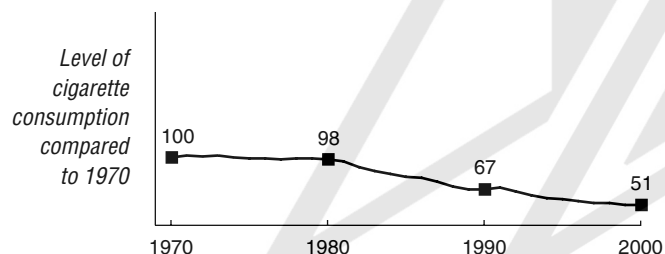
Adult: Current smoking for at least one month in urban areas, measured by the Instituto Nacional de Geografía, Estadística e Informática (INEGI); Secretaría de Salud, Dirección General de Epidemiología. (1998). *1998 National Addictions Survey*. Mexico City, Mexico.

Youth: (Males and Females) Currently use any tobacco product, 1st-3rd year in Monterrey; Global Youth Tobacco Survey Collaborative Group. (2002). *Mexico-Monterrey GYTS Fact Sheet*. Available at URL: [http://www.cdc.gov/Tobacco/global/gyts/GYTS\\_factsheets.htm](http://www.cdc.gov/Tobacco/global/gyts/GYTS_factsheets.htm). (Overall) Currently use any tobacco product, students age 13-15 years old in Monterrey; Global Youth Tobacco Survey Collaborative Group. (2002). Special Report: Tobacco use among youth: a cross country comparison. *Tobacco Control 11*: 252-270.

Health professional: Current smoking (smoking now and having smoked 100+ cigarettes in his/her lifetime) among physicians and support staff (nurses, x-ray & lab technicians) in nine of ten National Institutes of Health and one General Hospital; Sansores, R.H., Villalba-Caloca, J., Herrera-Kiengelher, L., Soriano-Rodríguez, A. and Ramírez-Venegas, A. (1999). Prevalence of cigarette smoking among employees of the Mexican National Institutes of Health. *Salud Pública de México 41*(5): 381-388.

## TOBACCO ECONOMY

### Annual per capita Consumption, Three Year Moving Average, 1970 = 100



### Annual Cigarette Consumption

Year	Per capita Consumption (cigarette sticks)	Total Consumption (millions of cigarette sticks)
1970	1501	40630
1980	1470	54504
1990	1068	54616
1995	856	50300
2000	712	47067

### Annual Tobacco Trade and Agriculture Statistics

	Unit of Measurement	1970	1980	1990	1995	2000
Cigarette imports	sticks in millions	-	-	1	68	747
Cigarette exports	sticks in millions	3	16	765	6589	10063
Tobacco leaf imports	metric tons	627	438	12077	2378	12124
Tobacco leaf exports (% of total exports)	metric tons (%)	10764 (0.92%)	24263 (0.31%)	9687 (0.09%)	7457 (0.03%)	8817 (0.02%)
Cigarette production	sticks in millions	40633	54520	55380	56821	56383
Tobacco leaf production	metric tons	68569	93941	33941	27401	45164
Land devoted to tobacco growing (% of agricultural land)	hectares (%)	43085 (0.04%)	42104 (0.04%)	21722 (0.02%)	16630 (0.02%)	22674 (0.02%)
Employment in tobacco manufacturing	people	5990	5530	5240	5017	-

### Retail Price of 20 Cigarettes with Tax

Type	US \$	Local
Domestic brand	\$1.50	15.00
Foreign brand	\$1.70	17.00

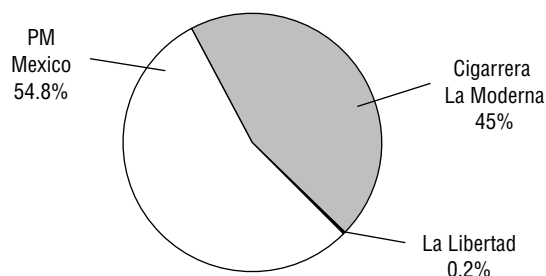
Source: EIU, September 2002

### Cigarette Taxes and Duties

Excise tax	20.9%-dark, length<77mm; 100%-all others
Sales tax	15%
Import duty	67% (5% NAFTA countries) + 0.8% customs fee
Other taxes	105% production tax on filtered cigs; 60% other cigs

Source: ERC

### Market Share by Cigarette Manufacturer, 2000



Source: ERC

## SMOKING-RELATED DISEASE IMPACT

**Mortality from Cancer, Respiratory and Circulatory Disease, 2000**  
Numbers of deaths/World age-standardized mortality rate per 100,000 population

Disease	Male		Female		Ages	Disease	Male		Female		Ages
	Number	Rate	Number	Rate			Number	Rate	Number	Rate	
Trachea, lung, and bronchus cancer	4183	46.3	1967	18.1	35+	Ischemic heart disease	23537	280.6	19714	193.6	35+
Lip, oral cavity, and pharynx cancer	478	5.4	254	2.2	35+	Stroke	11879	146.0	13403	130.7	35+
Respiratory disease	9025	119.9	6637	66.3	35+	Other diseases of the circulatory system	5583	71.7	6980	69.7	35+
						All causes	366940	4139.0	317046	3008.0	35+

Source: World Health Organization. (2003). *WHO Mortality Database*. Geneva: WHO.

## INFRASTRUCTURE FOR TOBACCO CONTROL

### National Tobacco Control Provisions

Tobacco Bans and Restrictions	Not				Tobacco Requirements and Regulations	Not			
	Banned	Restricted	Regulated	Unknown		Required	Regulated	Regulated	Unknown
Advertising in certain media		X			Advertising health warnings/messages	X			
Advertising to certain audiences	X				Age verification for sales				X
Advertising in certain locations		X			Manufacturing licensure	X			
Advertisement content or design		X			Package health warning/message	X			
Sponsorship or promotion for certain audiences			X		Label design on packaging		X		
Sponsorship advertising of events				X	Ingredient/constituent information on package label	X			
Brand stretching				X	Amount of tar		X		
Sales to minors	X				Amount of nicotine		X		
Sales by minors				X	Amount of other ingredients/constituents				X
Place of sales		X			Product constituents as confidential information				X
Vending machines		X			Product constituents as public information				X
Free products		X			Constituent disclosure by brand				X
Single cigarette sales			X		Constituent disclosure in the aggregate				X
Misleading information on packaging				X					
Smoking in government buildings (incl. worksites)		X							
Smoking in private worksites		X							
Smoking in educational facilities		X							
Smoking in health care facilities		X							
Smoking on buses		X							
Smoking on trains		X							
Smoking in taxis				X					
Smoking on ferries				X					
Smoking on domestic air flights		X							
Smoking on international air flights				X					
Smoking in restaurants			X						
Smoking in nightclubs and bars				X					
Smoking in other public places		X							

Other Provisions	Yes	No	Unknown
National tobacco control committee	X		
Tobacco control education/promotion	X		
Anti-smuggling provisions			X
Litigation enabling provisions			X

Refer to Appendix B for more information about national tobacco control provisions.

	Population (millions)			
	1995	2000	2025	2050
All adults, ages 15+	0.287	0.317	0.576	0.837
Female adults	0.136	0.152	0.281	0.413
All youth, ages 0-14	0.177	0.199	0.257	0.243
Female youth	0.086	0.097	0.125	0.118

Source: United Nations Population Division, World Population Prospects 1950-2050 (2000 revision)

Real GDP per capita (PPP), US Dollars	
1975	3399
1980	3273
1985	4160
1990	4038
1995	3868
2000	3452

Source: World Health Report 2002

## SMOKING PREVALENCE

Adult (20-85 Year Olds), 1994		Youth		Health Professionals	
Males	42	Males	-	Males	-
Females	0.6	Females	-	Females	-
		Overall	-	Overall	-

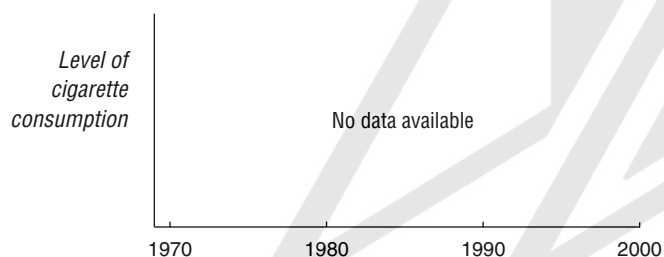
Adult: Shmulewitz, D., Auerbach, S.B., Lehner, T., Blundell, M.L., Winick, J.D., Youngman, L.D., Skilling, V., Heath, S.C., Ott, J., Stoffel, M., Breslow, J.L. and Friedman J.M. (2001). Epidemiology and factor analysis of obesity, type II diabetes, hypertension, and dyslipidemia (syndrome X) on the Island of Kosrae, Federated States of Micronesia. *Human Heredity* 51(1-2): 8-19.

Youth: No data available

Health professional: No data available

## TOBACCO ECONOMY

### Annual per capita Consumption, Three Year Moving Average



### Annual Cigarette Consumption

Year	Per capita Consumption (cigarette sticks)	Total Consumption (millions of cigarette sticks)
1970	-	-
1980	-	-
1990	-	-
1995	-	-
2000	-	-

### Annual Tobacco Trade and Agriculture Statistics

	Unit of Measurement	1970	1980	1990	1995	2000
Cigarette imports	sticks in millions	-	-	-	-	-
Cigarette exports	sticks in millions	-	-	-	-	-
Tobacco leaf imports	metric tons	-	-	-	-	-
Tobacco leaf exports (% of total exports)	metric tons (%)	- (-)	- (-)	- (-)	- (-)	- (-)
Cigarette production	sticks in millions	-	-	-	-	-
Tobacco leaf production	metric tons	-	-	-	-	-
Land devoted to tobacco growing (% of agricultural land)	hectares (%)	- (-)	- (-)	- (-)	- (-)	- (-)
Employment in tobacco manufacturing	people	-	-	-	-	-

### Retail Price of 20 Cigarettes with Tax

Type	US \$	Local
Domestic brand	-	-
Foreign brand	-	-

Source: No data available

### Cigarette Taxes and Duties

Excise tax	-
Sales tax	-
Import duty	-

Source: No data available

### Market Share by Cigarette Manufacturer





## SMOKING-RELATED DISEASE IMPACT

### Mortality from Cancer, Respiratory and Circulatory Disease

Numbers of deaths/World age-standardized mortality rate per 100,000 population

Disease	Male		Female		Ages	Disease	Male		Female		Ages
	Number	Rate	Number	Rate			Number	Rate	Number	Rate	
Trachea, lung, and bronchus cancer	-	-	-	-		Ischemic heart disease	-	-	-	-	
Lip, oral cavity, and pharynx cancer	-	-	-	-		Stroke	-	-	-	-	
Respiratory disease	-	-	-	-		Other diseases of the circulatory system	-	-	-	-	
						All causes	-	-	-	-	

Source: No data available

## INFRASTRUCTURE FOR TOBACCO CONTROL

### National Tobacco Control Provisions

Tobacco Bans and Restrictions	Not				Tobacco Requirements and Regulations	Not			
	Banned	Restricted	Regulated	Unknown		Required	Regulated	Regulated	Unknown
Advertising in certain media			X		Advertising health warnings/messages			X	
Advertising to certain audiences			X		Age verification for sales			X	
Advertising in certain locations			X		Manufacturing licensure			X	
Advertisement content or design			X		Package health warning/message			X	
Sponsorship or promotion for certain audiences			X		Label design on packaging			X	
Sponsorship advertising of events			X		Ingredient/constituent information on package label			X	
Brand stretching			X		Amount of tar			X	
Sales to minors	X				Amount of nicotine			X	
Sales by minors			X		Amount of other ingredients/constituents			X	
Place of sales			X		Product constituents as confidential information			X	
Vending machines			X		Product constituents as public information			X	
Free products		X			Constituent disclosure by brand			X	
Single cigarette sales			X		Constituent disclosure in the aggregate			X	
Misleading information on packaging			X						
Smoking in government buildings (incl. worksites)			X		<b>Other Provisions</b>	<b>Yes</b>	<b>No</b>	<b>Unknown</b>	
Smoking in private worksites		X			National tobacco control committee			X	
Smoking in educational facilities		X			Tobacco control education/promotion			X	
Smoking in health care facilities		X			Anti-smuggling provisions			X	
Smoking on buses		X			Litigation enabling provisions			X	
Smoking on trains		X							
Smoking in taxis		X							
Smoking on ferries		X							
Smoking on domestic air flights		X							
Smoking on international air flights			X						
Smoking in restaurants		X							
Smoking in nightclubs and bars		X							
Smoking in other public places		X							

Refer to Appendix B for more information about national tobacco control provisions.

**Population (millions)**

	1995	2000	2025	2050
Total	0.032	0.033	0.039	0.038
Females	0.016	0.017	0.020	0.019
Males	0.015	0.016	0.019	0.019

Source: Food and Agriculture Organization of the United Nations (FAO 2001)

**Real GDP per capita (PPP), US Dollars**

1975	17805
1980	19612
1985	19918
1990	21924
1995	21745
2000	23753

Source: World Health Report 2002

**SMOKING PREVALENCE**

Adult		Youth		Health Professionals	
Males	-	Males	-	Males	-
Females	-	Females	-	Females	-
Overall	-	Overall	-	Overall	-

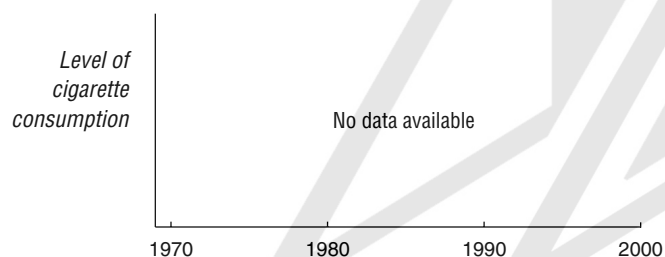
Adult: No data available

Youth: No data available

Health professional: No data available

**TOBACCO ECONOMY**

**Annual per capita Consumption, Three Year Moving Average**



**Annual Cigarette Consumption**

Year	Per capita Consumption (cigarette sticks)	Total Consumption (millions of cigarette sticks)
1970	-	-
1980	-	-
1990	-	-
1995	-	-
2000	-	-

**Annual Tobacco Trade and Agriculture Statistics**

	Unit of Measurement	1970	1980	1990	1995	2000
Cigarette imports	sticks in millions	-	-	-	-	-
Cigarette exports	sticks in millions	-	-	-	-	-
Tobacco leaf imports	metric tons	-	-	-	-	-
Tobacco leaf exports (% of total exports)	metric tons (%)	- (-)	- (-)	- (-)	- (-)	- (-)
Cigarette production	sticks in millions	-	-	-	-	-
Tobacco leaf production	metric tons	-	-	-	-	-
Land devoted to tobacco growing (% of agricultural land)	hectares (%)	- (-)	- (-)	- (-)	- (-)	- (-)
Employment in tobacco manufacturing	people	-	-	-	-	-

**Retail Price of 20 Cigarettes with Tax**

Type	US \$	Local
Domestic brand	-	-
Foreign brand	-	-

Source: No data available

**Market Share by Cigarette Manufacturer**



**Cigarette Taxes and Duties**

Excise tax	-
Sales tax	-
Import duty	-

Source: No data available

## SMOKING-RELATED DISEASE IMPACT

**Mortality from Cancer, Respiratory and Circulatory Disease, 1987**  
Numbers of deaths/World age-standardized mortality rate per 100,000 population

Disease	Male		Female		Ages	Disease	Male		Female		Ages
	Number	Rate	Number	Rate			Number	Rate	Number	Rate	
Trachea, lung, and bronchus cancer	25	–	9	–	35+	Ischemic heart disease	23	–	6	–	35+
Lip, oral cavity, and pharynx cancer	0	–	0	–	35+	Stroke	51	–	77	–	35+
Respiratory disease	1	–	1	–	35+	Other diseases of the circulatory system	43	–	46	–	35+
						All causes	249	–	248	–	35+

Source: World Health Organization. (2003). *WHO Mortality Database*. Geneva: WHO.

## INFRASTRUCTURE FOR TOBACCO CONTROL

### National Tobacco Control Provisions

Tobacco Bans and Restrictions	Not				Tobacco Requirements and Regulations	Not			
	Banned	Restricted	Regulated	Unknown		Required	Regulated	Regulated	Unknown
Advertising in certain media				X	Advertising health warnings/messages				X
Advertising to certain audiences				X	Age verification for sales				X
Advertising in certain locations				X	Manufacturing licensure				X
Advertisement content or design				X	Package health warning/message			X	
Sponsorship or promotion for certain audiences				X	Label design on packaging				X
Sponsorship advertising of events				X	Ingredient/constituent information on package label				X
Brand stretching				X	Amount of tar				X
Sales to minors				X	Amount of nicotine				X
Sales by minors				X	Amount of other ingredients/constituents				X
Place of sales				X	Product constituents as confidential information				X
Vending machines				X	Product constituents as public information				X
Free products				X	Constituent disclosure by brand				X
Single cigarette sales				X	Constituent disclosure in the aggregate				X
Misleading information on packaging				X					
Smoking in government buildings (incl. worksites)				X	<b>Other Provisions</b>	<b>Yes</b>	<b>No</b>	<b>Unknown</b>	
Smoking in private worksites				X	National tobacco control committee			X	
Smoking in educational facilities				X	Tobacco control education/promotion			X	
Smoking in health care facilities				X	Anti-smuggling provisions			X	
Smoking on buses				X	Litigation enabling provisions			X	
Smoking on trains				X					
Smoking in taxis				X					
Smoking on ferries				X					
Smoking on domestic air flights				X					
Smoking on international air flights				X					
Smoking in restaurants				X					
Smoking in nightclubs and bars				X					
Smoking in other public places				X					

Refer to Appendix B for more information about national tobacco control provisions.

**Population (millions)**

	1995	2000	2025	2050
All adults, ages 15+	1.472	1.641	2.646	3.331
Female adults	0.743	0.827	1.329	1.680
All youth, ages 0-14	0.941	0.892	0.832	0.815
Female youth	0.463	0.438	0.406	0.398

Source: United Nations Population Division, World Population Prospects 1950-2050 (2000 revision)

**Real GDP per capita (PPP), US Dollars**

1975	1640
1980	1618
1985	1856
1990	1931
1995	1537
2000	1765

Source: World Health Report 2002

**SMOKING PREVALENCE**

**Adult (15 Years & Older), 2001**

Males	67.8
Females	25.5
Overall	51.5

**Youth (4-17 Year Olds)**

Males	18.8
Females	8.2

**Health Professionals, 1990**

Physicians & other health professionals	5
---	---


Adult: Current smokers in Ulaanbaatar; Kirby, E., Oyuntugs, S. and Uranchimeg, Dr. (2001). *Smoking in Mongolia: Prevalence, knowledge and attitudes: Results from an urban survey, 2001*. Australia: Adventist Development and Relief Agency (ADRA) Australia, Tobacco-Free Youth 2001 Project.

Youth: Current smoking measured by the Medical University of Mongolia (survey year unknown); Sukhbat, G., et al. (1998). 40th conference of teachers. Ulaanbaatar: Medical University of Mongolia.

Health professional: Current smoking; World Health Organization. (1997). *Tobacco or health: a global status report*. Geneva: WHO.

**TOBACCO ECONOMY**

**Annual per capita Consumption, Three Year Moving Average**



**Annual Cigarette Consumption**

Year	Per capita Consumption (cigarette sticks)	Total Consumption (millions of cigarette sticks)
1970	-	-
1980	-	-
1990	-	-
1995	-	-
2000	-	-

**Annual Tobacco Trade and Agriculture Statistics**

	Unit of Measurement	1970	1980	1990	1995	2000
Cigarette imports	sticks in millions	-	-	-	-	-
Cigarette exports	sticks in millions	-	-	-	-	-
Tobacco leaf imports	metric tons	-	-	-	-	-
Tobacco leaf exports (% of total exports)	metric tons (%)	- (-)	- (-)	- (-)	- (-)	- (-)
Cigarette production	sticks in millions	-	-	-	-	-
Tobacco leaf production	metric tons	-	-	-	-	-
Land devoted to tobacco growing (% of agricultural land)	hectares (%)	- (-)	- (-)	- (-)	- (-)	- (-)
Employment in tobacco manufacturing	people	-	-	-	-	-

**Retail Price of 20 Cigarettes with Tax**

Type	US \$	Local
Domestic brand	-	-
Foreign brand	-	-

Source: No data available

**Cigarette Taxes and Duties**

Excise tax	-
Sales tax	-
Import duty	-

Source: No data available

**Market Share by Cigarette Manufacturer**



## SMOKING-RELATED DISEASE IMPACT

**Mortality from Cancer, Respiratory and Circulatory Disease, 1994**  
Numbers of deaths/World age-standardized mortality rate per 100,000 population

Disease	Male		Female		Ages	Disease	Male		Female		Ages
	Number	Rate	Number	Rate			Number	Rate	Number	Rate	
Trachea, lung, and bronchus cancer	217	105.6	70	26.8	35+	Ischemic heart disease	634	344.1	474	208.5	35+
Lip, oral cavity, and pharynx cancer	29	12.6	25	9.6	35+	Stroke	530	280.2	528	219.7	35+
Respiratory disease	130	72.6	105	46.0	35+	Other diseases of the circulatory system	306	187.5	310	138.2	35+
						All causes	5097	2547.4	4253	1729.7	35+

Source: World Health Organization. (2003). *WHO Mortality Database*. Geneva: WHO.

## INFRASTRUCTURE FOR TOBACCO CONTROL

### National Tobacco Control Provisions

Tobacco Bans and Restrictions	Not				Tobacco Requirements and Regulations	Not			
	Banned	Restricted	Regulated	Unknown		Required	Regulated	Regulated	Unknown
Advertising in certain media			X		Advertising health warnings/messages			X	
Advertising to certain audiences			X		Age verification for sales			X	
Advertising in certain locations			X		Manufacturing licensure				X
Advertisement content or design			X		Package health warning/message	X			
Sponsorship or promotion for certain audiences			X		Label design on packaging		X		
Sponsorship advertising of events			X		Ingredient/constituent information on package label	X			
Brand stretching	X				Amount of tar		X		
Sales to minors	X				Amount of nicotine		X		
Sales by minors			X		Amount of other ingredients/constituents			X	
Place of sales			X		Product constituents as confidential information			X	
Vending machines			X		Product constituents as public information			X	
Free products	X				Constituent disclosure by brand			X	
Single cigarette sales	X				Constituent disclosure in the aggregate			X	
Misleading information on packaging			X						
Smoking in government buildings (incl. worksites)		X							
Smoking in private worksites		X							
Smoking in educational facilities		X							
Smoking in health care facilities		X							
Smoking on buses		X							
Smoking on trains		X							
Smoking in taxis			X						
Smoking on ferries		X							
Smoking on domestic air flights		X							
Smoking on international air flights		X							
Smoking in restaurants		X							
Smoking in nightclubs and bars		X							
Smoking in other public places				X					

Other Provisions	Yes	No	Unknown
National tobacco control committee		X	
Tobacco control education/promotion	X		
Anti-smuggling provisions			X
Litigation enabling provisions		X	

Refer to Appendix B for more information about national tobacco control provisions.

Population (millions)

	1995	2000	2025	2050
All adults, ages 15+	17.097	19.523	32.018	40.230
Female adults	8.624	9.832	16.030	20.300
All youth, ages 0-14	10.115	10.355	9.984	10.131
Female youth	4.965	5.082	4.897	4.948

Source: United Nations Population Division, World Population Prospects 1950-2050 (2000 revision)

Real GDP per capita (PPP), US Dollars

1975	2491
1980	2902
1985	3007
1990	3333
1995	3158
2000	3457

Source: World Health Report 2002

SMOKING PREVALENCE

Adult, 2000		Youth, 2001		Medical Students, 1994-1995	
Males	34.5	Males	17.4	Males	13.9
Females	1.6	Females	9.3	Females	0.8
		Overall	13.9		

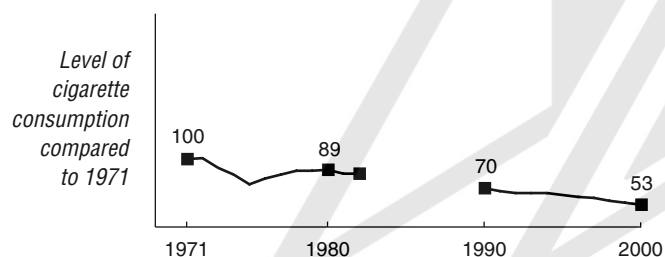
Adult: Smoking data from the National Survey on Risk Factors for Cardiovascular Diseases; Reported in *Country Profiles on Tobacco Control in the Eastern Mediterranean Region*. Available at URL: <http://www.emro.who.int/TFI/CountryProfile.htm>.

Youth: Currently use any tobacco product, students in 7th-9th form of elementary education (mostly 13-15 year-olds); Global Youth Tobacco Survey Collaborative Group. (2002). *Morocco GYTS Fact Sheet*. Available at URL: [http://www.cdc.gov/Tobacco/global/gyts/GYTS\\_factsheets.htm](http://www.cdc.gov/Tobacco/global/gyts/GYTS_factsheets.htm).

Health professional: Daily smoking among Casablanca medical students; Yassine, N., Bartal, M. and el Biaze, M. (1999). [Smoking among medical students in Casablanca]. *Revue des Maladies Respiratoires* 16(1): 59-64.

TOBACCO ECONOMY

Annual per capita Consumption, Three Year Moving Average, 1971 = 100



Annual Cigarette Consumption

Year	Per capita Consumption (cigarette sticks)	Total Consumption (millions of cigarette sticks)
1971	1319	10829
1980	1134	12480
1990	954	14146
1995	824	14092
2000	708	13819

Annual Tobacco Trade and Agriculture Statistics

	Unit of Measurement	1970	1980	1990	1995	2000
Cigarette imports	sticks in millions	207	989	1355	1953	2024
Cigarette exports	sticks in millions	1	-	6	-	5
Tobacco leaf imports	metric tons	5065	9199	7361	6976	5988
Tobacco leaf exports (% of total exports)	metric tons (%)	- (-)	- (-)	- (-)	1 (0.00%)	1 (-)
Cigarette production	sticks in millions	-	11491	12797	12139	11800
Tobacco leaf production	metric tons	3607	7670	7288	3962	5333
Land devoted to tobacco growing (% of agricultural land)	hectares (%)	3237 (0.01%)	5751 (0.02%)	5835 (0.02%)	2500 (0.01%)	4570 (0.01%)
Employment in tobacco manufacturing	people	-	2758	-	2872	-

Retail Price of 20 Cigarettes with Tax

Type	US \$	Local
Domestic brand	\$1.37	14.50
Foreign brand	\$2.64	28.00

Source: EIU, September 2002

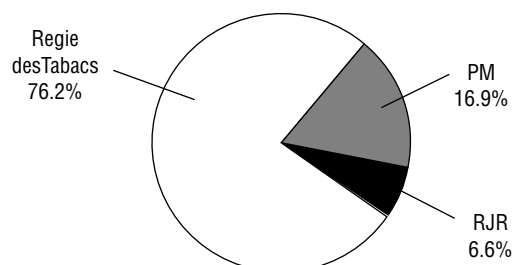
Cigarette Taxes and Duties

Sales tax	20%
Import duty	10% CIF value
Other import duties	15% CIF value

Imports from some Eastern Mediterranean countries receive preferential treatment

Source: ERC

Market Share by Cigarette Manufacturer, 2000



Source: TMA

## SMOKING-RELATED DISEASE IMPACT

**Mortality from Cancer, Respiratory and Circulatory Disease, 2000**  
Numbers of deaths/World age-standardized mortality rate per 100,000 population

Disease	Male		Female		Ages	Disease	Male		Female		Ages
	Number	Rate	Number	Rate			Number	Rate	Number	Rate	
Trachea, lung, and bronchus cancer	1832	86.7	215	8.6	45+	Ischemic heart disease	-	-	-	-	
Lip, oral cavity, and pharynx cancer	344	16.1	161	6.4	45+	Stroke	-	-	-	-	
Respiratory disease	-	-	-	-		Other diseases of the circulatory system	-	-	-	-	
						All causes	-	-	-	-	

Source: Ferlay, J., Bray, F., Pisani, P. and Parkin, D.M. (2001). *GLOBOCAN 2000: Cancer Incidence, Mortality and Prevalence Worldwide, Version 1.0*. [CD-ROM]. IARC CancerBase No. 5. Lyon: IARC Press. Available at URL: <http://www-dep.iarc.fr/globocan/globocan.html>

## INFRASTRUCTURE FOR TOBACCO CONTROL

### National Tobacco Control Provisions

Tobacco Bans and Restrictions	Not				Tobacco Requirements and Regulations	Not			
	Banned	Restricted	Regulated	Unknown		Required	Regulated	Regulated	Unknown
Advertising in certain media	X				Advertising health warnings/messages	N/A			
Advertising to certain audiences	X				Age verification for sales				X
Advertising in certain locations	X				Manufacturing licensure				X
Advertisement content or design	N/A				Package health warning/message	X			
Sponsorship or promotion for certain audiences	X				Label design on packaging				X
Sponsorship advertising of events	X				Ingredient/constituent information on package label	X			
Brand stretching	X				Amount of tar				X
Sales to minors			X		Amount of nicotine				X
Sales by minors				X	Amount of other ingredients/constituents				X
Place of sales				X	Product constituents as confidential information				X
Vending machines				X	Product constituents as public information				X
Free products	X				Constituent disclosure by brand				X
Single cigarette sales				X	Constituent disclosure in the aggregate				X
Misleading information on packaging				X					
Smoking in government buildings (incl. worksites)		X							
Smoking in private worksites				X					
Smoking in educational facilities	X								
Smoking in health care facilities	X								
Smoking on buses	X								
Smoking on trains	X								
Smoking in taxis	X								
Smoking on ferries	X								
Smoking on domestic air flights	X								
Smoking on international air flights				X					
Smoking in restaurants				X					
Smoking in nightclubs and bars				X					
Smoking in other public places		X							

Other Provisions	Yes	No	Unknown
National tobacco control committee	X		
Tobacco control education/promotion	X		
Anti-smuggling provisions			X
Litigation enabling provisions			X

Refer to Appendix B for more information about national tobacco control provisions.

	Population (millions)			
	1995	2000	2025	2050
All adults, ages 15+	9.167	10.255	17.005	28.427
Female adults	4.686	5.228	8.529	14.240
All youth, ages 0-14	7.127	8.037	11.007	10.409
Female youth	3.563	4.022	5.485	5.175

Source: United Nations Population Division, World Population Prospects 1950-2050 (2000 revision)

Real GDP per capita (PPP), US Dollars	
1975	570
1980	590
1985	411
1990	517
1995	509
2000	667

Source: World Health Report 2002

## SMOKING PREVALENCE

Adult		Youth		Health Professionals	
Males	-	Males	-	Males	-
Females	-	Females	-	Females	-
Overall	-	Overall	-	Overall	-

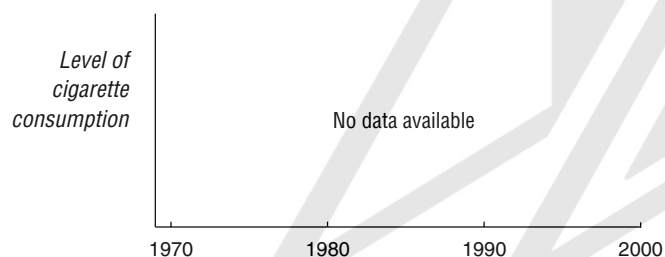
Adult: No data available

Youth: No data available

Health professional: No data available

## TOBACCO ECONOMY

### Annual per capita Consumption, Three Year Moving Average



### Annual Cigarette Consumption

Year	Per capita Consumption (cigarette sticks)	Total Consumption (millions of cigarette sticks)
1970	-	-
1980	-	-
1990	-	-
1995	-	-
2000	-	-

### Annual Tobacco Trade and Agriculture Statistics

	Unit of Measurement	1970	1980	1990	1995	2000
Cigarette imports	sticks in millions	31	-	-	-	-
Cigarette exports	sticks in millions	577	-	-	-	-
Tobacco leaf imports	metric tons	5	-	700	200	400
Tobacco leaf exports (% of total exports)	metric tons (%)	932 (-)	- (-)	- (-)	- (-)	- (-)
Cigarette production	sticks in millions	-	1100	1030	106	1417
Tobacco leaf production	metric tons	4200	3000	3000	2900	9470
Land devoted to tobacco growing (% of agricultural land)	hectares (%)	8094 (0.02%)	2700 (0.01%)	2700 (0.01%)	2700 (0.01%)	7000 (0.01%)
Employment in tobacco manufacturing	people	756	-	560	389	-

### Retail Price of 20 Cigarettes with Tax

Type	US \$	Local
Domestic brand	-	-
Foreign brand	-	-

Source: No data available

### Cigarette Taxes and Duties

Excise tax	-
Sales tax	-
Import duty	-

Source: No data available

### Market Share by Cigarette Manufacturer





## SMOKING-RELATED DISEASE IMPACT

**Mortality from Cancer, Respiratory and Circulatory Disease, 2000**  
Numbers of deaths/World age-standardized mortality rate per 100,000 population

Disease	Male		Female		Ages	Disease	Male		Female		Ages
	Number	Rate	Number	Rate			Number	Rate	Number	Rate	
Trachea, lung, and bronchus cancer	111	9.4	98	7.1	45+	Ischemic heart disease	-	-	-	-	
Lip, oral cavity, and pharynx cancer	272	23.4	216	15.6	45+	Stroke	-	-	-	-	
Respiratory disease	-	-	-	-		Other diseases of the circulatory system	-	-	-	-	
						All causes	-	-	-	-	

Source: Ferlay, J., Bray, F., Pisani, P. and Parkin, D.M. (2001). *GLOBOCAN 2000: Cancer Incidence, Mortality and Prevalence Worldwide, Version 1.0*. [CD-ROM]. IARC CancerBase No. 5. Lyon: IARC Press. Available at URL: <http://www-dep.iarc.fr/globocan/globocan.html>

## INFRASTRUCTURE FOR TOBACCO CONTROL

### National Tobacco Control Provisions

Tobacco Bans and Restrictions	Not				Tobacco Requirements and Regulations	Not			
	Banned	Restricted	Regulated	Unknown		Required	Regulated	Regulated	Unknown
Advertising in certain media	X				Advertising health warnings/messages				X
Advertising to certain audiences	X				Age verification for sales				X
Advertising in certain locations				X	Manufacturing licensure				X
Advertisement content or design				X	Package health warning/message			X	
Sponsorship or promotion for certain audiences				X	Label design on packaging				X
Sponsorship advertising of events				X	Ingredient/constituent information on package label				X
Brand stretching				X	Amount of tar				X
Sales to minors				X	Amount of nicotine				X
Sales by minors				X	Amount of other ingredients/constituents				X
Place of sales				X	Product constituents as confidential information				X
Vending machines				X	Product constituents as public information				X
Free products				X	Constituent disclosure by brand				X
Single cigarette sales				X	Constituent disclosure in the aggregate				X
Misleading information on packaging				X					
Smoking in government buildings (incl. worksites)				X	<b>Other Provisions</b>	<b>Yes</b>	<b>No</b>	<b>Unknown</b>	
Smoking in private worksites				X	National tobacco control committee			X	
Smoking in educational facilities				X	Tobacco control education/promotion			X	
Smoking in health care facilities				X	Anti-smuggling provisions			X	
Smoking on buses				X	Litigation enabling provisions			X	
Smoking on trains				X					
Smoking in taxis				X					
Smoking on ferries				X					
Smoking on domestic air flights				X					
Smoking on international air flights				X					
Smoking in restaurants				X					
Smoking in nightclubs and bars				X					
Smoking in other public places				X					

Refer to Appendix B for more information about national tobacco control provisions.

Population (millions)

	1995	2000	2025	2050
All adults, ages 15+	28.778	31.943	46.380	55.056
Female adults	14.568	16.200	23.725	28.300
All youth, ages 0-14	15.573	15.806	13.862	13.490
Female youth	7.720	7.820	6.811	6.614

Source: United Nations Population Division, World Population Prospects 1950-2050 (2000 revision)

Real GDP per capita (PPP), US Dollars

Year	Real GDP per capita (PPP), US Dollars
1975	775
1980	923
1985	1059
1990	1112
1995	1313
2000	1596

Source: World Health Report 2002

SMOKING PREVALENCE

Adult (15 Years & Older), 2001		Youth, 2001		Health Professionals	
Males	42.9	Males	37.3	Males	-
Females	21.9	Females	4.7	Females	-
Overall	31.1	Overall	20.5	Overall	-

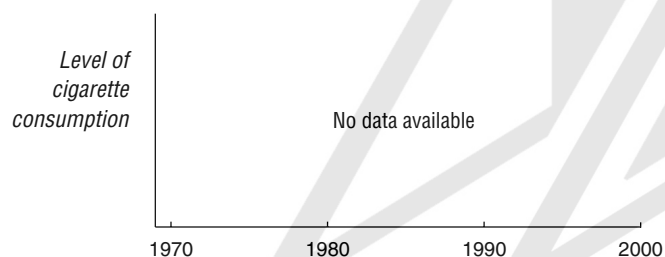
Adult: Current smokers of any tobacco; Kyaing, N.N. (2002). *Myanmar Sentinel Tobacco Use Prevalence Study 2001*. Yangon: Author.

Youth: Currently use any tobacco product, grades 8-10 (mostly 13-15 year olds); Global Youth Tobacco Survey Collaborative Group. *Myanmar GYTS Factsheet*. Available at URL: [http://www.cdc.gov/Tobacco/global/gyts/GYTS\\_factsheets.htm](http://www.cdc.gov/Tobacco/global/gyts/GYTS_factsheets.htm).

Health professional: No data available

TOBACCO ECONOMY

Annual per capita Consumption, Three Year Moving Average



Annual Cigarette Consumption

Year	Per capita Consumption (cigarette sticks)	Total Consumption (millions of cigarette sticks)
1970	-	-
1980	-	-
1990	-	-
1995	-	-
2000	-	-

Annual Tobacco Trade and Agriculture Statistics

	Unit of Measurement	1970	1980	1990	1995	2000
Cigarette imports	sticks in millions	-	-	-	56	-
Cigarette exports	sticks in millions	-	-	-	-	-
Tobacco leaf imports	metric tons	-	-	-	-	1630
Tobacco leaf exports (% of total exports)	metric tons (%)	- (-)	- (-)	- (-)	- (-)	- (-)
Cigarette production	sticks in millions	1513	2724	979	752	2559
Tobacco leaf production	metric tons	41048	53343	40000	37577	47233
Land devoted to tobacco growing (% of agricultural land)	hectares (%)	52205 (0.48%)	57852 (0.56%)	30400 (0.29%)	31187 (0.30%)	29093 (0.27%)
Employment in tobacco manufacturing	people	-	-	1635	1541	-

Retail Price of 20 Cigarettes with Tax

Type	US \$	Local
Domestic brand	-	-
Foreign brand	-	0.67

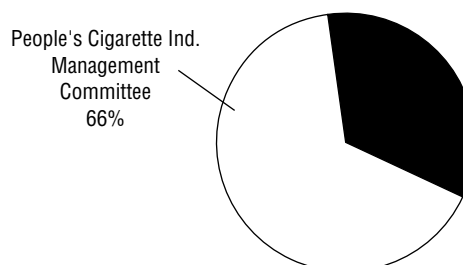
Source: EIU, September 2000

Cigarette Taxes and Duties

Excise tax	125% of ex-factory costs
Import duty	300%

Source: TMA

Market Share by Cigarette Manufacturer, 2001



Source: TMA

## SMOKING-RELATED DISEASE IMPACT

**Mortality from Cancer, Respiratory and Circulatory Disease, 2000**  
Numbers of deaths/World age-standardized mortality rate per 100,000 population

Disease	Male		Female		Ages	Disease	Male		Female		Ages
	Number	Rate	Number	Rate			Number	Rate	Number	Rate	
Trachea, lung, and bronchus cancer	3691	92.8	1911	43.0	45+	Ischemic heart disease	-	-	-	-	
Lip, oral cavity, and pharynx cancer	1890	47.7	713	16.0	45+	Stroke	-	-	-	-	
Respiratory disease	-	-	-	-		Other diseases of the circulatory system	-	-	-	-	
						All causes	-	-	-	-	

Source: Ferlay, J., Bray, F., Pisani, P. and Parkin, D.M. (2001). *GLOBOCAN 2000: Cancer Incidence, Mortality and Prevalence Worldwide, Version 1.0*. [CD-ROM]. IARC CancerBase No. 5. Lyon: IARC Press. Available at URL: <http://www-dep.iarc.fr/globocan/globocan.html>

## INFRASTRUCTURE FOR TOBACCO CONTROL

### National Tobacco Control Provisions

Tobacco Bans and Restrictions	Not				Tobacco Requirements and Regulations	Not			
	Banned	Restricted	Regulated	Unknown		Required	Regulated	Regulated	Unknown
Advertising in certain media		X			Advertising health warnings/messages				X
Advertising to certain audiences				X	Age verification for sales				X
Advertising in certain locations				X	Manufacturing licensure				X
Advertisement content or design				X	Package health warning/message	X			
Sponsorship or promotion for certain audiences				X	Label design on packaging				X
Sponsorship advertising of events				X	Ingredient/constituent information on package label			X	
Brand stretching				X	Amount of tar				X
Sales to minors			X		Amount of nicotine				X
Sales by minors				X	Amount of other ingredients/constituents				X
Place of sales				X	Product constituents as confidential information				X
Vending machines				X	Product constituents as public information				X
Free products				X	Constituent disclosure by brand				X
Single cigarette sales				X	Constituent disclosure in the aggregate				X
Misleading information on packaging				X					
Smoking in government buildings (incl. worksites)				X	<b>Other Provisions</b>	<b>Yes</b>	<b>No</b>	<b>Unknown</b>	
Smoking in private worksites				X	National tobacco control committee	X			
Smoking in educational facilities				X	Tobacco control education/promotion	X			
Smoking in health care facilities				X	Anti-smuggling provisions			X	
Smoking on buses	X				Litigation enabling provisions			X	
Smoking on trains				X					
Smoking in taxis				X					
Smoking on ferries				X					
Smoking on domestic air flights				X					
Smoking on international air flights				X					
Smoking in restaurants				X					
Smoking in nightclubs and bars				X					
Smoking in other public places		X							

Refer to Appendix B for more information about national tobacco control provisions.

**Population (millions)**

	1995	2000	2025	2050
All adults, ages 15+	0.895	0.988	1.777	2.759
Female adults	0.463	0.507	0.885	1.371
All youth, ages 0-14	0.690	0.768	0.999	0.904
Female youth	0.343	0.382	0.497	0.448

Source: United Nations Population Division, World Population Prospects 1950-2050 (2000 revision)

**Real GDP per capita (PPP), US Dollars**

1975	4581
1980	4714
1985	4160
1990	3818
1995	4162
2000	4275

Source: World Health Report 2002

**SMOKING PREVALENCE**

Adult, 1994		Youth		Health Professionals	
Males	65	Males	-	Males	-
Females	35	Females	-	Females	-
		Overall	-	Overall	-

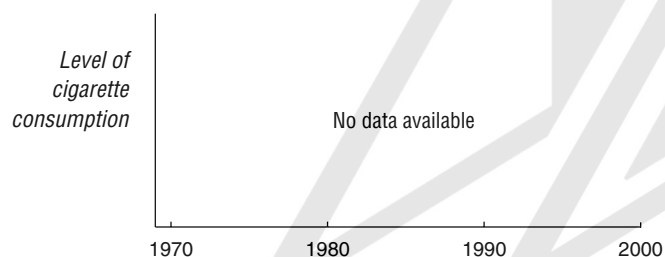
Adult: Estimated tobacco use according to the Ministry of Health; World Health Organization. (1997). *Tobacco or Health: a global status report*. Geneva: WHO.

Youth: No data available

Health professional: No data available

**TOBACCO ECONOMY**

**Annual per capita Consumption, Three Year Moving Average**



**Annual Cigarette Consumption**

Year	Per capita Consumption (cigarette sticks)	Total Consumption (millions of cigarette sticks)
1970	-	-
1980	-	-
1990	-	-
1995	-	-
2000	-	-

**Annual Tobacco Trade and Agriculture Statistics**

	Unit of Measurement	1970	1980	1990	1995	2000
Cigarette imports	sticks in millions	-	-	-	-	1420
Cigarette exports	sticks in millions	-	-	-	-	1239
Tobacco leaf imports	metric tons	-	-	-	-	416
Tobacco leaf exports (% of total exports)	metric tons (%)	- (-)	- (-)	- (-)	- (-)	13 (0.00%)
Cigarette production	sticks in millions	-	-	-	-	-
Tobacco leaf production	metric tons	-	-	-	-	-
Land devoted to tobacco growing (% of agricultural land)	hectares (%)	- (-)	- (-)	- (-)	- (-)	- (-)
Employment in tobacco manufacturing	people	-	-	-	-	-

**Retail Price of 20 Cigarettes with Tax**

Type	US \$	Local
MPPC	\$1.16	10.00

Source: TJI, 2001

**Market Share by Cigarette Manufacturer**



**Cigarette Taxes and Duties**

Excise tax	-
Sales tax	-
Import duty	-

Source: No data available

## SMOKING-RELATED DISEASE IMPACT

**Mortality from Cancer, Respiratory and Circulatory Disease, 2000**  
Numbers of deaths/World age-standardized mortality rate per 100,000 population

Disease	Male		Female		Ages	Disease	Male		Female		Ages
	Number	Rate	Number	Rate			Number	Rate	Number	Rate	
Trachea, lung, and bronchus cancer	30	25.5	7	4.7	45+	Ischemic heart disease	-	-	-	-	
Lip, oral cavity, and pharynx cancer	96	82.2	37	27.0	45+	Stroke	-	-	-	-	
Respiratory disease	-	-	-	-		Other diseases of the circulatory system	-	-	-	-	
						All causes	-	-	-	-	

Source: Ferlay, J., Bray, F., Pisani, P. and Parkin, D.M. (2001). *GLOBOCAN 2000: Cancer Incidence, Mortality and Prevalence Worldwide, Version 1.0*. [CD-ROM]. IARC CancerBase No. 5. Lyon: IARC Press. Available at URL: <http://www-dep.iarc.fr/globocan/globocan.html>

## INFRASTRUCTURE FOR TOBACCO CONTROL

### National Tobacco Control Provisions

Tobacco Bans and Restrictions	Not				Tobacco Requirements and Regulations	Not			
	Banned	Restricted	Regulated	Unknown		Required	Regulated	Regulated	Unknown
Advertising in certain media			X		Advertising health warnings/messages			X	
Advertising to certain audiences			X		Age verification for sales			X	
Advertising in certain locations			X		Manufacturing licensure			X	
Advertisement content or design			X		Package health warning/message	X			
Sponsorship or promotion for certain audiences			X		Label design on packaging			X	
Sponsorship advertising of events			X		Ingredient/constituent information on package label			X	
Brand stretching			X		Amount of tar			X	
Sales to minors			X		Amount of nicotine			X	
Sales by minors			X		Amount of other ingredients/constituents			X	
Place of sales			X		Product constituents as confidential information			X	
Vending machines			X		Product constituents as public information			X	
Free products			X		Constituent disclosure by brand			X	
Single cigarette sales			X		Constituent disclosure in the aggregate			X	
Misleading information on packaging			X						
Smoking in government buildings (incl. worksites)			X		<b>Other Provisions</b>	<b>Yes</b>	<b>No</b>	<b>Unknown</b>	
Smoking in private worksites			X		National tobacco control committee			X	
Smoking in educational facilities			X		Tobacco control education/promotion			X	
Smoking in health care facilities			X		Anti-smuggling provisions			X	
Smoking on buses			X		Litigation enabling provisions			X	
Smoking on trains			X						
Smoking in taxis			X						
Smoking on ferries			X						
Smoking on domestic air flights			X						
Smoking on international air flights			X						
Smoking in restaurants			X						
Smoking in nightclubs and bars			X						
Smoking in other public places			X						

Refer to Appendix B for more information about national tobacco control provisions.

## Population (millions)

	1995	2000	2025	2050
Total	0.011	0.012	0.020	0.026
Females	0.005	0.006	0.010	0.013
Males	0.006	0.006	0.010	0.013

Source: Food and Agriculture Organization of the United Nations (FAO 2001)

## Real GDP per capita (PPP), US Dollars

1975	6522
1980	8435
1985	10566
1990	9763
1995	6058
2000	4765

Source: World Health Report 2002

## SMOKING PREVALENCE

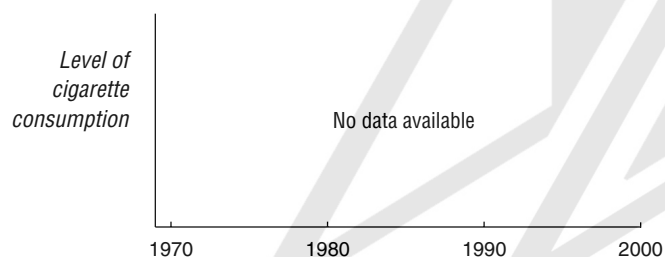
Adult (25 Years & Older), 1994		Young Adult (20-24 Year Olds), 1975		Health Professionals	
Males	49.8	Males	32	Males	-
Females	59.0	Females	57	Females	-
				Overall	-

Adult: Current daily smoker; Information provided by J.N. Shaw. Reported in Strong, K. and Bonita, R. (2003). *The SuRF Report 1. Surveillance of Risk Factors related to Noncommunicable Diseases: Current status of global data*. Geneva: WHO.Youth: Cigarette smoking; World Health Organization. (1997). *Tobacco or health: a global status report*. Geneva: WHO.

Health professional: No data available

## TOBACCO ECONOMY

## Annual per capita Consumption, Three Year Moving Average



## Annual Cigarette Consumption

Year	Per capita Consumption (cigarette sticks)	Total Consumption (millions of cigarette sticks)
1970	-	-
1980	-	-
1990	-	-
1995	-	-
2000	-	-

## Annual Tobacco Trade and Agriculture Statistics

	Unit of Measurement	1970	1980	1990	1995	2000
Cigarette imports	sticks in millions	-	-	-	-	-
Cigarette exports	sticks in millions	-	-	-	-	-
Tobacco leaf imports	metric tons	-	-	-	-	-
Tobacco leaf exports (% of total exports)	metric tons (%)	- (-)	- (-)	- (-)	- (-)	- (-)
Cigarette production	sticks in millions	-	-	-	-	-
Tobacco leaf production	metric tons	-	-	-	-	-
Land devoted to tobacco growing (% of agricultural land)	hectares (%)	- (-)	- (-)	- (-)	- (-)	- (-)
Employment in tobacco manufacturing	people	-	-	-	-	-

## Retail Price of 20 Cigarettes with Tax

Type	US \$	Local
Domestic brand	-	-
Foreign brand	-	-


Source: No data available

## Cigarette Taxes and Duties

Excise tax	-
Sales tax	-
Import duty	-

Source: No data available

## Market Share by Cigarette Manufacturer



## SMOKING-RELATED DISEASE IMPACT

**Mortality from Cancer, Respiratory and Circulatory Disease**  
Numbers of deaths/World age-standardized mortality rate per 100,000 population

<i>Disease</i>	<i>Male</i>		<i>Female</i>		<i>Ages</i>	<i>Disease</i>	<i>Male</i>		<i>Female</i>		<i>Ages</i>
	<i>Number</i>	<i>Rate</i>	<i>Number</i>	<i>Rate</i>			<i>Number</i>	<i>Rate</i>	<i>Number</i>	<i>Rate</i>	
Trachea, lung, and bronchus cancer	-	-	-	-		Ischemic heart disease	-	-	-	-	
Lip, oral cavity, and pharynx cancer	-	-	-	-		Stroke	-	-	-	-	
Respiratory disease	-	-	-	-		Other diseases of the circulatory system	-	-	-	-	
						All causes	-	-	-	-	

Source: No data available

## INFRASTRUCTURE FOR TOBACCO CONTROL

### National Tobacco Control Provisions

<i>Tobacco Bans and Restrictions</i>	<i>Not</i>				<i>Tobacco Requirements and Regulations</i>	<i>Not</i>			
	<i>Banned</i>	<i>Restricted</i>	<i>Regulated</i>	<i>Unknown</i>		<i>Required</i>	<i>Regulated</i>	<i>Regulated</i>	<i>Unknown</i>
Advertising in certain media			X		Advertising health warnings/messages			X	
Advertising to certain audiences			X		Age verification for sales			X	
Advertising in certain locations			X		Manufacturing licensure				X
Advertisement content or design			X		Package health warning/message			X	
Sponsorship or promotion for certain audiences			X		Label design on packaging			X	
Sponsorship advertising of events			X		Ingredient/constituent information on package label			X	
Brand stretching			X		Amount of tar			X	
Sales to minors	X				Amount of nicotine			X	
Sales by minors			X		Amount of other ingredients/constituents			X	
Place of sales			X		Product constituents as confidential information			X	
Vending machines			X		Product constituents as public information			X	
Free products			X		Constituent disclosure by brand			X	
Single cigarette sales			X		Constituent disclosure in the aggregate			X	
Misleading information on packaging			X						
Smoking in government buildings (incl. worksites)	X				<b>Other Provisions</b>	<i>Yes</i>	<i>No</i>	<i>Unknown</i>	
Smoking in private worksites			X		National tobacco control committee		X		
Smoking in educational facilities			X		Tobacco control education/promotion		X		
Smoking in health care facilities			X		Anti-smuggling provisions			X	
Smoking on buses			X		Litigation enabling provisions		X		
Smoking on trains			X						
Smoking in taxis			X						
Smoking on ferries			X						
Smoking on domestic air flights		X							
Smoking on international air flights		X							
Smoking in restaurants			X						
Smoking in nightclubs and bars			X						
Smoking in other public places				X					

Refer to Appendix B for more information about national tobacco control provisions.

**Population (millions)**

	1995	2000	2025	2050
All adults, ages 15+	12.012	13.588	25.822	40.057
Female adults	5.874	6.663	12.739	19.969
All youth, ages 0-14	8.428	9.455	12.883	12.358
Female youth	4.064	4.569	6.263	6.037

Source: United Nations Population Division, World Population Prospects 1950-2050 (2000 revision)

**Real GDP per capita (PPP), US Dollars**

1975	687
1980	696
1985	795
1990	887
1995	1013
2000	1130

Source: World Health Report 2002

**SMOKING PREVALENCE**

Adult (10 Years & Older), 2000		Youth, 2001		Health Professionals	
Males	39.5	Males	15.3	Males	-
Females	23.8	Females	6.4	Females	-
Overall	31.6	Overall	7.8	Overall	-

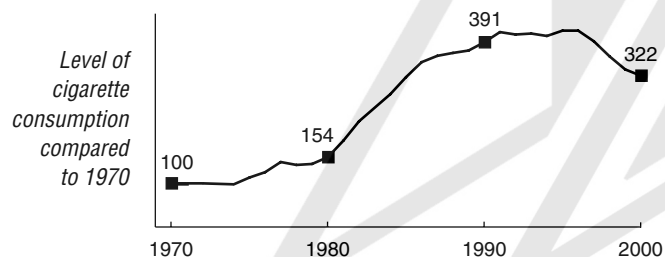
Adult: Smokers; Pande, B., Karki, Y. and Plant, K. (2001). *A study on tobacco economics in Nepal*. Reported in Strong, K. and Bonita, R. (2003). *The SuRF Report 1. Surveillance of Risk Factors related to Noncommunicable Diseases: Current status of global data*. Geneva: WHO.

Youth: (Males and Females) Currently use any tobacco product, standards 8-10; Global Youth Tobacco Survey Collaborative Group. (2002). *Nepal GYTS Fact Sheet*. Available at URL: [http://www.cdc.gov/Tobacco/global/gyts/GYTS\\_factsheets.htm](http://www.cdc.gov/Tobacco/global/gyts/GYTS_factsheets.htm). (Overall) Currently use any tobacco product, students 13-15 years old; Global Youth Tobacco Survey Collaborative Group. (2002). Special Report: Tobacco use among youth: a cross country comparison. *Tobacco Control 11: 252-270*.

Health professional: No data available

**TOBACCO ECONOMY**

**Annual per capita Consumption, Three Year Moving Average, 1970 = 100**



**Annual Cigarette Consumption**

Year	Per capita Consumption (cigarette sticks)	Total Consumption (millions of cigarette sticks)
1970	160	1135
1980	214	1851
1989	626	6695
1995	677	8136
2000	520	7069

**Annual Tobacco Trade and Agriculture Statistics**

	Unit of Measurement	1970	1980	1990	1995	2000
Cigarette imports	sticks in millions	-	40	4	70	90
Cigarette exports	sticks in millions	-	-	-	1	-
Tobacco leaf imports	metric tons	2170	2	5000	4124	7350
Tobacco leaf exports (% of total exports)	metric tons (%)	- (-)	241 (0.31%)	90 (0.03%)	- (-)	40 (0.01%)
Cigarette production	sticks in millions	11135	1811	6691	8067	6979
Tobacco leaf production	metric tons	6700	5500	6600	5447	3809
Land devoted to tobacco growing (% of agricultural land)	hectares (%)	8800 (0.24%)	7520 (0.18%)	7610 (0.18%)	6028 (0.13%)	4283 (0.09%)
Employment in tobacco manufacturing	people	-	-	4660	-	-

**Retail Price of 20 Cigarettes with Tax**

Type	US \$	Local
MPPC	\$0.20	14.20
Foreign brand	\$1.00	69.00

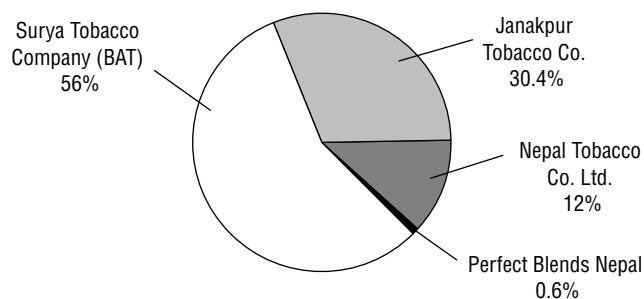
Source: TJI, SEAR, 2001

**Cigarette Taxes and Duties**

Excise tax	285-675 LCU/1000 filter cigs based on length; 110 LCU/1000 plain cigs
Sales tax	10%
Import duty	675 LCU/1000 cigs

Source: TMA

**Market Share by Cigarette Manufacturer, 1999**



Source: TMA



## SMOKING-RELATED DISEASE IMPACT

**Mortality from Cancer, Respiratory and Circulatory Disease, 2000**  
Numbers of deaths/World age-standardized mortality rate per 100,000 population

Disease	Male		Female		Ages	Disease	Male		Female		Ages
	Number	Rate	Number	Rate			Number	Rate	Number	Rate	
Trachea, lung, and bronchus cancer	690	39.9	130	7.5	45+	Ischemic heart disease	-	-	-	-	
Lip, oral cavity, and pharynx cancer	907	51.8	412	23.2	45+	Stroke	-	-	-	-	
Respiratory disease	-	-	-	-		Other diseases of the circulatory system	-	-	-	-	
						All causes	-	-	-	-	

Source: Ferlay, J., Bray, F., Pisani, P. and Parkin, D.M. (2001). *GLOBOCAN 2000: Cancer Incidence, Mortality and Prevalence Worldwide, Version 1.0*. [CD-ROM]. IARC CancerBase No. 5. Lyon: IARC Press. Available at URL: <http://www-dep.iarc.fr/globocan/globocan.html>

## INFRASTRUCTURE FOR TOBACCO CONTROL

### National Tobacco Control Provisions

Tobacco Bans and Restrictions	Not				Tobacco Requirements and Regulations	Not			
	Banned	Restricted	Regulated	Unknown		Required	Regulated	Regulated	Unknown
Advertising in certain media		X			Advertising health warnings/messages				X
Advertising to certain audiences				X	Age verification for sales				X
Advertising in certain locations				X	Manufacturing licensure				X
Advertisement content or design				X	Package health warning/message	X			
Sponsorship or promotion for certain audiences				X	Label design on packaging		X		
Sponsorship advertising of events				X	Ingredient/constituent information on package label				X
Brand stretching				X	Amount of tar				X
Sales to minors				X	Amount of nicotine				X
Sales by minors				X	Amount of other ingredients/constituents				X
Place of sales				X	Product constituents as confidential information				X
Vending machines				X	Product constituents as public information				X
Free products				X	Constituent disclosure by brand				X
Single cigarette sales				X	Constituent disclosure in the aggregate				X
Misleading information on packaging				X					
Smoking in government buildings (incl. worksites)	X				<b>Other Provisions</b>	<b>Yes</b>	<b>No</b>	<b>Unknown</b>	
Smoking in private worksites	X				National tobacco control committee			X	
Smoking in educational facilities	X				Tobacco control education/promotion			X	
Smoking in health care facilities	X				Anti-smuggling provisions			X	
Smoking on buses		X			Litigation enabling provisions			X	
Smoking on trains		X							
Smoking in taxis		X							
Smoking on ferries		X							
Smoking on domestic air flights	X								
Smoking on international air flights				X					
Smoking in restaurants				X					
Smoking in nightclubs and bars				X					
Smoking in other public places				X					

Refer to Appendix B for more information about national tobacco control provisions.

## Population (millions)

	1995	2000	2025	2050
All adults, ages 15+	12.616	12.962	14.193	13.516
Female adults	6.424	6.585	7.206	6.921
All youth, ages 0-14	2.843	2.902	2.378	2.329
Female youth	1.390	1.417	1.160	1.136

Source: United Nations Population Division, World Population Prospects 1950-2050 (2000 revision)

## Real GDP per capita (PPP), US Dollars

1975	15346
1980	16882
1985	17553
1990	19826
1995	21280
2000	24731

Source: World Health Report 2002

## SMOKING PREVALENCE

## Adult (15 Years &amp; Older), 2001

Males	32.2
Females	25.3

## Youth (10-19 Year Olds), 2000

Males	27
Females	26
Overall	27

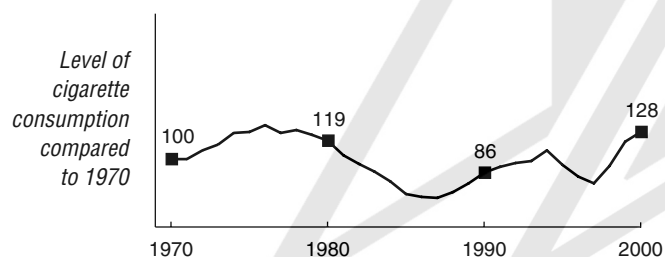
## General Practitioners, 1989

Males	41
Females	24

Adult: Daily cigarette smoking; Statistics Netherlands. (2001). *Continuous quality of life survey (POLS)*. Reported in Strong, K. and Bonita, R. (2003). *The SuRF Report 1. Surveillance of Risk Factors related to Noncommunicable Diseases: Current status of global data*. Geneva: WHO.Youth: Smoked during the previous four weeks; Stichting Volksgezondheid en Roken (Stivoro). [Dutch Foundation on Smoking and Health]. (2001). *Jaarverslag 2000*. Den Haag: Stivoro. Reported in World Health Organization. (2002). *European Country Profiles on Tobacco Control, 2001*. Copenhagen: WHO Regional Office for Europe.Health professional: Daily and occasional smoking among physicians registered with the General Practitioners Association; Dekker, H.M., Looman, C.W., Adriaanse, H.P. and van der Maas, P.J. (1993). Prevalence of smoking among physicians and medical students and the generation effect in the Netherlands. *Social Science and Medicine* 36(6): 817-822.

## TOBACCO ECONOMY

## Annual per capita Consumption, Three Year Moving Average, 1970 = 100



## Annual Cigarette Consumption

Year	Per capita Consumption (cigarette sticks)	Total Consumption (millions of cigarette sticks)
1970	2080	19722
1980	2708	29761
1990	1902	23251
1995	2845	35891
2000	2951	38253

## Annual Tobacco Trade and Agriculture Statistics

	Unit of Measurement	1970	1980	1990	1995	2000
Cigarette imports	sticks in millions	1765	19173	14239	17468	16732
Cigarette exports	sticks in millions	4973	30117	69333	82180	101550
Tobacco leaf imports	metric tons	54944	96590	91557	87270	154187
Tobacco leaf exports (% of total exports)	metric tons (%)	6507 (0.09%)	15636 (0.10%)	11802 (0.07%)	6131 (0.03%)	29340 (0.07%)
Cigarette production	sticks in millions	22930	40705	78345	100603	123071
Tobacco leaf production	metric tons	-	-	-	-	-
Land devoted to tobacco growing (% of agricultural land)	hectares (%)	- (-)	- (-)	- (-)	- (-)	- (-)
Employment in tobacco manufacturing	people	10000	9000	6461	4957	-

## Retail Price of 20 Cigarettes with Tax

Type	US \$	Local
Domestic brand	\$3.17	3.20
Foreign brand	\$3.17	3.20

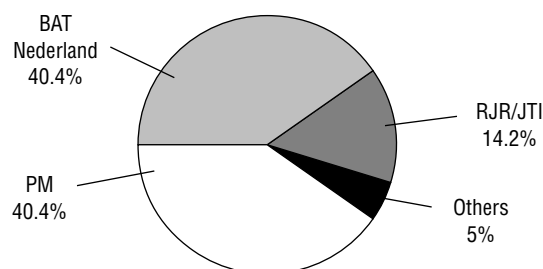
Source: EIU, September 2002

## Cigarette Taxes and Duties

Excise tax	113.55 LCU/1000 cigs
Excise tax	20.51% of retail price
Sales tax	19%

Source: ERC

## Market Share by Cigarette Manufacturer, 2000



Source: ERC

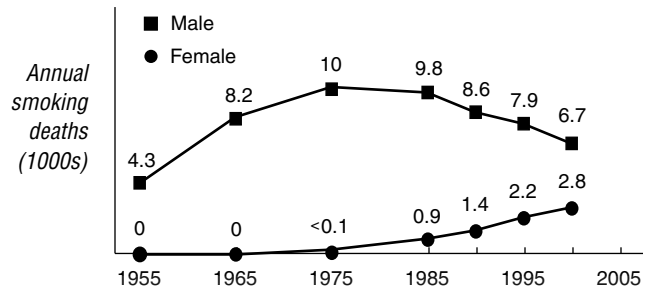
## SMOKING-ATTRIBUTED DISEASE IMPACT

Numbers of Deaths Attributed to Smoking/Total Deaths (thousands), 2000

Cause	Males (by age)			Females (by age)		
	0-34	35-69	70+	0-34	35-69	70+
Lung cancer	-/0.0	2.4/2.7	3.4/3.6	-/0.0	1.0/1.3	0.7/1.0
All cancer	-/0.2	3.6/8.4	5.0/12	-/0.2	1.3/6.7	1.0/10
Vascular	-/0.1	1.7/6.8	2.5/17	-/0.1	0.6/2.9	1.1/23
Respiratory	-/0.0	0.6/1.0	3.2/6.6	-/0.0	0.4/0.7	1.4/6.2
All other	-/1.9	0.9/5.4	1.2/9.4	-/1.1	0.5/3.1	0.8/18
All causes	-/2.3	6.7/22	12/45	-/1.4	2.8/13	4.2/57

Source: Peto, Lopez, et al., 1992, 1994 (update 2003)

Smoking-Attributed Numbers of Deaths per Year, Ages 35-69 Only



## INFRASTRUCTURE FOR TOBACCO CONTROL

National Tobacco Control Provisions

Tobacco Bans and Restrictions	Not				Tobacco Requirements and Regulations	Not			
	Banned	Restricted	Regulated	Unknown		Required	Regulated	Regulated	Unknown
Advertising in certain media		X			Advertising health warnings/messages	X			
Advertising to certain audiences				X	Age verification for sales				X
Advertising in certain locations			X		Manufacturing licensure			X	
Advertisement content or design		X			Package health warning/message	X			
Sponsorship or promotion for certain audiences			X		Label design on packaging		X		
Sponsorship advertising of events				X	Ingredient/constituent information on package label			X	
Brand stretching			X		Amount of tar			X	
Sales to minors			X		Amount of nicotine			X	
Sales by minors				X	Amount of other ingredients/constituents			X	
Place of sales		X			Product constituents as confidential information				X
Vending machines			X		Product constituents as public information				X
Free products			X		Constituent disclosure by brand				X
Single cigarette sales			X		Constituent disclosure in the aggregate				X
Misleading information on packaging				X					
Smoking in government buildings (incl. worksites)		X			<b>Other Provisions</b>	<b>Yes</b>	<b>No</b>	<b>Unknown</b>	
Smoking in private worksites		X			National tobacco control committee	X			
Smoking in educational facilities		X			Tobacco control education/promotion	X			
Smoking in health care facilities		X			Anti-smuggling provisions			X	
Smoking on buses			X		Litigation enabling provisions			X	
Smoking on trains			X						
Smoking in taxis				X					
Smoking on ferries				X					
Smoking on domestic air flights			X						
Smoking on international air flights			X						
Smoking in restaurants			X						
Smoking in nightclubs and bars			X						
Smoking in other public places		X							

Refer to Appendix B for more information about national tobacco control provisions.

**Population (millions)**

	1995	2000	2025	2050
All adults, ages 15+	2.771	2.911	3.556	3.682
Female adults	1.425	1.495	1.822	1.890
All youth, ages 0-14	0.833	0.867	0.746	0.757
Female youth	0.405	0.422	0.362	0.367

Source: United Nations Population Division, World Population Prospects 1950-2050 (2000 revision)

**Real GDP per capita (PPP), US Dollars**

1975	15512
1980	15550
1985	17100
1990	16916
1995	18333
2000	20100

Source: World Health Report 2002

**SMOKING PREVALENCE**

**Adult (15 Years & Older), 2001**

Males	25.1
Females	24.8
Overall	24.9

**Youth (14-15 Year Olds), 2001**

Males	16.3
Females	22

**Physicians, 1996**

Males	5
Females	5

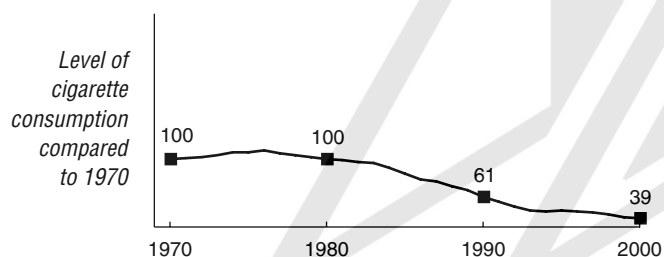
Adult: Cigarette smoking; Ministry of Health. (2002). *Tobacco Facts. Public Health Intelligence Occasional Report, No.2*. Wellington,: Author.

Youth: Daily or at least weekly smoking; Ministry of Health. ( 2002). *Tobacco Facts. Public Health Intelligence Occasional Report, No.2*. Wellington: Author.

Health professional: Regular smoking (one or more cigarettes daily, excluding cigars, pipes & cigarillos) measured by the New Zealand population census; Hay, D.R. (1998). Cigarette smoking by New Zealand doctors and nurses. *New Zealand Medical Journal* 111(1062): 102-104.

**TOBACCO ECONOMY**

**Annual per capita Consumption, Three Year Moving Average, 1970 = 100**



**Annual Cigarette Consumption**

Year	Per capita Consumption (cigarette sticks)	Total Consumption (millions of cigarette sticks)
1970	2788	5364
1980	2710	6182
1990	1724	4438
1995	1202	3331
2000	997	2903

**Annual Tobacco Trade and Agriculture Statistics**

	Unit of Measurement	1970	1980	1990	1995	2000
Cigarette imports	sticks in millions	52	62	32	89	387
Cigarette exports	sticks in millions	52	156	83	96	184
Tobacco leaf imports	metric tons	2155	3506	3286	3142	3343
Tobacco leaf exports (% of total exports)	metric tons (%)	2 (0.00%)	13 (0.00%)	8 (0.00%)	30 (0.00%)	24 (0.00%)
Cigarette production	sticks in millions	5364	6276	4489	3338	2700
Tobacco leaf production	metric tons	3248	3250	825	200	-
Land devoted to tobacco growing (% of agricultural land)	hectares (%)	2033 (0.01%)	1513 (0.01%)	450 (0.00%)	150 (0.00%)	- (-)
Employment in tobacco manufacturing	people	1170	1157	820	490	-

**Retail Price of 20 Cigarettes with Tax**

Type	US \$	Local
Domestic brand	\$4.21	9.02
Foreign brand	\$4.30	9.20

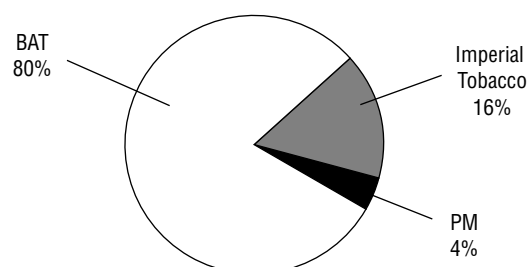
Source: EIU, September 2002

**Cigarette Taxes and Duties**

Excise tax	246.95-308.69 LCU/kg based on tobacco content
Sales tax	12.5%

Source: ERC

**Market Share by Cigarette Manufacturer, 2000**



Source: TMA

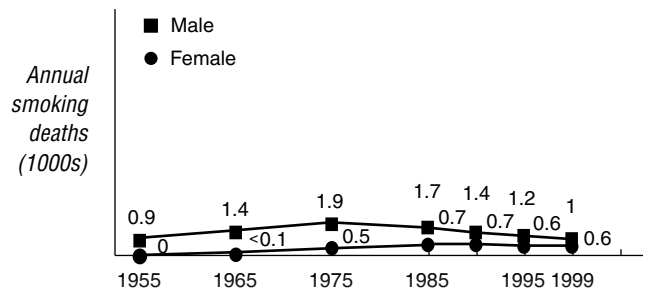
## SMOKING-ATTRIBUTED DISEASE IMPACT

Numbers of Deaths Attributed to Smoking/Total Deaths (thousands), 1999

Cause	Males (by age)			Females (by age)		
	0-34	35-69	70+	0-34	35-69	70+
Lung cancer	-/0.0	0.3/0.4	0.5/0.5	-/0.0	0.2/0.3	0.2/0.3
All cancer	-/0.1	0.5/1.6	0.7/2.4	-/0.1	0.3/1.5	0.3/2.0
Vascular	-/0.0	0.3/1.6	0.4/4.2	-/0.0	0.2/0.7	0.4/5.2
Respiratory	-/0.0	0.1/0.2	0.6/1.1	-/0.0	0.1/0.2	0.5/1.2
All other	-/0.8	0.1/1.0	0.1/1.3	-/0.4	0.1/0.6	0.1/2.0
All causes	-/1.0	1.0/4.5	1.8/8.9	-/0.5	0.6/3.0	1.4/10

Source: Peto, Lopez, et al., 1992, 1994 (update 2003)

Smoking-Attributed Numbers of Deaths per Year, Ages 35-69 Only



## INFRASTRUCTURE FOR TOBACCO CONTROL

National Tobacco Control Provisions

Tobacco Bans and Restrictions	Not				Tobacco Requirements and Regulations	Not			
	Banned	Restricted	Regulated	Unknown		Required	Regulated	Regulated	Unknown
Advertising in certain media		X			Advertising health warnings/messages			X	
Advertising to certain audiences			X		Age verification for sales			X	
Advertising in certain locations		X			Manufacturing licensure				X
Advertisement content or design		X			Package health warning/message	X			
Sponsorship or promotion for certain audiences			X		Label design on packaging		X		
Sponsorship advertising of events		X			Ingredient/constituent information on package label	X			
Brand stretching		X			Amount of tar			X	
Sales to minors	X				Amount of nicotine			X	
Sales by minors			X		Amount of other ingredients/constituents			X	
Place of sales			X		Product constituents as confidential information			X	
Vending machines		X			Product constituents as public information		X		
Free products	X				Constituent disclosure by brand		X		
Single cigarette sales	X				Constituent disclosure in the aggregate			X	
Misleading information on packaging			X						
Smoking in government buildings (incl. worksites)		X							
Smoking in private worksites		X							
Smoking in educational facilities		X							
Smoking in health care facilities	X								
Smoking on buses	X								
Smoking on trains		X							
Smoking in taxis	X								
Smoking on ferries		X							
Smoking on domestic air flights	X								
Smoking on international air flights			X						
Smoking in restaurants		X							
Smoking in nightclubs and bars		X							
Smoking in other public places		X							

Other Provisions	Yes	No	Unknown
National tobacco control committee		X	
Tobacco control education/promotion	X		
Anti-smuggling provisions			X
Litigation enabling provisions		X	

Refer to Appendix B for more information about national tobacco control provisions.

Population (millions)

	1995	2000	2025	2050
All adults, ages 15+	2.436	2.910	6.036	8.950
Female adults	1.247	1.486	3.048	4.516
All youth, ages 0-14	1.990	2.162	2.570	2.528
Female youth	0.980	1.062	1.258	1.235

Source: United Nations Population Division, World Population Prospects 1950-2050 (2000 revision)

Real GDP per capita (PPP), US Dollars

1975	8421
1980	4467
1985	3639
1990	2280
1995	2118
2000	2308

Source: World Health Report 2002

SMOKING PREVALENCE

Adult (Young), 1988

Males	51
Females	16

Youth (11-22 Year Olds), 2001

Male	49.6
Females	23.9
Overall	35.5

Health Professionals

Males	-
Females	-
Overall	-

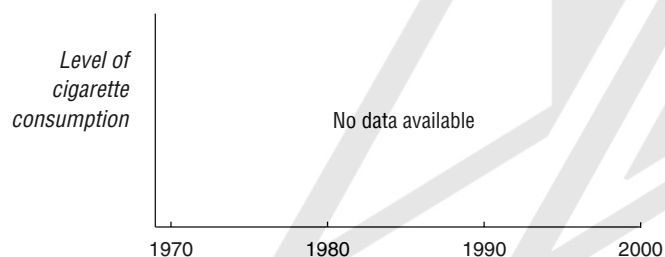
Adult: Current smoking in northern Nicaragua among rural agricultural and urban industrial workers with an average age of 33 years for men and 25 years for women, measured by the Nicaragua-Sweden Cooperative Program on Occupational Health Research; Quintero, C., Andersson, K., McConnel, R. and Hogstedt, C. (1989). *Valores de referencia para funcion pulmonar en trabajadores nicaraguenses*. Orebros: Universidad Nacional Autonoma de Nicaragua.

Youth: Current daily smoking; Ministerio de Salud. Urban schools in Leon City. Information provided by WHO PAHO Regional Office (April 29, 2003).

Health professional: No data available

TOBACCO ECONOMY

Annual per capita Consumption, Three Year Moving Average



Annual Cigarette Consumption

Year	Per capita Consumption (cigarette sticks)	Total Consumption (millions of cigarette sticks)
1970	-	-
1980	-	-
1990	-	-
1995	-	-
2000	-	-

Annual Tobacco Trade and Agriculture Statistics

	Unit of Measurement	1970	1980	1990	1995	2000
Cigarette imports	sticks in millions	134	1	-	25	1924
Cigarette exports	sticks in millions	64	-	-	-	2
Tobacco leaf imports	metric tons	120	107	106	791	36
Tobacco leaf exports (% of total exports)	metric tons (%)	575 (1.08%)	423 (0.35%)	494 (0.43%)	457 (0.49%)	1149 (0.88%)
Cigarette production	sticks in millions	-	-	-	-	-
Tobacco leaf production	metric tons	1845	2811	1255	1814	1479
Land devoted to tobacco growing (% of agricultural land)	hectares (%)	1032 (0.02%)	1645 (0.03%)	840 (0.01%)	1325 (0.02%)	934 (0.01%)
Employment in tobacco manufacturing	people	252	606	-	-	-

Retail Price of 20 Cigarettes with Tax

Type	US \$	Local
MPPC	\$0.82	11.00

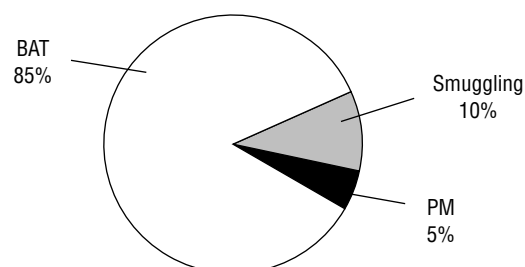
Source: TJI, 2001

Cigarette Taxes and Duties

Excise tax (domestic)	40% of ex-factory price
Sales tax	15%
Import duty	39%
Imports from CACM countries are duty free	

Source: TMA

Market Share by Cigarette Manufacturer, 2001



Source: Dr. Julio César Bendaña (MIFIC), PAHO

## SMOKING-RELATED DISEASE IMPACT

**Mortality from Cancer, Respiratory and Circulatory Disease, 2000**  
Numbers of deaths/World age-standardized mortality rate per 100,000 population

Disease	Male		Female		Ages	Disease	Male		Female		Ages
	Number	Rate	Number	Rate			Number	Rate	Number	Rate	
Trachea, lung, and bronchus cancer	80	22.2	44	9.7	35+	Ischemic heart disease	650	227.3	591	160.0	35+
Lip, oral cavity, and pharynx cancer	15	4.1	4	1.1	35+	Stroke	442	160.1	498	126.2	35+
Respiratory disease	127	51.2	87	23.6	35+	Other diseases of the circulatory system	293	118.3	249	67.1	35+
						All causes	9784	3056.5	7860	1908.7	35+

Source: World Health Organization. (2003). *WHO Mortality Database*. Geneva: WHO.

## INFRASTRUCTURE FOR TOBACCO CONTROL

### National Tobacco Control Provisions

Tobacco Bans and Restrictions	Not				Tobacco Requirements and Regulations	Not			
	Banned	Restricted	Regulated	Unknown		Required	Regulated	Regulated	Unknown
Advertising in certain media		X			Advertising health warnings/messages	X			
Advertising to certain audiences	X				Age verification for sales				X
Advertising in certain locations		X			Manufacturing licensure			X	
Advertisement content or design				X	Package health warning/message	X			
Sponsorship or promotion for certain audiences	X				Label design on packaging		X		
Sponsorship advertising of events		X			Ingredient/constituent information on package label			X	
Brand stretching			X		Amount of tar			X	
Sales to minors	X				Amount of nicotine			X	
Sales by minors			X		Amount of other ingredients/constituents			X	
Place of sales				X	Product constituents as confidential information				X
Vending machines	X				Product constituents as public information				X
Free products			X		Constituent disclosure by brand				X
Single cigarette sales			X		Constituent disclosure in the aggregate				X
Misleading information on packaging				X					
Smoking in government buildings (incl. worksites)		X							
Smoking in private worksites		X							
Smoking in educational facilities		X							
Smoking in health care facilities	X								
Smoking on buses	X								
Smoking on trains	X								
Smoking in taxis	X								
Smoking on ferries	X								
Smoking on domestic air flights	X								
Smoking on international air flights	X								
Smoking in restaurants		X							
Smoking in nightclubs and bars		X							
Smoking in other public places		X							

Other Provisions	Yes	No	Unknown
National tobacco control committee		X	
Tobacco control education/promotion	X		
Anti-smuggling provisions			X
Litigation enabling provisions	X		

Refer to Appendix B for more information about national tobacco control provisions.

	Population (millions)			
	1995	2000	2025	2050
All adults, ages 15+	4.576	5.430	13.619	31.973
Female adults	2.295	2.713	6.729	15.857
All youth, ages 0-14	4.533	5.401	12.106	19.898
Female youth	2.233	2.660	5.947	9.837

Source: United Nations Population Division, World Population Prospects 1950-2050 (2000 revision)

Real GDP per capita (PPP), US Dollars	
1975	777
1980	859
1985	640
1990	619
1995	544
2000	558

Source: World Health Report 2002

## SMOKING PREVALENCE

ADULTS		Young Adult (15-35 Year Olds)		Health Professionals	
Males	–	Males	40.8	Males	–
Females	–	Females	11.5	Females	–
Overall	–			Overall	–

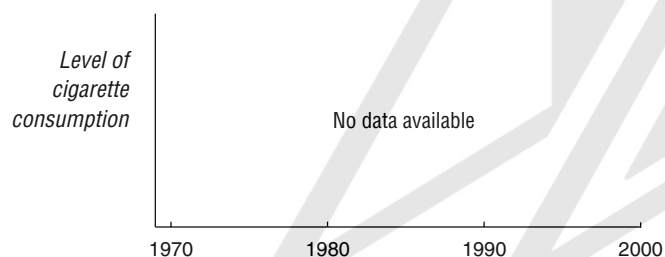
Adult: No data available

Youth: Smoking among 2270 young adults in six cities (Arlit, Gaya, Konni, Maradi, Niamey and Zinder) measured by the Adventist Development Relief Agency (ADRA) and Youth Ministry of Sports and Culture (MJS/C) (no dates provided, likely early 1990's study); Mamane, J., Maiga, A.N., Paul, H., Esaie, M.M. and Orsucci, R. Projet: le tabagisme chez les jeunes au Niger (Document Final, 1 Partie). ADRA, MJS/C.

Health professional: No data available

## TOBACCO ECONOMY

### Annual per capita Consumption, Three Year Moving Average



### Annual Cigarette Consumption

Year	Per capita Consumption (cigarette sticks)	Total Consumption (millions of cigarette sticks)
1970	–	–
1980	–	–
1990	–	–
1995	–	–
2000	–	–

### Annual Tobacco Trade and Agriculture Statistics

	Unit of Measurement	1970	1980	1990	1995	2000
Cigarette imports	sticks in millions	266	544	541	1013	–
Cigarette exports	sticks in millions	–	261	–	4	–
Tobacco leaf imports	metric tons	–	20	2	29	31
Tobacco leaf exports (% of total exports)	metric tons (%)	– (–)	275 (0.09%)	906 (–)	416 (0.02%)	112 (–)
Cigarette production	sticks in millions	–	–	–	–	–
Tobacco leaf production	metric tons	260	750	970	930	4422
Land devoted to tobacco growing (% of agricultural land)	hectares (%)	720 (0.01%)	900 (0.01%)	1400 (0.01%)	1300 (0.01%)	6200 (0.04%)
Employment in tobacco manufacturing	people	–	–	–	–	–

### Retail Price of 20 Cigarettes with Tax

Type	US \$	Local
Domestic brand	–	–
Foreign brand	–	–

Source: No data available

### Cigarette Taxes and Duties

Excise tax (domestic)	30% of ex-factory price
Sales tax	18%
Import duty	20% CIF value

Source: TMA

### Market Share by Cigarette Manufacturer





## SMOKING-RELATED DISEASE IMPACT

**Mortality from Cancer, Respiratory and Circulatory Disease, 2000**  
Numbers of deaths/World age-standardized mortality rate per 100,000 population

Disease	Male		Female		Ages	Disease	Male		Female		Ages
	Number	Rate	Number	Rate			Number	Rate	Number	Rate	
Trachea, lung, and bronchus cancer	99	20.2	6	0.7	45+	Ischemic heart disease	-	-	-	-	
Lip, oral cavity, and pharynx cancer	56	10.3	17	2.4	45+	Stroke	-	-	-	-	
Respiratory disease	-	-	-	-		Other diseases of the circulatory system	-	-	-	-	
						All causes	-	-	-	-	

Source: Ferlay, J., Bray, F., Pisani, P. and Parkin, D.M. (2001). *GLOBOCAN 2000: Cancer Incidence, Mortality and Prevalence Worldwide, Version 1.0*. [CD-ROM]. IARC CancerBase No. 5. Lyon: IARC Press. Available at URL: <http://www-dep.iarc.fr/globocan/globocan.html>

## INFRASTRUCTURE FOR TOBACCO CONTROL

### National Tobacco Control Provisions

Tobacco Bans and Restrictions	Not				Tobacco Requirements and Regulations	Not			
	Banned	Restricted	Regulated	Unknown		Required	Regulated	Regulated	Unknown
Advertising in certain media	X				Advertising health warnings/messages	N/A			
Advertising to certain audiences	X				Age verification for sales			X	
Advertising in certain locations	X				Manufacturing licensure			X	
Advertisement content or design	N/A				Package health warning/message			X	
Sponsorship or promotion for certain audiences	X				Label design on packaging			X	
Sponsorship advertising of events	X				Ingredient/constituent information on package label	X			
Brand stretching	X				Amount of tar			X	
Sales to minors			X		Amount of nicotine			X	
Sales by minors			X		Amount of other ingredients/constituents			X	
Place of sales			X		Product constituents as confidential information			X	
Vending machines			X		Product constituents as public information			X	
Free products			X		Constituent disclosure by brand			X	
Single cigarette sales			X		Constituent disclosure in the aggregate			X	
Misleading information on packaging			X						
Smoking in government buildings (incl. worksites)				X	<b>Other Provisions</b>	<b>Yes</b>	<b>No</b>	<b>Unknown</b>	
Smoking in private worksites				X	National tobacco control committee		X		
Smoking in educational facilities				X	Tobacco control education/promotion	X			
Smoking in health care facilities				X	Anti-smuggling provisions			X	
Smoking on buses				X	Litigation enabling provisions		X		
Smoking on trains				X					
Smoking in taxis				X					
Smoking on ferries				X					
Smoking on domestic air flights				X					
Smoking on international air flights				X					
Smoking in restaurants				X					
Smoking in nightclubs and bars				X					
Smoking in other public places				X					

Refer to Appendix B for more information about national tobacco control provisions.

**Population (millions)**

	1995	2000	2025	2050
All adults, ages 15+	53.718	62.562	127.382	208.941
Female adults	26.925	31.243	62.779	103.243
All youth, ages 0-14	45.560	51.300	75.575	69.847
Female youth	22.425	25.236	37.166	34.460

Source: United Nations Population Division, World Population Prospects 1950-2050 (2000 revision)

**Real GDP per capita (PPP), US Dollars**

1975	987
1980	1021
1985	760
1990	850
1995	832
2000	829

Source: World Health Report 2002

**SMOKING PREVALENCE**

Adult (15 Years & Older), 1990		Youth, 2001		Senior Executives	
Males	15.4	Males	23.9	Males	17.4
Females	1.7	Females	17.0	Females	0.02
Overall	8.9	Overall	18.1	Overall	13.9

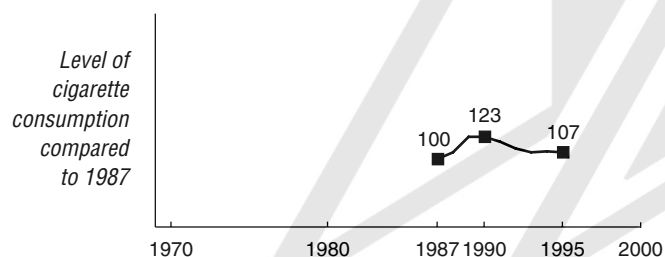
Adult: Cigarette smoking measured by a national survey; Information provided by the Federal Ministry of Health.

Youth: (Males and Females) Currently use any tobacco product, Junior Secondary 1-3 and Senior Secondary 1-3 in Cross River State; Global Youth Tobacco Survey Collaborative Group. (2002). *Nigeria-Cross River State GYTS Fact Sheet*. Available at URL: [http://www.cdc.gov/Tobacco/global/gyts/GYTS\\_factsheets.htm](http://www.cdc.gov/Tobacco/global/gyts/GYTS_factsheets.htm). (Overall) Currently use any tobacco product, students 13-15 years old in Cross River State; Global Youth Tobacco Survey Collaborative Group. (2002). Special Report: Tobacco use among youth: a cross country comparison. *Tobacco Control* 11: 252-270.

Senior executives: Smokers of one or more cigarettes per day among executives in Benin City, Southern Nigeria (survey year unknown); Okojie, O.H., Isah, E.C. and Okoro, E. (2000). Assessment of health of senior executives in a developing country. *Public Health* 114: 273-275.

**TOBACCO ECONOMY**

**Annual per capita Consumption, Three Year Moving Average, 1987 = 100**



**Annual Cigarette Consumption**

Year	Per capita Consumption (cigarette sticks)	Total Consumption (millions of cigarette sticks)
1970	-	-
1980	-	-
1990	229	10578
1995	191	10259
2000	-	-

**Annual Tobacco Trade and Agriculture Statistics**

	Unit of Measurement	1970	1980	1990	1995	2000
Cigarette imports	sticks in millions	20	60	198	846	2966
Cigarette exports	sticks in millions	-	-	-	-	-
Tobacco leaf imports	metric tons	523	2700	9608	6459	2668
Tobacco leaf exports (% of total exports)	metric tons (%)	4 (0.00%)	- (-)	101 (-)	155 (-)	- (-)
Cigarette production	sticks in millions	-	-	10380	9413	-
Tobacco leaf production	metric tons	11177	13000	9000	9200	9200
Land devoted to tobacco growing (% of agricultural land)	hectares (%)	21043 (0.03%)	20680 (0.03%)	22000 (0.03%)	22000 (0.03%)	22000 (0.03%)
Employment in tobacco manufacturing	people	3170	8000	-	-	-

**Retail Price of 20 Cigarettes with Tax**

Type	US \$	Local
Domestic brand	\$1.02	130.00
Foreign brand	\$1.57	200.00

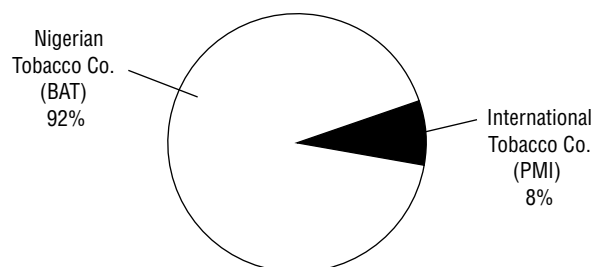
Source: EIU, September 2002

**Cigarette Taxes and Duties**

Sales tax	5%
Import duty	20%
Other import duties	7% port charge; 1% administrative charge; 0.5% Trade Liberalisation Levy
Imports from ECOWAS countries are subject to preferential treatment	

Source: ERC

**Market Share by Cigarette Manufacturer, 2000**



Source: ERC

## SMOKING-RELATED DISEASE IMPACT

**Mortality from Cancer, Respiratory and Circulatory Disease, 2000**  
Numbers of deaths/World age-standardized mortality rate per 100,000 population

Disease	Male		Female		Ages	Disease	Male		Female		Ages
	Number	Rate	Number	Rate			Number	Rate	Number	Rate	
Trachea, lung, and bronchus cancer	171	2.3	0	0.0	45+	Ischemic heart disease	-	-	-	-	
Lip, oral cavity, and pharynx cancer	460	6.5	216	3.0	45+	Stroke	-	-	-	-	
Respiratory disease	-	-	-	-		Other diseases of the circulatory system	-	-	-	-	
						All causes	-	-	-	-	

Source: Ferlay, J., Bray, F., Pisani, P. and Parkin, D.M. (2001). *GLOBOCAN 2000: Cancer Incidence, Mortality and Prevalence Worldwide, Version 1.0*. [CD-ROM]. IARC CancerBase No. 5. Lyon: IARC Press. Available at URL: <http://www-dep.iarc.fr/globocan/globocan.html>

## INFRASTRUCTURE FOR TOBACCO CONTROL

### National Tobacco Control Provisions

Tobacco Bans and Restrictions	Not				Tobacco Requirements and Regulations	Not			
	Banned	Restricted	Regulated	Unknown		Required	Regulated	Regulated	Unknown
Advertising in certain media		X			Advertising health warnings/messages	X			
Advertising to certain audiences				X	Age verification for sales			X	
Advertising in certain locations		X			Manufacturing licensure				X
Advertisement content or design			X		Package health warning/message	X			
Sponsorship or promotion for certain audiences			X		Label design on packaging		X		
Sponsorship advertising of events			X		Ingredient/constituent information on package label	X			
Brand stretching			X		Amount of tar			X	
Sales to minors			X		Amount of nicotine			X	
Sales by minors			X		Amount of other ingredients/constituents			X	
Place of sales		X			Product constituents as confidential information			X	
Vending machines			X		Product constituents as public information			X	
Free products			X		Constituent disclosure by brand			X	
Single cigarette sales			X		Constituent disclosure in the aggregate			X	
Misleading information on packaging			X						
Smoking in government buildings (incl. worksites)	X				<b>Other Provisions</b>	<b>Yes</b>	<b>No</b>	<b>Unknown</b>	
Smoking in private worksites	X				National tobacco control committee		X		
Smoking in educational facilities	X				Tobacco control education/promotion		X		
Smoking in health care facilities	X				Anti-smuggling provisions			X	
Smoking on buses	X				Litigation enabling provisions		X		
Smoking on trains	X								
Smoking in taxis	X								
Smoking on ferries	X								
Smoking on domestic air flights			X						
Smoking on international air flights			X						
Smoking in restaurants			X						
Smoking in nightclubs and bars			X						
Smoking in other public places		X							

Refer to Appendix B for more information about national tobacco control provisions.

**Population (millions)**

	1995	2000	2025	2050
Total	0.002	0.002	0.002	0.002
Females	0.001	0.001	0.001	0.001
Males	0.001	0.001	0.001	0.001

Source: Food and Agriculture Organization of the United Nations (FAO 2001)

**Real GDP per capita (PPP), US Dollars**

1975	2903
1980	3084
1985	3154
1990	3264
1995	4767
2000	4363

Source: World Health Report 2002

**SMOKING PREVALENCE**

**Adult (20 Years & Older), 1980**

Males	58
Females	17

**Young Adult (20-24 Year Olds), 1980**

Males	43
Females	15

**Health Professionals**

Males	-
Females	-
Overall	-

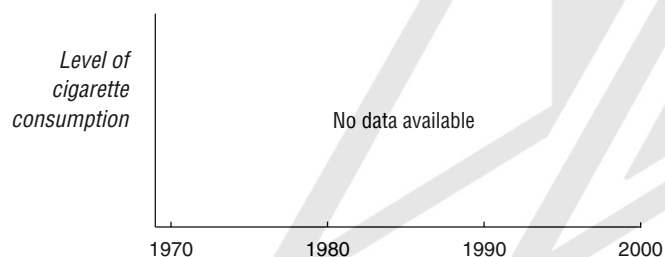
Adult: Reported in *WHO WPRO Country Profiles, Tobacco or Health 2000*. Available at URL: <http://www.wpro.who.int>.

Youth: World Health Organization. (1997). *Tobacco or health: a global status report*. Geneva: WHO.

Health professional: No data available

**TOBACCO ECONOMY**

**Annual per capita Consumption, Three Year Moving Average**



**Annual Cigarette Consumption**

Year	Per capita Consumption (cigarette sticks)	Total Consumption (millions of cigarette sticks)
1970	-	-
1980	-	-
1990	-	-
1995	-	-
2000	-	-

**Annual Tobacco Trade and Agriculture Statistics**

	Unit of Measurement	1970	1980	1990	1995	2000
Cigarette imports	sticks in millions	-	-	-	-	-
Cigarette exports	sticks in millions	-	-	-	-	-
Tobacco leaf imports	metric tons	-	-	-	-	-
Tobacco leaf exports (% of total exports)	metric tons (%)	- (-)	- (-)	- (-)	- (-)	- (-)
Cigarette production	sticks in millions	-	-	-	-	-
Tobacco leaf production	metric tons	-	-	-	-	-
Land devoted to tobacco growing (% of agricultural land)	hectares (%)	- (-)	- (-)	- (-)	- (-)	- (-)
Employment in tobacco manufacturing	people	-	-	-	-	-

**Retail Price of 20 Cigarettes with Tax**

Type	US \$	Local
Domestic brand	-	-
Foreign brand	-	-


Source: No data available

**Cigarette Taxes and Duties**

Excise tax	-
Sales tax	-
Import duty	-

Source: No data available

**Market Share by Cigarette Manufacturer**



## SMOKING-RELATED DISEASE IMPACT

**Mortality from Cancer, Respiratory and Circulatory Disease**  
Numbers of deaths/World age-standardized mortality rate per 100,000 population

<i>Disease</i>	<i>Male</i>		<i>Female</i>		<i>Ages</i>	<i>Disease</i>	<i>Male</i>		<i>Female</i>		<i>Ages</i>
	<i>Number</i>	<i>Rate</i>	<i>Number</i>	<i>Rate</i>			<i>Number</i>	<i>Rate</i>	<i>Number</i>	<i>Rate</i>	
Trachea, lung, and bronchus cancer	-	-	-	-		Ischemic heart disease	-	-	-	-	
Lip, oral cavity, and pharynx cancer	-	-	-	-		Stroke	-	-	-	-	
Respiratory disease	-	-	-	-		Other diseases of the circulatory system	-	-	-	-	
						All causes	-	-	-	-	

Source: No data available

## INFRASTRUCTURE FOR TOBACCO CONTROL

### National Tobacco Control Provisions

<i>Tobacco Bans and Restrictions</i>	<i>Not</i>				<i>Tobacco Requirements and Regulations</i>	<i>Not</i>			
	<i>Banned</i>	<i>Restricted</i>	<i>Regulated</i>	<i>Unknown</i>		<i>Required</i>	<i>Regulated</i>	<i>Regulated</i>	<i>Unknown</i>
Advertising in certain media			X		Advertising health warnings/messages				X
Advertising to certain audiences			X		Age verification for sales				X
Advertising in certain locations		X			Manufacturing licensure				X
Advertisement content or design			X		Package health warning/message	X			
Sponsorship or promotion for certain audiences			X		Label design on packaging		X		
Sponsorship advertising of events			X		Ingredient/constituent information on package label				X
Brand stretching			X		Amount of tar			X	
Sales to minors			X		Amount of nicotine			X	
Sales by minors				X	Amount of other ingredients/constituents			X	
Place of sales				X	Product constituents as confidential information				X
Vending machines				X	Product constituents as public information				X
Free products				X	Constituent disclosure by brand				X
Single cigarette sales			X		Constituent disclosure in the aggregate				X
Misleading information on packaging				X					
Smoking in government buildings (incl. worksites)		X			<b>Other Provisions</b>	<i>Yes</i>	<i>No</i>	<i>Unknown</i>	
Smoking in private worksites				X	National tobacco control committee			X	
Smoking in educational facilities				X	Tobacco control education/promotion			X	
Smoking in health care facilities		X			Anti-smuggling provisions			X	
Smoking on buses				X	Litigation enabling provisions			X	
Smoking on trains				X					
Smoking in taxis				X					
Smoking on ferries				X					
Smoking on domestic air flights	X								
Smoking on international air flights				X					
Smoking in restaurants				X					
Smoking in nightclubs and bars				X					
Smoking in other public places				X					

Refer to Appendix B for more information about national tobacco control provisions.

**Population (millions)**

	1995	2000	2025	2050
All adults, ages 15+	3.510	3.586	4.042	4.096
Female adults	1.790	1.827	2.054	2.101
All youth, ages 0-14	0.849	0.883	0.758	0.784
Female youth	0.413	0.430	0.369	0.381

Source: United Nations Population Division, World Population Prospects 1950-2050 (2000 revision)

**Real GDP per capita (PPP), US Dollars**

1975	14344
1980	17817
1985	20449
1990	21749
1995	25362
2000	28951

Source: World Health Report 2002

**SMOKING PREVALENCE**

**Adult (16-74 Year Olds), 1999-2000**

Males	31
Females	32
Overall	32

**Youth (15-16 Year Olds), 1999**

Males	31
Females	34
Overall	33

**Physicians, 1993**

Males	14
Females	8

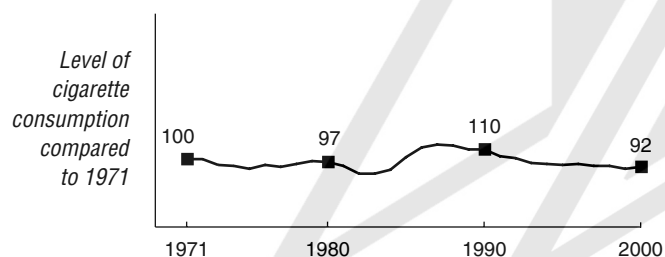
Adult: Daily smokers; Interview survey, Statistics Norway. Reported in World Health Organization. (2002). *European Country Profiles on Tobacco Control, 2001*. Copenhagen: WHO Regional Office for Europe.

Youth: Lifetime use of cigarettes, 40 times or more; Hibbell, B., Andersson, B., Ahlström, S., Balakireva, O., Bjarnson, T., Kokkevi, A. and Morgan, M. (2000). *The 1999 ESPAD (European School Survey Project on Alcohol and Drugs) Report*. Stockholm: The Swedish Council for Information on Alcohol and Other Drugs. Available at URL: [http://www.can.se/in\\_english/pdf/espadsurvey.pdf](http://www.can.se/in_english/pdf/espadsurvey.pdf).

Health professional: Daily smoking; Aasland, O.G. and Nylenna, M. (1997). [Physicians who smoke. A survey of smoking habits and life style of Norwegian physicians]. *Tidsskrift for den Norske Laegeforening* 117: 332-337.

**TOBACCO ECONOMY**

**Annual per capita Consumption, Three Year Moving Average, 1971 = 100**



**Annual Cigarette Consumption**

Year	Per capita Consumption (cigarette sticks)	Total Consumption (millions of cigarette sticks)
1971	824	2433
1980	846	2690
1990	856	2943
1995	757	2656
2000	721	2586

**Annual Tobacco Trade and Agriculture Statistics**

	Unit of Measurement	1970	1980	1990	1995	2000
Cigarette imports	sticks in millions	1593	1877	1522	1363	1217
Cigarette exports	sticks in millions	52	7	70	35	11
Tobacco leaf imports	metric tons	6035	6472	4970	3990	5349
Tobacco leaf exports (% of total exports)	metric tons (%)	117 (0.00%)	207 (0.00%)	458 (0.00%)	667 (0.00%)	209 (0.00%)
Cigarette production	sticks in millions	-	820	1491	1328	1380
Tobacco leaf production	metric tons	-	-	-	-	-
Land devoted to tobacco growing (% of agricultural land)	hectares (%)	- (-)	- (-)	- (-)	- (-)	- (-)
Employment in tobacco manufacturing	people	1500	1100	596	-	-

**Retail Price of 20 Cigarettes with Tax**

Type	US \$	Local
Domestic brand	\$8.37	62.00
Foreign brand	\$8.37	62.00

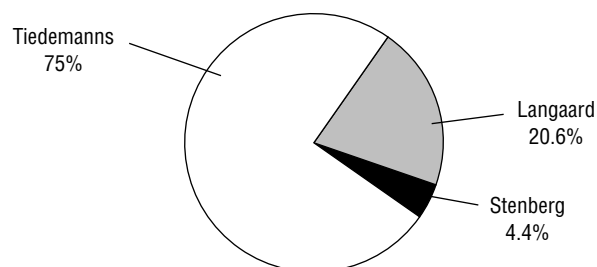
Source: EIU, September 2002

**Cigarette Taxes and Duties**

Excise tax	167 LCU/100 cigs
Sales tax	23%
Import duty	17 LCU/kg
Imports from EFTA countries are duty free	

Source: ERC

**Market Share by Cigarette Manufacturer, 2000**



Source: ERC

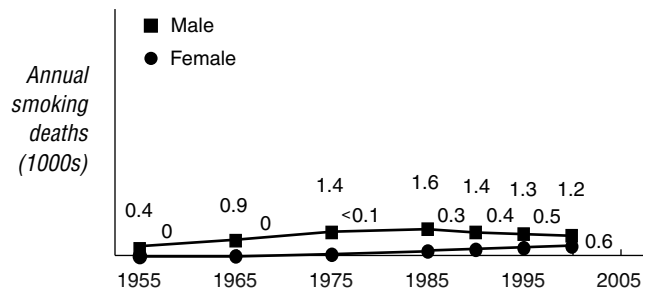
## SMOKING-ATTRIBUTED DISEASE IMPACT

Numbers of Deaths Attributed to Smoking/Total Deaths (thousands), 2000

Cause	Males (by age)			Females (by age)		
	0-34	35-69	70+	0-34	35-69	70+
Lung cancer	-/0.0	0.4/0.5	0.6/0.6	-/0.0	0.2/0.3	0.3/0.4
All cancer	-/0.1	0.6/1.8	0.9/3.6	-/0.1	0.3/1.6	0.4/3.3
Vascular	-/0.0	0.3/1.6	0.6/7.1	-/0.0	0.1/0.6	0.5/8.9
Respiratory	-/0.0	0.1/0.2	0.6/1.8	-/0.0	0.1/0.2	0.5/2.1
All other	-/0.8	0.2/1.6	0.2/3.0	-/0.3	0.1/0.7	0.2/4.5
All causes	-/0.9	1.2/5.3	2.3/15	-/0.4	0.6/3.1	1.5/19

Source: Peto, Lopez, et al., 1992, 1994 (update 2003)

Smoking-Attributed Numbers of Deaths per Year, Ages 35-69 Only



## INFRASTRUCTURE FOR TOBACCO CONTROL

National Tobacco Control Provisions

Tobacco Bans and Restrictions	Not				Tobacco Requirements and Regulations	Not			
	Banned	Restricted	Regulated	Unknown		Required	Regulated	Regulated	Unknown
Advertising in certain media	X				Advertising health warnings/messages	N/A			
Advertising to certain audiences	X				Age verification for sales	X			
Advertising in certain locations	X				Manufacturing licensure			X	
Advertisement content or design	N/A				Package health warning/message	X			
Sponsorship or promotion for certain audiences	X				Label design on packaging		X		
Sponsorship advertising of events	X				Ingredient/constituent information on package label			X	
Brand stretching	X				Amount of tar		X		
Sales to minors	X				Amount of nicotine		X		
Sales by minors		X			Amount of other ingredients/constituents			X	
Place of sales			X		Product constituents as confidential information		X		
Vending machines	X				Product constituents as public information			X	
Free products	X				Constituent disclosure by brand			X	
Single cigarette sales		X			Constituent disclosure in the aggregate			X	
Misleading information on packaging	X								
Smoking in government buildings (incl. worksites)		X			<b>Other Provisions</b>	<b>Yes</b>	<b>No</b>	<b>Unknown</b>	
Smoking in private worksites		X			National tobacco control committee	X			
Smoking in educational facilities		X			Tobacco control education/promotion		X		
Smoking in health care facilities		X			Anti-smuggling provisions			X	
Smoking on buses	X				Litigation enabling provisions		X		
Smoking on trains		X							
Smoking in taxis	X								
Smoking on ferries		X							
Smoking on domestic air flights	X								
Smoking on international air flights			X						
Smoking in restaurants		X							
Smoking in nightclubs and bars		X							
Smoking in other public places		X							

Refer to Appendix B for more information about national tobacco control provisions.

## Population (millions)

	1995	2000	2025	2050
All adults, ages 15+	1.165	1.419	3.312	6.406
Female adults	0.516	0.642	1.595	3.158
All youth, ages 0-14	0.989	1.119	2.099	2.345
Female youth	0.487	0.550	1.026	1.144

Source: United Nations Population Division, World Population Prospects 1950-2050 (2000 revision)

## Real GDP per capita (PPP), US Dollars

Year	Real GDP per capita (PPP), US Dollars
1975	6764
1980	6471
1985	9903
1990	9108
1995	10033
2000	10323

Source: World Health Report 2002

## SMOKING PREVALENCE

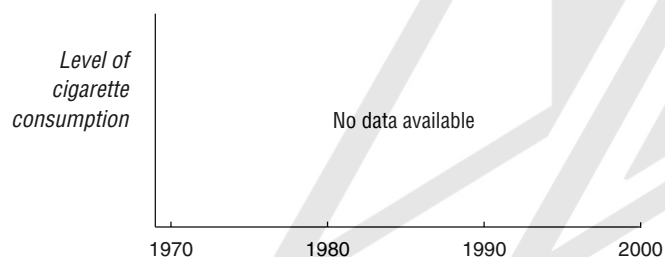
Adult, 1995		Youth (15-19 Year Olds), 1995		Health Professionals	
Males	15.5	All youth	8.6	Males	-
Females	1.5			Females	-
				Overall	-

Adult and Youth: Smoking data from the Gulf Family Health Survey; Reported in *Country Profiles on Tobacco Control in the Eastern Mediterranean Region*. Available at URL: <http://www.emro.who.int/TFI/CountryProfile.htm>.

Health professional: No data available

## TOBACCO ECONOMY

## Annual per capita Consumption, Three Year Moving Average



## Annual Cigarette Consumption

Year	Per capita Consumption (cigarette sticks)	Total Consumption (millions of cigarette sticks)
1970	-	-
1980	-	-
1990	-	-
1995	-	-
2000	-	-

## Annual Tobacco Trade and Agriculture Statistics

	Unit of Measurement	1970	1980	1990	1995	2000
Cigarette imports	sticks in millions	80	3067	1402	22395	34749
Cigarette exports	sticks in millions	-	1006	152	18168	11590
Tobacco leaf imports	metric tons	-	17	40	72	251
Tobacco leaf exports (% of total exports)	metric tons (%)	95 (-)	34 (0.00%)	469 (0.02%)	493 (0.01%)	149 (0.01%)
Cigarette production	sticks in millions	-	-	-	-	-
Tobacco leaf production	metric tons	300	500	2000	1280	1300
Land devoted to tobacco growing (% of agricultural land)	hectares (%)	400 (0.04%)	500 (0.05%)	409 (0.04%)	235 (0.02%)	270 (0.03%)
Employment in tobacco manufacturing	people	-	-	-	-	-

## Retail Price of 20 Cigarettes with Tax

Type	US \$	Local
Domestic brand	\$1.15	0.45
Foreign brand	\$1.54	0.60

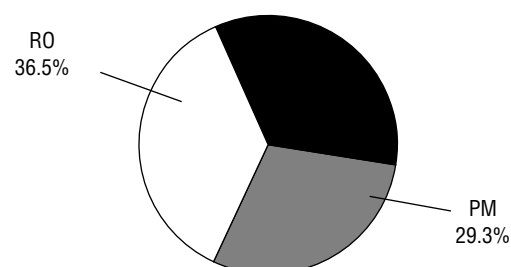
Source: EIU, September 2002

## Cigarette Taxes and Duties

Sales tax	None
Import duty	100%
Other import duties	20 LCU/1000 cigs
Imports from GCC members	are duty free

Source: TMA

## Market Share by Cigarette Manufacturer, 1998



Source: TMA



## SMOKING-RELATED DISEASE IMPACT

**Mortality from Cancer, Respiratory and Circulatory Disease, 2000**  
Numbers of deaths/World age-standardized mortality rate per 100,000 population

Disease	Male		Female		Ages	Disease	Male		Female		Ages
	Number	Rate	Number	Rate			Number	Rate	Number	Rate	
Trachea, lung, and bronchus cancer	44	23.1	15	10.1	45+	Ischemic heart disease	-	-	-	-	
Lip, oral cavity, and pharynx cancer	18	9.5	8	5.4	45+	Stroke	-	-	-	-	
Respiratory disease	-	-	-	-		Other diseases of the circulatory system	-	-	-	-	
						All causes	-	-	-	-	

Source: Ferlay, J., Bray, F., Pisani, P. and Parkin, D.M. (2001). *GLOBOCAN 2000: Cancer Incidence, Mortality and Prevalence Worldwide, Version 1.0*. [CD-ROM]. IARC CancerBase No. 5. Lyon: IARC Press. Available at URL: <http://www-dep.iarc.fr/globocan/globocan.html>

## INFRASTRUCTURE FOR TOBACCO CONTROL

### National Tobacco Control Provisions

Tobacco Bans and Restrictions	Not				Tobacco Requirements and Regulations	Not			
	Banned	Restricted	Regulated	Unknown		Required	Regulated	Regulated	Unknown
Advertising in certain media	X				Advertising health warnings/messages	X			
Advertising to certain audiences				X	Age verification for sales				X
Advertising in certain locations		X			Manufacturing licensure				X
Advertisement content or design				X	Package health warning/message	X			
Sponsorship or promotion for certain audiences	X				Label design on packaging				X
Sponsorship advertising of events				X	Ingredient/constituent information on package label				X
Brand stretching				X	Amount of tar		X		
Sales to minors			X		Amount of nicotine		X		
Sales by minors				X	Amount of other ingredients/constituents				X
Place of sales				X	Product constituents as confidential information				X
Vending machines				X	Product constituents as public information				X
Free products				X	Constituent disclosure by brand				X
Single cigarette sales			X		Constituent disclosure in the aggregate				X
Misleading information on packaging				X					
Smoking in government buildings (incl. worksites)				X	<b>Other Provisions</b>	<b>Yes</b>	<b>No</b>	<b>Unknown</b>	
Smoking in private worksites				X	National tobacco control committee	X			
Smoking in educational facilities	X				Tobacco control education/promotion			X	
Smoking in health care facilities	X				Anti-smuggling provisions			X	
Smoking on buses	X				Litigation enabling provisions			X	
Smoking on trains	X								
Smoking in taxis	X								
Smoking on ferries	X								
Smoking on domestic air flights	X								
Smoking on international air flights		X							
Smoking in restaurants	X								
Smoking in nightclubs and bars				X					
Smoking in other public places		X							

Refer to Appendix B for more information about national tobacco control provisions.

Population (millions)

	1995	2000	2025	2050
All adults, ages 15+	70.947	82.235	164.559	264.547
Female adults	34.403	40.025	81.375	131.604
All youth, ages 0-14	52.701	59.021	86.423	79.623
Female youth	25.563	28.609	41.901	38.789

Source: United Nations Population Division, World Population Prospects 1950-2050 (2000 revision)

Real GDP per capita (PPP), US Dollars

1975	935
1980	1093
1985	1296
1990	1487
1995	1671
2000	1742

Source: World Health Report 2002

SMOKING PREVALENCE

Adult, 1996		Youth (8-15 Year Olds), 1990-1994		Medical Students, 1993	
Males	36	Males	1	Males	17
Females	9	Females	0.4	Females	4
		Overall	0.74		

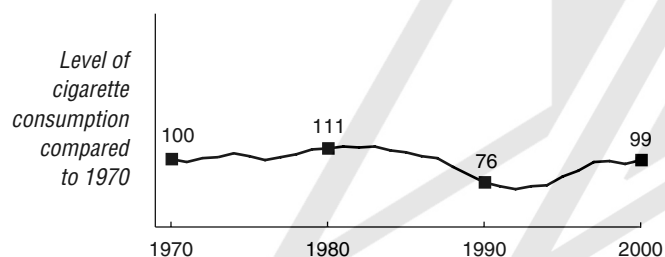
Adult: Smoking determined by the National Health Survey; Reported in *Country Profiles on Tobacco Control in the Eastern Mediterranean Region*. Available at URL: <http://www.emro.who.int/TFI/CountryProfile.htm>.

Youth: Nasir, K. and Rehan, N. (2001). Epidemiology of cigarette smoking in Pakistan. *Addiction* 96(12): 1847-1854.

Health professional: Current smoking (any amount of tobacco either regularly or occasionally) among students at the Aga Khan Medical University in Karachi; Hussain, S.F., Moid, I. and Khan, J.A. (1995). Attitudes of Asian medical students towards smoking. *Thorax* 50(9): 996-997.

TOBACCO ECONOMY

Annual per capita Consumption, Three Year Moving Average, 1970 = 100



Annual Cigarette Consumption

Year	Per capita Consumption (cigarette sticks)	Total Consumption (millions of cigarette sticks)
1970	625	22459
1980	723	34154
1990	494	31486
1995	455	32277
2000	571	46968

Annual Tobacco Trade and Agriculture Statistics

	Unit of Measurement	1970	1980	1990	1995	2000
Cigarette imports	sticks in millions	130	3	3	8	14
Cigarette exports	sticks in millions	40	496	796	478	22
Tobacco leaf imports	metric tons	1800	247	78	15	290
Tobacco leaf exports (% of total exports)	metric tons (%)	30000 (-)	375 (0.03%)	183 (0.01%)	255 (0.01%)	3019 (0.06%)
Cigarette production	sticks in millions	22369	34647	32279	32747	46976
Tobacco leaf production	metric tons	115800	77800	68096	80917	107700
Land devoted to tobacco growing (% of agricultural land)	hectares (%)	60300 (0.25%)	49900 (0.20%)	40911 (0.16%)	47443 (0.18%)	56400 (0.21%)
Employment in tobacco manufacturing	people	10655	9644	6804	-	-

Retail Price of 20 Cigarettes with Tax

Type	US \$	Local
Domestic brand	\$0.65	38.00
Foreign brand	\$0.93	55.00

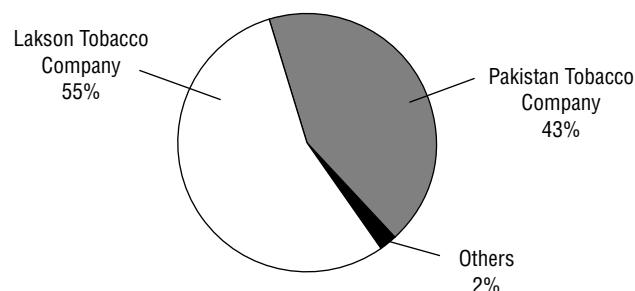
Source: EIU, September 2002

Cigarette Taxes and Duties

Excise duty	4.48 LCU/10 cigs or 63% of retail price
Sales tax	15%
Import duty	30% CIF value
Other import duties	4%

Source: ERC

Market Share by Cigarette Manufacturer, 2000



Source: ERC

## SMOKING-RELATED DISEASE IMPACT

**Mortality from Cancer, Respiratory and Circulatory Disease, 2000**  
Numbers of deaths/World age-standardized mortality rate per 100,000 population

Disease	Male		Female		Ages	Disease	Male		Female		Ages
	Number	Rate	Number	Rate			Number	Rate	Number	Rate	
Trachea, lung, and bronchus cancer	6973	69.2	829	8.3	45+	Ischemic heart disease	-	-	-	-	
Lip, oral cavity, and pharynx cancer	4970	48.6	3810	36.9	45+	Stroke	-	-	-	-	
Respiratory disease	-	-	-	-		Other diseases of the circulatory system	-	-	-	-	
						All causes	-	-	-	-	

Source: Ferlay, J., Bray, F., Pisani, P. and Parkin, D.M. (2001). *GLOBOCAN 2000: Cancer Incidence, Mortality and Prevalence Worldwide, Version 1.0*. [CD-ROM]. IARC CancerBase No. 5. Lyon: IARC Press. Available at URL: <http://www-dep.iarc.fr/globocan/globocan.html>

## INFRASTRUCTURE FOR TOBACCO CONTROL

### National Tobacco Control Provisions

Tobacco Bans and Restrictions	Not				Tobacco Requirements and Regulations	Not			
	Banned	Restricted	Regulated	Unknown		Required	Regulated	Regulated	Unknown
Advertising in certain media		X			Advertising health warnings/messages	X			
Advertising to certain audiences		X			Age verification for sales				X
Advertising in certain locations		X			Manufacturing licensure				X
Advertisement content or design		X			Package health warning/message	X			
Sponsorship or promotion for certain audiences				X	Label design on packaging		X		
Sponsorship advertising of events				X	Ingredient/constituent information on package label			X	
Brand stretching				X	Amount of tar				X
Sales to minors	X				Amount of nicotine				X
Sales by minors				X	Amount of other ingredients/constituents		X		
Place of sales		X			Product constituents as confidential information				X
Vending machines				X	Product constituents as public information				X
Free products	X				Constituent disclosure by brand				X
Single cigarette sales			X		Constituent disclosure in the aggregate				X
Misleading information on packaging				X					
Smoking in government buildings (incl. worksites)	X								
Smoking in private worksites		X							
Smoking in educational facilities	X								
Smoking in health care facilities	X								
Smoking on buses	X								
Smoking on trains	X								
Smoking in taxis	X								
Smoking on ferries	X								
Smoking on domestic air flights	X								
Smoking on international air flights				X					
Smoking in restaurants			X						
Smoking in nightclubs and bars				X					
Smoking in other public places		X							

Other Provisions	Yes	No	Unknown
National tobacco control committee	X		
Tobacco control education/promotion	X		
Anti-smuggling provisions			X
Litigation enabling provisions			X

Refer to Appendix B for more information about national tobacco control provisions.

	Population (millions)			
	1995	2000	2025	2050
Total	0.017	0.019	0.030	0.039
Females	0.008	0.009	0.015	0.019
Males	0.009	0.010	0.015	0.020

Source: Food and Agriculture Organization of the United Nations (FAO 2001)

Real GDP per capita (PPP), US Dollars	
1975	5824
1980	6187
1985	6329
1990	6549
1995	7017
2000	7763

Source: World Health Report 2002

## SMOKING PREVALENCE

Adult (20 Years & Older), 1998		Youth, 2000		Health Professionals, 2001	
Males	14	Males	54.8	Males	20
Females	4	Females	62.3	Females	15
		Overall	58.5		

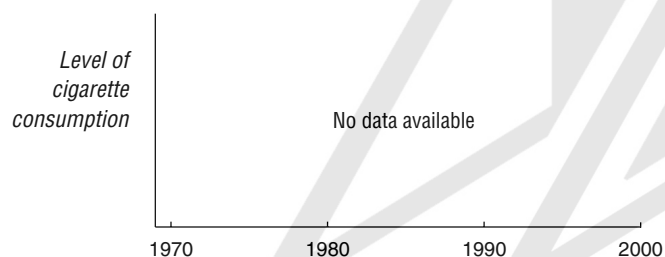
Adult: Cigarette smokers; Palau Substance Abuse Needs Assessment (SANA) 1998. Additional adult data: Betel nut chewers 20 years and older; Prevalence: Males 22%, Females 20%. Information provided by Valerie R. Whips, Ministry of Health Koror, Palau (October 19, 2001).

Youth: (Males and Females) Currently use any tobacco product, Grades 6-12; Global Youth Tobacco Survey Collaborative Group. (2002). *Palau GYTS Fact Sheet*. Available at URL: [http://www.cdc.gov/Tobacco/global/gyts/GYTS\\_factsheets.htm](http://www.cdc.gov/Tobacco/global/gyts/GYTS_factsheets.htm). (Overall) Currently using any tobacco product, students 13-15 years old; Global Youth Tobacco Survey Collaborative Group. (2002). Special Report: Tobacco use among youth: a cross country comparison. *Tobacco Control 11*: 252-270.

Health professional: Cigarette smokers; *Palau Ministry of Health Employee Tobacco Use Survey, 2001*. Additional health professional data: Betel nut chewers; Prevalence: Males 50% Females 58%. Information provided by Valerie R. Whips, Ministry of Health, Koror, Palau (October 19, 2001).

## TOBACCO ECONOMY

### Annual per capita Consumption, Three Year Moving Average



### Annual Cigarette Consumption

Year	Per capita Consumption (cigarette sticks)	Total Consumption (millions of cigarette sticks)
1970	-	-
1980	-	-
1990	-	-
1995	-	-
2000	-	-

### Annual Tobacco Trade and Agriculture Statistics

	Unit of Measurement	1970	1980	1990	1995	2000
Cigarette imports	sticks in millions	-	-	-	-	-
Cigarette exports	sticks in millions	-	-	-	-	-
Tobacco leaf imports	metric tons	-	-	-	-	-
Tobacco leaf exports (% of total exports)	metric tons (%)	- (-)	- (-)	- (-)	- (-)	- (-)
Cigarette production	sticks in millions	-	-	-	-	-
Tobacco leaf production	metric tons	-	-	-	-	-
Land devoted to tobacco growing (% of agricultural land)	hectares (%)	- (-)	- (-)	- (-)	- (-)	- (-)
Employment in tobacco manufacturing	people	-	-	-	-	-

### Retail Price of 20 Cigarettes with Tax

Type	US \$	Local
Domestic brand	-	-
Foreign brand	-	-

Source: No data available

### Cigarette Taxes and Duties

Excise tax	-
Sales tax	-
Import duty	-

Source: No data available

### Market Share by Cigarette Manufacturer



## SMOKING-RELATED DISEASE IMPACT

### Mortality from Cancer, Respiratory and Circulatory Disease

Numbers of deaths/World age-standardized mortality rate per 100,000 population

Disease	Male		Female		Ages	Disease	Male		Female		Ages
	Number	Rate	Number	Rate			Number	Rate	Number	Rate	
Trachea, lung, and bronchus cancer	-	-	-	-		Ischemic heart disease	-	-	-	-	
Lip, oral cavity, and pharynx cancer	-	-	-	-		Stroke	-	-	-	-	
Respiratory disease	-	-	-	-		Other diseases of the circulatory system	-	-	-	-	
						All causes	-	-	-	-	

Source: No data available

## INFRASTRUCTURE FOR TOBACCO CONTROL

### National Tobacco Control Provisions

Tobacco Bans and Restrictions	Not				Tobacco Requirements and Regulations	Not			
	Banned	Restricted	Regulated	Unknown		Required	Regulated	Regulated	Unknown
Advertising in certain media			X		Advertising health warnings/messages			X	
Advertising to certain audiences			X		Age verification for sales	X			
Advertising in certain locations			X		Manufacturing licensure				X
Advertisement content or design			X		Package health warning/message			X	
Sponsorship or promotion for certain audiences			X		Label design on packaging			X	
Sponsorship advertising of events			X		Ingredient/constituent information on package label			X	
Brand stretching			X		Amount of tar			X	
Sales to minors	X				Amount of nicotine			X	
Sales by minors			X		Amount of other ingredients/constituents			X	
Place of sales			X		Product constituents as confidential information			X	
Vending machines	X				Product constituents as public information			X	
Free products			X		Constituent disclosure by brand			X	
Single cigarette sales			X		Constituent disclosure in the aggregate			X	
Misleading information on packaging			X						
Smoking in government buildings (incl. worksites)	X				<b>Other Provisions</b>	<b>Yes</b>	<b>No</b>	<b>Unknown</b>	
Smoking in private worksites			X		National tobacco control committee		X		
Smoking in educational facilities			X		Tobacco control education/promotion		X		
Smoking in health care facilities			X		Anti-smuggling provisions			X	
Smoking on buses			X		Litigation enabling provisions	X			
Smoking on trains			X						
Smoking in taxis			X						
Smoking on ferries			X						
Smoking on domestic air flights			X						
Smoking on international air flights			X						
Smoking in restaurants			X						
Smoking in nightclubs and bars			X						
Smoking in other public places				X					

Refer to Appendix B for more information about national tobacco control provisions.

	Population (millions)			
	1995	2000	2025	2050
All adults, ages 15+	1.753	1.962	2.935	3.447
Female adults	0.871	0.978	1.478	1.750
All youth, ages 0-14	0.878	0.894	0.844	0.815
Female youth	0.430	0.437	0.412	0.398

Source: United Nations Population Division, World Population Prospects 1950-2050 (2000 revision)

Real GDP per capita (PPP), US Dollars	
1975	4428
1980	4666
1985	4971
1990	4346
1995	5175
2000	5699

Source: World Health Report 2002

## SMOKING PREVALENCE

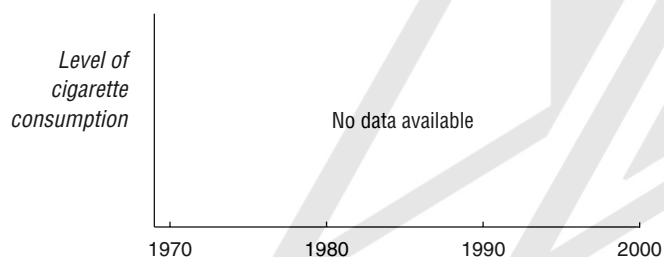
Adult (15 Years & Older), 1998		Youth (15-22 Year Olds), 1998		Health Professionals (30-44 Year Olds), 1993	
Males	19.7	Males	8.8	Males	15.6
Females	6.1	Females	6.8	Females	5.2
Overall	12.9	Overall	7.8	Overall	10.4

Adult and Youth: Acción Latinoamericana Contra el Cáncer (1998). Information provided by WHO PAHO Regional Office (April 29, 2003).

Health professional: Survey of Ministry of Public Health employees in Colon Province; Information provided by PAHO Regional Office (April 29, 2003).

## TOBACCO ECONOMY

### Annual per capita Consumption, Three Year Moving Average



### Annual Cigarette Consumption

Year	Per capita Consumption (cigarette sticks)	Total Consumption (millions of cigarette sticks)
1970	-	-
1980	-	-
1990	-	-
1995	-	-
2000	-	-

### Annual Tobacco Trade and Agriculture Statistics

	Unit of Measurement	1970	1980	1990	1995	2000
Cigarette imports	sticks in millions	1	2	0	0	778
Cigarette exports	sticks in millions	1	2	54	709	0
Tobacco leaf imports	metric tons	172	228	211	31	19
Tobacco leaf exports (% of total exports)	metric tons (%)	- (-)	543 (0.39%)	1142(1.01%)	248 (0.09%)	105 (0.08%)
Cigarette production	sticks in millions	1011	1084	810	1136	-
Tobacco leaf production	metric tons	705	1854	1962	1168	1800
Land devoted to tobacco growing (% of agricultural land)	hectares (%)	730 (0.04%)	1037 (0.06%)	1083 (0.05%)	1094 (0.05%)	1100 (0.05%)
Employment in tobacco manufacturing	people	325	453	453	-	-

### Retail Price of 20 Cigarettes with Tax

Type	US \$	Local
Domestic brand	\$1.20	1.20
Foreign brand	\$1.40	1.40

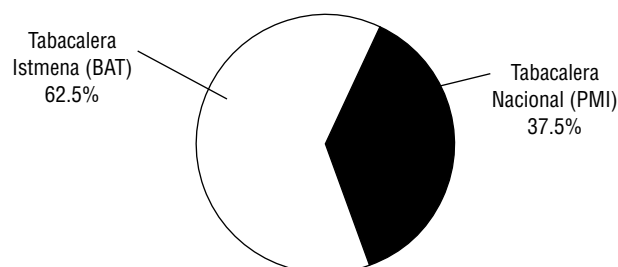
Source: EIU, September 2002

### Cigarette Taxes and Duties

Stamp duties	.02 LCU/pack of 16 cigs + .01 LCU/pack >16 cigs
Sales tax	15% of retail price
Import Duty	15%
Ad valorem tax	32.5% of retail price

Source: TMA

### Market Share by Cigarette Manufacturer, 2001



Source: Maxwell Report

## SMOKING-RELATED DISEASE IMPACT

**Mortality from Cancer, Respiratory and Circulatory Disease, 2000**  
Numbers of deaths/World age-standardized mortality rate per 100,000 population

Disease	Male		Female		Ages	Disease	Male		Female		Ages
	Number	Rate	Number	Rate			Number	Rate	Number	Rate	
Trachea, lung, and bronchus cancer	122	30.3	59	14.5	35+	Ischemic heart disease	654	170.9	483	125.0	35+
Lip, oral cavity, and pharynx cancer	38	9.2	16	3.7	35+	Stroke	575	153.6	579	148.2	35+
Respiratory disease	208	56.9	133	35.4	35+	Other diseases of the circulatory system	192	51.2	168	43.4	35+
						All causes	10198	2578.9	7562	1871.4	35+

Source: World Health Organization. (2003). *WHO Mortality Database*. Geneva: WHO.

## INFRASTRUCTURE FOR TOBACCO CONTROL

### National Tobacco Control Provisions

Tobacco Bans and Restrictions	Not				Tobacco Requirements and Regulations	Not			
	Banned	Restricted	Regulated	Unknown		Required	Regulated	Regulated	Unknown
Advertising in certain media		X			Advertising health warnings/messages	X			
Advertising to certain audiences	X				Age verification for sales				X
Advertising in certain locations		X			Manufacturing licensure				X
Advertisement content or design		X			Package health warning/message	X			
Sponsorship or promotion for certain audiences				X	Label design on packaging				X
Sponsorship advertising of events	X				Ingredient/constituent information on package label				X
Brand stretching				X	Amount of tar			X	
Sales to minors	X				Amount of nicotine			X	
Sales by minors	X				Amount of other ingredients/constituents			X	
Place of sales				X	Product constituents as confidential information				X
Vending machines		X			Product constituents as public information				X
Free products				X	Constituent disclosure by brand				X
Single cigarette sales			X		Constituent disclosure in the aggregate				X
Misleading information on packaging				X					
Smoking in government buildings (incl. worksites)				X					
Smoking in private worksites				X					
Smoking in educational facilities				X					
Smoking in health care facilities	X								
Smoking on buses	X								
Smoking on trains		X							
Smoking in taxis		X							
Smoking on ferries		X							
Smoking on domestic air flights	X								
Smoking on international air flights	X								
Smoking in restaurants			X						
Smoking in nightclubs and bars			X						
Smoking in other public places		X							

Other Provisions	Yes	No	Unknown
National tobacco control committee		X	
Tobacco control education/promotion	X		
Anti-smuggling provisions			X
Litigation enabling provisions	X		

Refer to Appendix B for more information about national tobacco control provisions.

	Population (millions)			
	1995	2000	2025	2050
All adults, ages 15+	2.490	2.880	5.366	8.429
Female adults	1.189	1.375	2.595	4.119
All youth, ages 0-14	1.789	1.929	2.657	2.551
Female youth	0.849	0.928	1.283	1.234

Source: United Nations Population Division, World Population Prospects 1950-2050 (2000 revision)

Real GDP per capita (PPP), US Dollars	
1975	3358
1980	3118
1985	2954
1990	2772
1995	3681
2000	3622

Source: World Health Report 2002

## SMOKING PREVALENCE

Adult (20-95 Year Olds), 1990		Youth, 1996-1997		Health Professionals, 1990	
Males	76	Males	13.5	Male doctors	2
Females	80	Females	13.3		
		Overall	13.4		

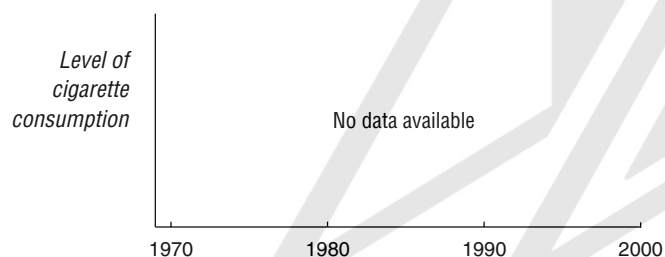
Adult: Cigarette and other tobacco smoking in Kitava; Lindeberg, S. and Lundh, B. (1993). Apparent absence of stroke and ischaemic heart disease in a traditional Melanesian Island: a clinical study in Kitava. *Journal of Internal Medicine* 233(3): 269-275. A 1990 national survey measured smoking prevalence at 46% for males and 28% for females; WHO. (1997). *Tobacco or health: a global status report*. Geneva: WHO.

Youth: Young smokers in Manus and Port Moresby, National Capital District; Hiawalyer, G. *Smoking prevalence among young people in NCD and Manus*. Regional Office for the Western Pacific, Mission Report Annex 6 (14-22 February 2001).

Health professional: Current smoking; World Health Organization. (1997). *Tobacco or health: a global status report*. Geneva: WHO.

## TOBACCO ECONOMY

### Annual per capita Consumption, Three Year Moving Average



### Annual Cigarette Consumption

Year	Per capita Consumption (cigarette sticks)	Total Consumption (millions of cigarette sticks)
1970	-	-
1980	-	-
1990	-	-
1995	-	-
2000	-	-

### Annual Tobacco Trade and Agriculture Statistics

	Unit of Measurement	1970	1980	1990	1995	2000
Cigarette imports	sticks in millions	188	15	5	13	0
Cigarette exports	sticks in millions	-	-	7	-	-
Tobacco leaf imports	metric tons	1057	1600	762	500	29
Tobacco leaf exports (% of total exports)	metric tons (%)	- (-)	59 (-)	31 (0.03%)	- (-)	- (-)
Cigarette production	sticks in millions	-	-	-	-	-
Tobacco leaf production	metric tons	-	-	-	-	-
Land devoted to tobacco growing (% of agricultural land)	hectares (%)	- (-)	- (-)	- (-)	- (-)	- (-)
Employment in tobacco manufacturing	people	385	610	-	-	-

### Retail Price of 20 Cigarettes with Tax

Type	US \$	Local
Domestic brand	\$1.63	6.00
Foreign brand	\$1.63	6.00

Source: EIU, March 2002

### Cigarette Taxes and Duties

Excise duty	48.5 LCU/kg
Import duty	28 LCU/kg or 125%

Source: TMA

### Market Share by Cigarette Manufacturer





## SMOKING-RELATED DISEASE IMPACT

**Mortality from Cancer, Respiratory and Circulatory Disease, 2000**  
Numbers of deaths/World age-standardized mortality rate per 100,000 population

Disease	Male		Female		Ages	Disease	Male		Female		Ages
	Number	Rate	Number	Rate			Number	Rate	Number	Rate	
Trachea, lung, and bronchus cancer	26	8.3	16	4.9	45+	Ischemic heart disease	-	-	-	-	
Lip, oral cavity, and pharynx cancer	322	104.9	203	59.0	45+	Stroke	-	-	-	-	
Respiratory disease	-	-	-	-		Other diseases of the circulatory system	-	-	-	-	
						All causes	-	-	-	-	

Source: Ferlay, J., Bray, F., Pisani, P. and Parkin, D.M. (2001). *GLOBOCAN 2000: Cancer Incidence, Mortality and Prevalence Worldwide, Version 1.0*. [CD-ROM]. IARC CancerBase No. 5. Lyon: IARC Press. Available at URL: <http://www-dep.iarc.fr/globocan/globocan.html>

## INFRASTRUCTURE FOR TOBACCO CONTROL

### National Tobacco Control Provisions

Tobacco Bans and Restrictions	Not				Tobacco Requirements and Regulations	Not			
	Banned	Restricted	Regulated	Unknown		Required	Regulated	Regulated	Unknown
Advertising in certain media		X			Advertising health warnings/messages	X			
Advertising to certain audiences				X	Age verification for sales				X
Advertising in certain locations				X	Manufacturing licensure				X
Advertisement content or design		X			Package health warning/message	X			
Sponsorship or promotion for certain audiences			X		Label design on packaging		X		
Sponsorship advertising of events				X	Ingredient/constituent information on package label	X			
Brand stretching				X	Amount of tar		X		
Sales to minors	X				Amount of nicotine		X		
Sales by minors				X	Amount of other ingredients/constituents		X		
Place of sales				X	Product constituents as confidential information				X
Vending machines	X				Product constituents as public information				X
Free products				X	Constituent disclosure by brand				X
Single cigarette sales				X	Constituent disclosure in the aggregate				X
Misleading information on packaging				X					
Smoking in government buildings (incl. worksites)	X								
Smoking in private worksites				X					
Smoking in educational facilities		X							
Smoking in health care facilities			X						
Smoking on buses		X							
Smoking on trains		X							
Smoking in taxis		X							
Smoking on ferries		X							
Smoking on domestic air flights	X								
Smoking on international air flights				X					
Smoking in restaurants				X					
Smoking in nightclubs and bars				X					
Smoking in other public places		X							

Other Provisions	Yes	No	Unknown
National tobacco control committee			X
Tobacco control education/promotion	X		
Anti-smuggling provisions			X
Litigation enabling provisions			X

Refer to Appendix B for more information about national tobacco control provisions.

Population (millions)

	1995	2000	2025	2050
All adults, ages 15+	2.819	3.324	6.494	9.781
Female adults	1.408	1.658	3.237	4.899
All youth, ages 0-14	2.009	2.173	2.861	2.784
Female youth	0.987	1.067	1.402	1.362

Source: United Nations Population Division, World Population Prospects 1950-2050 (2000 revision)

Real GDP per capita (PPP), US Dollars

1975	2921
1980	4215
1985	3950
1990	4090
1995	4190
2000	3952

Source: World Health Report 2002

SMOKING PREVALENCE

Adult, 1995		Youth, 2001		Physicians (20-80 Year Olds), 1989	
Males	12	Males	16.8	Males	35.2
Females	37	Females	13.7	Females	23.9
Overall	24	Overall	15	Overall	31.7

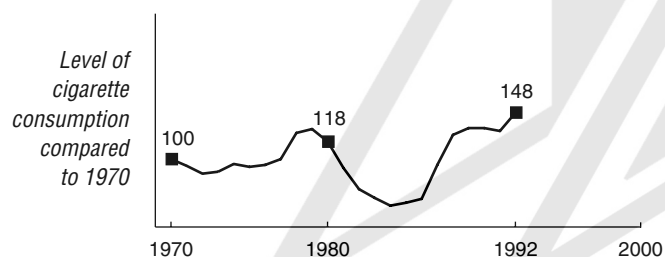
Adult: Any tobacco use, including chewing tobacco; Ministerio de Salud Publica, Centro de Prevencion Cardiovascular. *Encuesta Nacional de Hipertension arterial año 1995*. Information provided by WHO PAHO Regional Office (April 29, 2003).

Youth: *Encuesta a estudiantes de enseñanza escolar basica y secundaria de Asuncion y area Metropolitana, Agosto 2001*. Information provided by PAHO Regional Office (April 29, 2003).

Health professional: Current smoking among 837 physicians; WHO Pan American Health Organization. (1992). *Tobacco or Health: Status in the Americas*. Washington, DC: WHO.

TOBACCO ECONOMY

Annual per capita Consumption, Three Year Moving Average, 1970 = 100



Annual Cigarette Consumption

Year	Per capita Consumption (cigarette sticks)	Total Consumption (millions of cigarette sticks)
1970	1315	1710
1980	1421	2559
1990	1144	2799
1995	-	-
2000	-	-

Annual Tobacco Trade and Agriculture Statistics

	Unit of Measurement	1970	1980	1990	1995	2000
Cigarette imports	sticks in millions	1252	1911	1807	22811	10336
Cigarette exports	sticks in millions	-	-	-	-	3740
Tobacco leaf imports	metric tons	4	7	718	3675	15061
Tobacco leaf exports (% of total exports)	metric tons (%)	19344 (9.00%)	14858 (3.27%)	5370 (0.59%)	4360 (0.61%)	2352 (0.42%)
Cigarette production	sticks in millions	458	648	992	-	-
Tobacco leaf production	metric tons	18000	20500	7779	6945	4486
Land devoted to tobacco growing (% of agricultural land)	hectares (%)	13330 (0.09%)	15000 (0.09%)	4300 (0.02%)	4526 (0.02%)	3235 (0.01%)
Employment in tobacco manufacturing	people	940	-	-	-	-

Retail Price of 20 Cigarettes with Tax

Type	US \$	Local
Domestic brand	\$0.60	3,600.00
Foreign brand	\$0.67	4,000.00

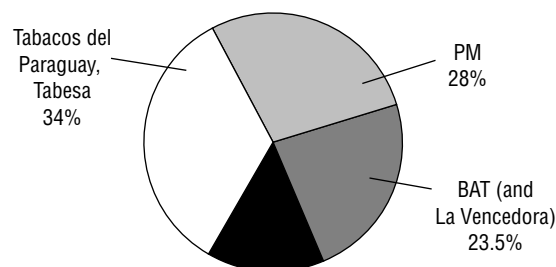
Source: EIU, September 2002

Cigarette Taxes and Duties

Excise tax	8% selective consumption tax
Sales tax	10%
Import duty	22.5% (non-MERCOSUR)
Other import duties	1% air cargo service fee; 0.5% CIF administrative fee; plus consular and customs broker charges

Source: ERC

Market Share by Cigarette Manufacturer, 1999



Source: Consultora ICA, PAHO

## SMOKING-RELATED DISEASE IMPACT

**Mortality from Cancer, Respiratory and Circulatory Disease, 1994**  
Numbers of deaths/World age-standardized mortality rate per 100,000 population

Disease	Male		Female		Ages	Disease	Male		Female		Ages
	Number	Rate	Number	Rate			Number	Rate	Number	Rate	
Trachea, lung, and bronchus cancer	148	36.0	40	7.9	35+	Ischemic heart disease	883	227.0	652	129.2	35+
Lip, oral cavity, and pharynx cancer	42	10.2	5	1.0	35+	Stroke	1049	282.8	1097	219.4	35+
Respiratory disease	51	13.7	45	9.0	35+	Other diseases of the circulatory system	753	204.2	762	152.0	35+
						All causes	6062	1526.8	5495	1076.5	35+

Source: World Health Organization. (2003). *WHO Mortality Database*. Geneva: WHO.

## INFRASTRUCTURE FOR TOBACCO CONTROL

### National Tobacco Control Provisions

Tobacco Bans and Restrictions	Not				Tobacco Requirements and Regulations	Not			
	Banned	Restricted	Regulated	Unknown		Required	Regulated	Regulated	Unknown
Advertising in certain media		X			Advertising health warnings/messages	X			
Advertising to certain audiences		X			Age verification for sales				X
Advertising in certain locations		X			Manufacturing licensure			X	
Advertisement content or design		X			Package health warning/message	X			
Sponsorship or promotion for certain audiences				X	Label design on packaging				X
Sponsorship advertising of events		X			Ingredient/constituent information on package label			X	
Brand stretching		X			Amount of tar			X	
Sales to minors	X				Amount of nicotine			X	
Sales by minors	X				Amount of other ingredients/constituents			X	
Place of sales				X	Product constituents as confidential information				X
Vending machines			X		Product constituents as public information				X
Free products		X			Constituent disclosure by brand				X
Single cigarette sales			X		Constituent disclosure in the aggregate				X
Misleading information on packaging				X					
Smoking in government buildings (incl. worksites)		X			<b>Other Provisions</b>	<b>Yes</b>	<b>No</b>	<b>Unknown</b>	
Smoking in private worksites		X			National tobacco control committee	X			
Smoking in educational facilities		X			Tobacco control education/promotion	X			
Smoking in health care facilities		X			Anti-smuggling provisions			X	
Smoking on buses		X			Litigation enabling provisions	X			
Smoking on trains		X							
Smoking in taxis		X							
Smoking on ferries		X							
Smoking on domestic air flights		X							
Smoking on international air flights		X							
Smoking in restaurants		X							
Smoking in nightclubs and bars		X							
Smoking in other public places		X							

Refer to Appendix B for more information about national tobacco control provisions.

Population (millions)

	1995	2000	2025	2050
All adults, ages 15+	15.079	17.094	27.127	33.774
Female adults	7.681	8.720	13.825	17.245
All youth, ages 0-14	8.453	8.567	8.392	8.348
Female youth	4.162	4.216	4.111	4.081

Source: United Nations Population Division, World Population Prospects 1950-2050 (2000 revision)

Real GDP per capita (PPP), US Dollars

1975	5064
1980	4962
1985	4481
1990	3679
1995	4402
2000	4626

Source: World Health Report 2002

SMOKING PREVALENCE

Adult (20-40 Year Olds), 1999		Youth, 2000		Doctors (25 Years & Older), 1993	
Males	52.5	Males	26.9	Males	27.2
Females	17.8	Females	20.1	Females	19.1
Overall	33.8	Overall	31.8	Overall	25.7

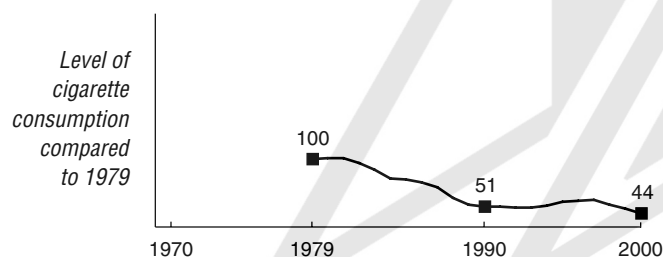
Adult: Smoking during last 30 days; *Encuesta Nacional Sobre Prevención y Uso de Drogas – Informe General, Perú 1999 – Instituto Nacional de Estadística e Informática – Contradrogas (Comisión de Lucha Contra el consumo de Drogas)*. Information provided by PAHO Regional Office (April 29, 2003).

Youth: (Males and Females) Currently use any tobacco product, secondary grades 2-4 in Lima; Global Youth Tobacco Survey Collaborative Group. (2002). *Peru-Lima GYTS Fact Sheet*. Available at URL: [http://www.cdc.gov/Tobacco/global/gyts/GYTS\\_factsheets.htm](http://www.cdc.gov/Tobacco/global/gyts/GYTS_factsheets.htm). (Overall) Currently use any tobacco product, students 13-15 years old in Lima; Global Youth Tobacco Survey Collaborative Group. (2002). Special Report: Tobacco use among youth: a cross country comparison. *Tobacco Control* 11: 252-270.

Health professional: Current smoking; Asthon, L.P., et al. (1993). El médico y el tabaquismo en el Perú. *Acta Cancerológica*. Information provided by WHO PAHO Regional Office (April 29, 2003).

TOBACCO ECONOMY

Annual per capita Consumption, Three Year Moving Average, 1979 = 100



Annual Cigarette Consumption

Year	Per capita Consumption (cigarette sticks)	Total Consumption (millions of cigarette sticks)
1970	-	-
1980	380	3827
1990	194	2585
1995	210	3166
2000	160	2731

Annual Tobacco Trade and Agriculture Statistics

	Unit of Measurement	1970	1980	1990	1995	2000
Cigarette imports	sticks in millions	1	1	-	125	624
Cigarette exports	sticks in millions	-	-	-	-	1498
Tobacco leaf imports	metric tons	60	730	111	407	678
Tobacco leaf exports (% of total exports)	metric tons (%)	586 (0.02%)	273 (0.01%)	37 (0.00%)	- (-)	115 (0.01%)
Cigarette production	sticks in millions	-	3826	2585	3041	3605
Tobacco leaf production	metric tons	2304	2920	3100	3100	12549
Land devoted to tobacco growing (% of agricultural land)	hectares (%)	2435 (0.01%)	2258 (0.01%)	2500 (0.01%)	2500 (0.01%)	10000 (0.03%)
Employment in tobacco manufacturing	people	-	900	817	-	-

Retail Price of 20 Cigarettes with Tax

Type	US \$	Local
Domestic brand	\$1.37	5.00
Foreign brand	\$1.37	5.00

Source: EIU, September 2002

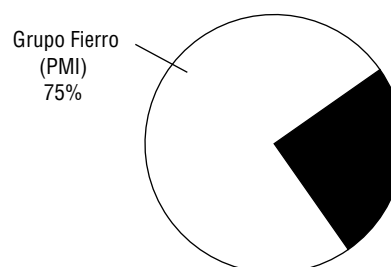
Cigarette Taxes and Duties

Excise tax	100% selective consumption tax
Sales tax	18%
Import duty	12% CIF value

Preferential rates may apply to Mexico and some SA countries

Source: ERC

Market Share by Cigarette Manufacturer, 2001



Source: Instituto de Defensa del Consumidor, PAHO

## SMOKING-RELATED DISEASE IMPACT

### Mortality from Cancer, Respiratory and Circulatory Disease, 2000

Numbers of deaths/World age-standardized mortality rate per 100,000 population

Disease	Male		Female		Ages	Disease	Male		Female		Ages
	Number	Rate	Number	Rate			Number	Rate	Number	Rate	
Trachea, lung, and bronchus cancer	869	40.6	424	17.4	45+	Ischemic heart disease	-	-	-	-	
Lip, oral cavity, and pharynx cancer	105	4.9	107	4.4	45+	Stroke	-	-	-	-	
Respiratory disease	-	-	-	-		Other diseases of the circulatory system	-	-	-	-	
						All causes	-	-	-	-	

Source: Ferlay, J., Bray, F., Pisani, P. and Parkin, D.M. (2001). *GLOBOCAN 2000: Cancer Incidence, Mortality and Prevalence Worldwide, Version 1.0*. [CD-ROM]. IARC CancerBase No. 5. Lyon: IARC Press. Available at URL: <http://www-dep.iarc.fr/globocan/globocan.html>

## INFRASTRUCTURE FOR TOBACCO CONTROL

### National Tobacco Control Provisions

Tobacco Bans and Restrictions	Not				Tobacco Requirements and Regulations	Not			
	Banned	Restricted	Regulated	Unknown		Required	Regulated	Regulated	Unknown
Advertising in certain media		X			Advertising health warnings/messages	X			
Advertising to certain audiences		X			Age verification for sales				X
Advertising in certain locations		X			Manufacturing licensure			X	
Advertisement content or design				X	Package health warning/message	X			
Sponsorship or promotion for certain audiences				X	Label design on packaging				X
Sponsorship advertising of events			X		Ingredient/constituent information on package label	X			
Brand stretching			X		Amount of tar			X	
Sales to minors	X				Amount of nicotine			X	
Sales by minors			X		Amount of other ingredients/constituents			X	
Place of sales		X			Product constituents as confidential information				X
Vending machines			X		Product constituents as public information				X
Free products			X		Constituent disclosure by brand				X
Single cigarette sales			X		Constituent disclosure in the aggregate				X
Misleading information on packaging				X					
Smoking in government buildings (incl. worksites)		X							
Smoking in private worksites		X							
Smoking in educational facilities		X							
Smoking in health care facilities		X							
Smoking on buses		X							
Smoking on trains		X							
Smoking in taxis		X							
Smoking on ferries		X							
Smoking on domestic air flights		X							
Smoking on international air flights			X						
Smoking in restaurants		X							
Smoking in nightclubs and bars		X							
Smoking in other public places		X							

Other Provisions	Yes	No	Unknown
National tobacco control committee	X		
Tobacco control education/promotion	X		
Anti-smuggling provisions			X
Litigation enabling provisions		X	

Refer to Appendix B for more information about national tobacco control provisions.

Population (millions)

	1995	2000	2025	2050
All adults, ages 15+	41.379	47.258	80.381	102.262
Female adults	20.725	23.672	40.285	51.566
All youth, ages 0-14	26.962	28.395	26.692	26.121
Female youth	13.200	13.890	13.006	12.684

Source: United Nations Population Division, World Population Prospects 1950-2050 (2000 revision)

Real GDP per capita (PPP), US Dollars

1975	3949
1980	4638
1985	3853
1990	4313
1995	4289
2000	4747

Source: World Health Report 2002

SMOKING PREVALENCE

Adult (15-74 Year Olds), 2001

Males	50.6
Females	8
Overall	23.5

Youth, 2000

Males	37.3
Females	18.4
Overall	23.3

Physicians, 1987

Males	63
Females	37

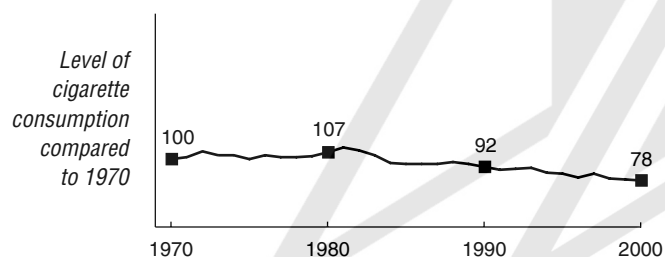
Adult: Current smoker; Tiglao, T.V. and Baquilod, M.M. (2001). *Baseline Risk Factor Survey, 2001 Philippines*. Reported in Strong, K. and Bonita, R. (2003). *The SuRF Report 1. Surveillance of Risk Factors related to Noncommunicable Diseases: Current status of global data*. Geneva: WHO.

Youth: (Males and Females) Currently use any tobacco product, forms 2-4; Global Youth Tobacco Survey Collaborative Group. (2002). *Philippines GYTS Fact Sheet*. Retrieved from the CDC, Global Tobacco Prevention and Control: [http://www.cdc.gov/Tobacco/global/gyts/GYTS\\_factsheets.htm](http://www.cdc.gov/Tobacco/global/gyts/GYTS_factsheets.htm). (Overall) Currently use any tobacco product, students 13-15 years old; Global Youth Tobacco Survey Collaborative Group. (2002). Special Report: Tobacco use among youth: a cross country comparison. *Tobacco Control 11: 252-270*.

Health professionals: World Health Organization. (1997). *Tobacco or health: a global status report*. Geneva: WHO.

TOBACCO ECONOMY

Annual per capita Consumption, Three Year Moving Average, 1970 = 100



Annual Cigarette Consumption

Year	Per capita Consumption (cigarette sticks)	Total Consumption (millions of cigarette sticks)
1970	1990	39770
1980	2160	59087
1990	1846	66628
1995	1462	60516
2000	1529	72268

Annual Tobacco Trade and Agriculture Statistics

	Unit of Measurement	1970	1980	1990	1995	2000
Cigarette imports	sticks in millions	112	281	476	4413	2739
Cigarette exports	sticks in millions	13	4	5598	897	3627
Tobacco leaf imports	metric tons	4202	13936	11956	25233	30687
Tobacco leaf exports (% of total exports)	metric tons (%)	38411 (1.28%)	20369 (0.50%)	13150 (0.25%)	12344 (0.12%)	10086 (0.05%)
Cigarette production	sticks in millions	39671	58810	71750	57000	73156
Tobacco leaf production	metric tons	61206	41985	81722	63700	49479
Land devoted to tobacco growing (% of agricultural land)	hectares (%)	87410 (1.05%)	61040 (0.57%)	63335 (0.57%)	56304 (0.50%)	44041 (0.39%)
Employment in tobacco manufacturing	people	22600	18500	13000	11100	-

Retail Price of 20 Cigarettes with Tax

Type	US \$	Local
Domestic brand	\$0.47	24.50
Foreign brand	\$0.66	34.00

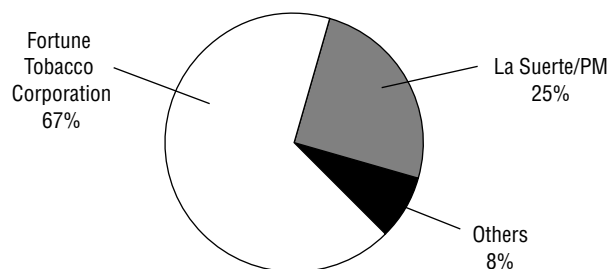
Source: EIU, September 2002

Cigarette Taxes and Duties

Excise tax	0.40-13.44 LCU/pack based on retail price
Sales tax	10%
Import duty	7%
Other import duties	250 LCU/shipment processing fee; 0.1 LCU/1000 cigs inspection fee

Source: ERC

Market Share by Cigarette Manufacturer, 2000



Source: ERC

## SMOKING-RELATED DISEASE IMPACT

**Mortality from Cancer, Respiratory and Circulatory Disease, 1996**  
Numbers of deaths/World age-standardized mortality rate per 100,000 population

Disease	Male		Female		Ages	Disease	Male		Female		Ages
	Number	Rate	Number	Rate			Number	Rate	Number	Rate	
Trachea, lung, and bronchus cancer	3811	52.3	1281	16.6	35+	Ischemic heart disease	16057	257.0	11141	177.1	35+
Lip, oral cavity, and pharynx cancer	1000	14.2	635	8.6	35+	Stroke	12467	204.8	9825	150.4	35+
Respiratory disease	7384	120.7	3574	52.5	35+	Other diseases of the circulatory system	7737	135.4	6803	107.0	35+
						All causes	144931	2265.2	103311	1553.7	35+

Source: World Health Organization. (2003). *WHO Mortality Database*. Geneva: WHO.

## INFRASTRUCTURE FOR TOBACCO CONTROL

### National Tobacco Control Provisions

Tobacco Bans and Restrictions	Not				Tobacco Requirements and Regulations	Not			
	Banned	Restricted	Regulated	Unknown		Required	Regulated	Regulated	Unknown
Advertising in certain media			X		Advertising health warnings/messages	X			
Advertising to certain audiences	X				Age verification for sales			X	
Advertising in certain locations			X		Manufacturing licensure				X
Advertisement content or design		X			Package health warning/message	X			
Sponsorship or promotion for certain audiences			X		Label design on packaging		X		
Sponsorship advertising of events			X		Ingredient/constituent information on package label			X	
Brand stretching			X		Amount of tar			X	
Sales to minors			X		Amount of nicotine			X	
Sales by minors			X		Amount of other ingredients/constituents			X	
Place of sales			X		Product constituents as confidential information			X	
Vending machines			X		Product constituents as public information			X	
Free products		X			Constituent disclosure by brand			X	
Single cigarette sales			X		Constituent disclosure in the aggregate			X	
Misleading information on packaging			X						
Smoking in government buildings (incl. worksites)		X							
Smoking in private worksites			X						
Smoking in educational facilities		X							
Smoking in health care facilities		X							
Smoking on buses	X								
Smoking on trains	X								
Smoking in taxis			X						
Smoking on ferries			X						
Smoking on domestic air flights	X								
Smoking on international air flights			X						
Smoking in restaurants	X								
Smoking in nightclubs and bars			X						
Smoking in other public places		X							

Other Provisions	Yes	No	Unknown
National tobacco control committee		X	
Tobacco control education/promotion	X		
Anti-smuggling provisions		X	
Litigation enabling provisions		X	

Refer to Appendix B for more information about national tobacco control provisions.

## Population (millions)

	1995	2000	2025	2050
All adults, ages 15+	29.795	31.210	31.798	28.115
Female adults	15.516	16.240	16.599	14.658
All youth, ages 0-14	8.800	7.395	5.456	5.255
Female youth	4.297	3.604	2.651	2.553

Source: United Nations Population Division, World Population Prospects 1950-2050 (2000 revision)

## Real GDP per capita (PPP), US Dollars

Year	Real GDP per capita (PPP), US Dollars
1975	6665
1980	6765
1985	6410
1990	6134
1995	6746
2000	8631

Source: World Health Report 2002

## SMOKING PREVALENCE

## Adult (15 Years &amp; Older), 1997-1999

Males	42
Females	23
Overall	34

## Youth (13-15 Year Olds), 1999

Males	27
Females	20
Overall	24

## Physicians, 1995

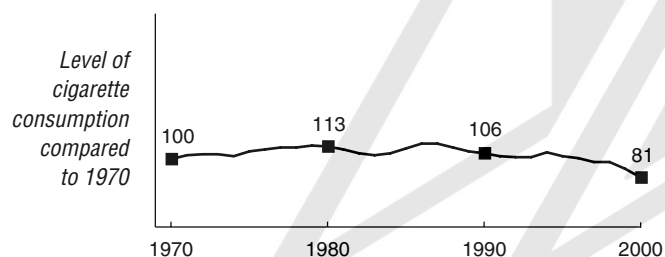
Males	24
Females	16

Adult: Daily smokers; Nationwide survey on smoking behaviours and attitudes. Annual national randomized surveys of adults. Reported in World Health Organization. (2002). *European Country Profiles on Tobacco Control, 2001*. Copenhagen: WHO Regional Office for Europe.Youth: Schoolchildren who had smoked at least one cigarette during the previous month; *Polish Youth Tobacco Survey, 1999* (part of WHO Global Youth Tobacco Survey). Reported in World Health Organization. (2002). *European Country Profiles on Tobacco Control, 2001*. Copenhagen: WHO Regional Office for Europe.

Health professional: Regular daily smoking; Information provided by Martyna Kuptel in the WHO European Region's Tobacco Questionnaire 1996/1997.

## TOBACCO ECONOMY

## Annual per capita Consumption, Three Year Moving Average, 1970 = 100



## Annual Cigarette Consumption

Year	Per capita Consumption (cigarette sticks)	Total Consumption (millions of cigarette sticks)
1970	2900	69193
1980	3520	94859
1990	3383	96532
1995	3303	98400
2000	2395	74751

## Annual Tobacco Trade and Agriculture Statistics

	Unit of Measurement	1970	1980	1990	1995	2000
Cigarette imports	sticks in millions	–	1413	5032	1550	87
Cigarette exports	sticks in millions	–	–	–	4150	8776
Tobacco leaf imports	metric tons	3544	23099	15465	44548	23335
Tobacco leaf exports (% of total exports)	metric tons (%)	9636 (–)	8894 (0.14%)	10469 (0.14%)	583 (0.01%)	3944 (0.02%)
Cigarette production	sticks in millions	69193	93446	91500	101000	83440
Tobacco leaf production	metric tons	85000	56259	59000	39750	29545
Land devoted to tobacco growing (% of agricultural land)	hectares (%)	47000 (0.24%)	51680 (0.27%)	27527 (0.15%)	18554 (0.10%)	14057 (0.08%)
Employment in tobacco manufacturing	people	11000	10000	10000	14460	–

## Retail Price of 20 Cigarettes with Tax

Type	US \$	Local
Domestic brand	\$1.13	4.69
Foreign brand	\$1.51	6.29

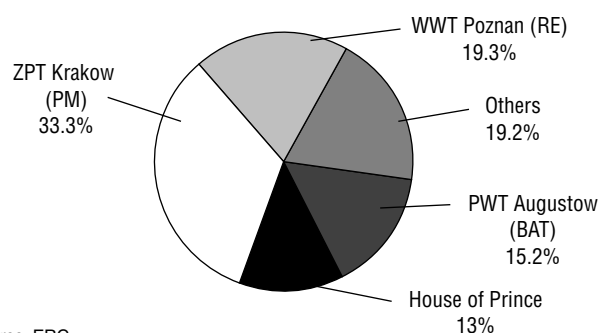
Source: EIU, September 2002

## Cigarette Taxes and Duties

Excise tax	50 LCU/1000 cigs + 25%
Sales tax	22%
Import duty	90% (min 9 ECU/1000 cigs) if within yearly quota
Import duty	173% (min 19 ECU/1000 cigs) if over yearly quota

Source: ERC

## Market Share by Cigarette Manufacturer, 2000



Source: ERC



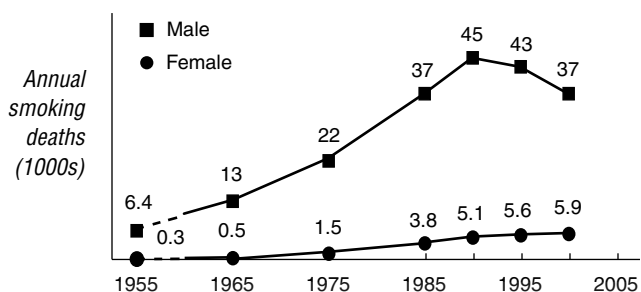
## SMOKING-ATTRIBUTED DISEASE IMPACT

Numbers of Deaths Attributed to Smoking/Total Deaths (thousands), 2000

Cause	Males (by age)			Females (by age)		
	0-34	35-69	70+	0-34	35-69	70+
Lung cancer	-/0.0	9.5/10	5.5/6.0	-/0.0	1.7/2.4	1.0/1.7
All cancer	-/0.7	15/27	8.2/20	-/0.5	2.2/18	1.4/18
Vascular	-/0.6	13/35	7.2/48	-/0.2	2.2/15	2.8/76
Respiratory	-/0.2	2.2/3.5	3.1/6.8	-/0.1	0.5/1.5	0.9/6.2
All other	-/8.5	6.2/30	1.8/15	-/3.1	1.0/9.9	0.7/24
All causes	-/10	37/95	20/90	-/4.0	5.9/44	5.8/124

Source: Peto, Lopez, et al., 1992, 1994 (update 2003)

Smoking-Attributed Numbers of Deaths per Year, Ages 35-69 Only



## INFRASTRUCTURE FOR TOBACCO CONTROL

National Tobacco Control Provisions

Tobacco Bans and Restrictions	Not				Tobacco Requirements and Regulations	Not			
	Banned	Restricted	Regulated	Unknown		Required	Regulated	Regulated	Unknown
Advertising in certain media	X				Advertising health warnings/messages				X
Advertising to certain audiences	X				Age verification for sales			X	
Advertising in certain locations		X			Manufacturing licensure	X			
Advertisement content or design				X	Package health warning/message	X			
Sponsorship or promotion for certain audiences	X				Label design on packaging		X		
Sponsorship advertising of events	X				Ingredient/constituent information on package label	X			
Brand stretching	X				Amount of tar		X		
Sales to minors	X				Amount of nicotine		X		
Sales by minors			X		Amount of other ingredients/constituents			X	
Place of sales		X			Product constituents as confidential information			X	
Vending machines	X				Product constituents as public information			X	
Free products			X		Constituent disclosure by brand			X	
Single cigarette sales	X				Constituent disclosure in the aggregate			X	
Misleading information on packaging			X						
Smoking in government buildings (incl. worksites)	X								
Smoking in private worksites	X								
Smoking in educational facilities	X								
Smoking in health care facilities	X								
Smoking on buses	X								
Smoking on trains		X							
Smoking in taxis	X								
Smoking on ferries		X							
Smoking on domestic air flights	X								
Smoking on international air flights	X								
Smoking in restaurants		X							
Smoking in nightclubs and bars		X							
Smoking in other public places		X							

Other Provisions	Yes	No	Unknown
National tobacco control committee	X		
Tobacco control education/promotion		X	
Anti-smuggling provisions		X	
Litigation enabling provisions		X	

Refer to Appendix B for more information about national tobacco control provisions.

**Population (millions)**

	1995	2000	2025	2050
All adults, ages 15+	8.152	8.344	8.473	7.709
Female adults	4.280	4.382	4.436	4.020
All youth, ages 0-14	1.764	1.672	1.358	1.297
Female youth	0.861	0.815	0.659	0.629

Source: United Nations Population Division, World Population Prospects 1950-2050 (2000 revision)

**Real GDP per capita (PPP), US Dollars**

1975	7820
1980	9337
1985	9520
1990	12689
1995	13898
2000	16225

Source: World Health Report 2002

**SMOKING PREVALENCE**

**Adult (19 Years & Older), 1995-1996**

Males	29.4
Females	6.4
Overall	17.2

**Youth (15-16 Year Olds), 1999**

Males	18
Females	15
Overall	17

**General Practitioners, 1991**

Males	44
-------	----

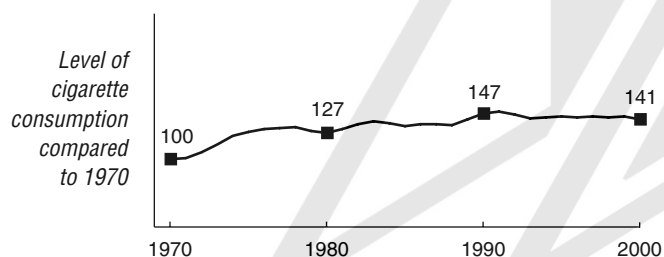
Adult: Regular smokers who had smoked daily during the previous two weeks; National health survey 1995/1996. Reported in World Health Organization. (2002). *European Country Profiles on Tobacco Control, 2001*. Copenhagen: WHO Regional Office for Europe.

Youth: Lifetime use of cigarettes, 40 times or more; Hibbell, B., Andersson, B., Ahlström, S., Balakireva, O., Bjarnson, T., Kokkevi, A. and Morgan, M. (2000). *The 1999 ESPAD (European School Survey Project on Alcohol and Drugs) Report*. Stockholm: The Swedish Council for Information on Alcohol and Other Drugs. Available at URL: [http://www.can.se/in\\_english/pdf/espadsurvey.pdf](http://www.can.se/in_english/pdf/espadsurvey.pdf).

Health professional: Daily and occasional smoking; Freour, P. and Tessier J.F. (1993). [Smoking habits in France among general practitioners and the general male population over a twenty-five year period (1966-1991)]. *Bulletin de l'Academie Nationale de Medecine* 177(1): 21-32.

**TOBACCO ECONOMY**

**Annual per capita Consumption, Three Year Moving Average, 1970 = 100**



**Annual Cigarette Consumption**

Year	Per capita Consumption (cigarette sticks)	Total Consumption (millions of cigarette sticks)
1970	1419	8773
1980	1805	13053
1990	2203	17445
1995	2105	17159
2000	1998	16667

**Annual Tobacco Trade and Agriculture Statistics**

	Unit of Measurement	1970	1980	1990	1995	2000
Cigarette imports	sticks in millions	190	67	127	4210	1987
Cigarette exports	sticks in millions	141	295	229	266	6697
Tobacco leaf imports	metric tons	6569	15254	10387	4770	12766
Tobacco leaf exports (% of total exports)	metric tons (%)	- (-)	- (-)	3136 (0.03%)	2448 (0.01%)	4151 (0.03%)
Cigarette production	sticks in millions	8724	13281	17547	13215	21377
Tobacco leaf production	metric tons	9516	6906	4911	4945	6193
Land devoted to tobacco growing (% of agricultural land)	hectares (%)	6000 (0.15%)	3500 (0.09%)	2262 (0.06%)	2011 (0.05%)	2132 (0.05%)
Employment in tobacco manufacturing	people	1300	2500	1804	1287	-

**Retail Price of 20 Cigarettes with Tax**

Type	US \$	Local
Domestic brand	\$2.13	2.15
Foreign brand	\$2.13	2.15

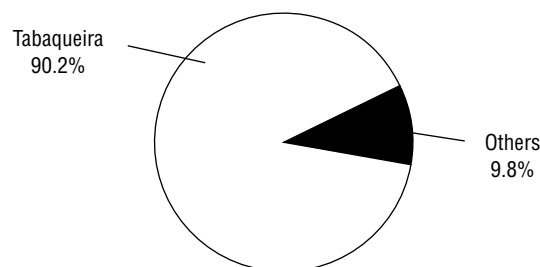
Source: EIU, September 2002

**Cigarette Taxes and Duties**

Excise tax	7035 LCU/1000 cigs
Excise tax	26% of retail price
Sales tax	14.53%

Source: ERC

**Market Share by Cigarette Manufacturer, 1999**



Source: ERC

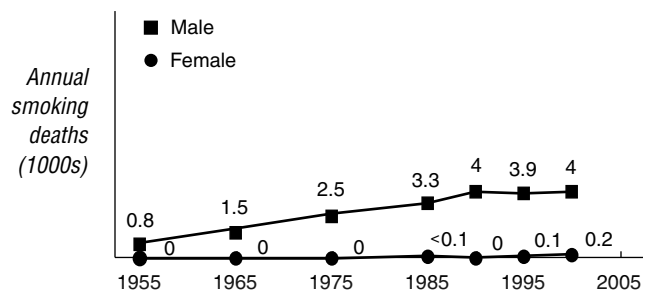
## SMOKING-ATTRIBUTED DISEASE IMPACT

Numbers of Deaths Attributed to Smoking/Total Deaths (thousands), 2000

Cause	Males (by age)			Females (by age)		
	0-34	35-69	70+	0-34	35-69	70+
Lung cancer	-/0.0	1.1/1.3	0.9/1.1	-/0.0	0.1/0.3	0.0/0.3
All cancer	-/0.2	1.9/5.4	1.5/7.1	-/0.2	0.1/3.5	0.1/5.1
Vascular	-/0.1	0.8/4.4	0.9/14	-/0.1	0.1/2.2	0.1/20
Respiratory	-/0.1	0.4/1.0	1.0/4.5	-/0.0	0.0/0.4	0.1/4.2
All other	-/2.8	0.9/6.9	0.5/8.7	-/0.9	0.1/2.9	0.0/11
All causes	-/3.2	4.0/18	3.8/34	-/1.2	0.2/9.0	0.3/40

Source: Peto, Lopez, et al., 1992, 1994 (update 2003)

Smoking-Attributed Numbers of Deaths per Year, Ages 35-69 Only



## INFRASTRUCTURE FOR TOBACCO CONTROL

National Tobacco Control Provisions

Tobacco Bans and Restrictions	Not				Tobacco Requirements and Regulations	Not			
	Banned	Restricted	Regulated	Unknown		Required	Regulated	Regulated	Unknown
Advertising in certain media	X				Advertising health warnings/messages	X			
Advertising to certain audiences				X	Age verification for sales				X
Advertising in certain locations		X			Manufacturing licensure	X			
Advertisement content or design				X	Package health warning/message	X			
Sponsorship or promotion for certain audiences	X				Label design on packaging		X		
Sponsorship advertising of events	X				Ingredient/constituent information on package label	X			
Brand stretching	X				Amount of tar		X		
Sales to minors			X		Amount of nicotine		X		
Sales by minors				X	Amount of other ingredients/constituents			X	
Place of sales				X	Product constituents as confidential information				X
Vending machines			X		Product constituents as public information				X
Free products		X			Constituent disclosure by brand				X
Single cigarette sales	X				Constituent disclosure in the aggregate				X
Misleading information on packaging				X					
Smoking in government buildings (incl. worksites)		X							
Smoking in private worksites		X							
Smoking in educational facilities		X							
Smoking in health care facilities		X							
Smoking on buses	X								
Smoking on trains		X							
Smoking in taxis	X								
Smoking on ferries		X							
Smoking on domestic air flights		X							
Smoking on international air flights		X							
Smoking in restaurants			X						
Smoking in nightclubs and bars			X						
Smoking in other public places		X							

Other Provisions	Yes	No	Unknown
National tobacco control committee	X		
Tobacco control education/promotion	X		
Anti-smuggling provisions			X
Litigation enabling provisions			X

Refer to Appendix B for more information about national tobacco control provisions.

	Population (millions)			
	1995	2000	2025	2050
All adults, ages 15+	2.777	2.981	3.733	4.014
Female adults	1.462	1.574	1.966	2.088
All youth, ages 0-14	0.940	0.933	0.882	0.821
Female youth	0.461	0.456	0.430	0.400

Source: United Nations Population Division, World Population Prospects 1950-2050 (2000 revision)

Real GDP per capita (PPP), US Dollars	
1975	-
1980	-
1985	-
1990	-
1995	-
2000	-

Source: No data available

## SMOKING PREVALENCE

Adult (18 Years & Older), 2000		Youth, 1995		Health Professionals	
Males	16.8	Males	23.1	Males	-
Females	9.9	Females	15.0	Females	-
Overall	13.1			Overall	-

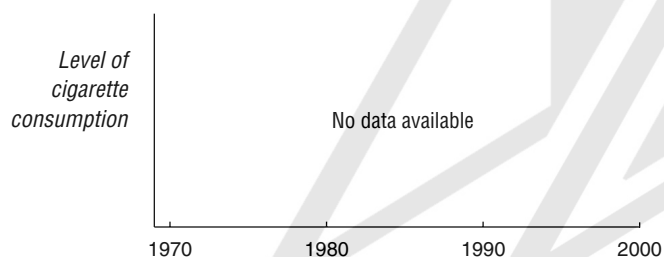
Adult: "Do you smoke cigarettes now?"; Centers for Disease Control and Prevention. *Behavioral Risk Factor Surveillance System*. Available at URL: <http://apps.nccd.cdc.gov/brfss>.

Youth: Current cigarette smoking on more than one of 30 days preceding the survey; Kann, L., Warren, C.W., Harris, W.A., Collins, J.L., Williams, B.I., Ross, J.G. and Kolbe, L.J. (1996). Youth Risk Behavior Surveillance - United States, 1995 [CDC Surveillance Summaries]. *Mortality and Morbidity Weekly Report* 45(SS-4): 1-83.

Health professional: No data available

## TOBACCO ECONOMY

Annual per capita Consumption, Three Year Moving Average



Annual Cigarette Consumption

Year	Per capita Consumption (cigarette sticks)	Total Consumption (millions of cigarette sticks)
1970	-	-
1980	-	-
1990	-	-
1995	-	-
2000	-	-

Annual Tobacco Trade and Agriculture Statistics

	Unit of Measurement	1970	1980	1990	1995	2000
Cigarette imports	sticks in millions	-	-	-	-	-
Cigarette exports	sticks in millions	-	-	-	-	-
Tobacco leaf imports	metric tons	-	-	-	-	-
Tobacco leaf exports (% of total exports)	metric tons (%)	- (-)	- (-)	- (-)	- (-)	- (-)
Cigarette production	sticks in millions	-	-	-	-	-
Tobacco leaf production	metric tons	2963	949	10	2	2
Land devoted to tobacco growing (% of agricultural land)	hectares (%)	2004 (0.36%)	629 (0.13%)	9 (0.00%)	2 (0.00%)	2 (0.00%)
Employment in tobacco manufacturing	people	6120	2100	940	690	-

Retail Price of 20 Cigarettes with Tax

Type	US \$	Local
Domestic brand	-	-
Foreign brand	-	3.75

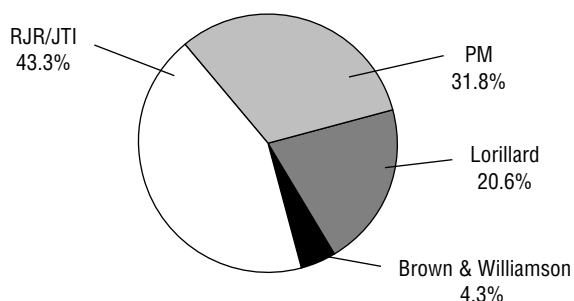
Source: EIU, September 2002

Cigarette Taxes and Duties

Excise tax	-
Sales tax	-
Import duty	-

Source: No data available

Market Share by Cigarette Manufacturer, 1999



Source: Maxwell Report 2000

## SMOKING-RELATED DISEASE IMPACT

**Mortality from Cancer, Respiratory and Circulatory Disease, 1999**  
Numbers of deaths/World age-standardized mortality rate per 100,000 population

Disease	Male		Female		Ages	Disease	Male		Female		Ages
	Number	Rate	Number	Rate			Number	Rate	Number	Rate	
Trachea, lung, and bronchus cancer	393	50.9	162	17.3	35+	Ischemic heart disease	2310	294.2	1869	183.0	35+
Lip, oral cavity, and pharynx cancer	104	14.3	17	1.6	35+	Stroke	900	111.0	947	90.4	35+
Respiratory disease	548	65.1	534	50.5	35+	Other diseases of the circulatory system	834	103.2	869	82.8	35+
						All causes	29386	3793.2	23556	2372.8	35+

Source: World Health Organization. (2003). *WHO Mortality Database*. Geneva: WHO.

## INFRASTRUCTURE FOR TOBACCO CONTROL

### National Tobacco Control Provisions

Tobacco Bans and Restrictions	Not				Tobacco Requirements and Regulations	Not			
	Banned	Restricted	Regulated	Unknown		Required	Regulated	Regulated	Unknown
Advertising in certain media				X	Advertising health warnings/messages				X
Advertising to certain audiences				X	Age verification for sales				X
Advertising in certain locations				X	Manufacturing licensure				X
Advertisement content or design				X	Package health warning/message				X
Sponsorship or promotion for certain audiences				X	Label design on packaging				X
Sponsorship advertising of events				X	Ingredient/constituent information on package label				X
Brand stretching				X	Amount of tar				X
Sales to minors				X	Amount of nicotine				X
Sales by minors				X	Amount of other ingredients/constituents				X
Place of sales				X	Product constituents as confidential information				X
Vending machines				X	Product constituents as public information				X
Free products				X	Constituent disclosure by brand				X
Single cigarette sales				X	Constituent disclosure in the aggregate				X
Misleading information on packaging				X					
Smoking in government buildings (incl. worksites)				X	<b>Other Provisions</b>	<b>Yes</b>	<b>No</b>	<b>Unknown</b>	
Smoking in private worksites				X	National tobacco control committee			X	
Smoking in educational facilities				X	Tobacco control education/promotion			X	
Smoking in health care facilities				X	Anti-smuggling provisions			X	
Smoking on buses				X	Litigation enabling provisions			X	
Smoking on trains				X					
Smoking in taxis				X					
Smoking on ferries				X					
Smoking on domestic air flights				X					
Smoking on international air flights				X					
Smoking in restaurants				X					
Smoking in nightclubs and bars				X					
Smoking in other public places				X					

Refer to Appendix B for more information about national tobacco control provisions.

## Population (millions)

	1995	2000	2025	2050
All adults, ages 15+	0.375	0.414	0.595	0.666
Female adults	0.107	0.125	0.233	0.310
All youth, ages 0-14	0.137	0.151	0.160	0.164
Female youth	0.067	0.074	0.078	0.080

Source: United Nations Population Division, World Population Prospects 1950-2050 (2000 revision)

## Real GDP per capita (PPP), US Dollars

1975	37197
1980	34876
1985	22108
1990	19268
1995	17831
2000	22040

Source: World Health Report 2002

## SMOKING PREVALENCE

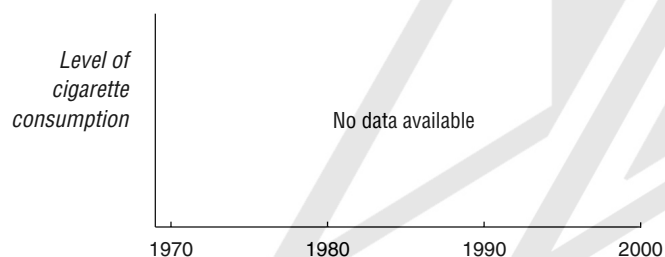
Adult, 1999		Youth (15-19 Year Olds), 1999		Health Professionals	
Males	37	All youth	18	Males	-
Females	0.5			Females	-
				Overall	-

Adult and Youth: Smoking data from the Hamad Medical Center Survey; Reported in *Country Profiles on Tobacco Control in the Eastern Mediterranean Region*. Available at URL: <http://www.emro.who.int/TFI/CountryProfile.htm>.

Health professional: No data available

## TOBACCO ECONOMY

## Annual per capita Consumption, Three Year Moving Average



## Annual Cigarette Consumption

Year	Per capita Consumption (cigarette sticks)	Total Consumption (millions of cigarette sticks)
1970	-	-
1980	-	-
1990	-	-
1995	-	-
2000	-	-

## Annual Tobacco Trade and Agriculture Statistics


	Unit of Measurement	1970	1980	1990	1995	2000
Cigarette imports	sticks in millions	-	684	822	1045	-
Cigarette exports	sticks in millions	-	-	-	1	1
Tobacco leaf imports	metric tons	-	49	27	9	20
Tobacco leaf exports (% of total exports)	metric tons (%)	- (-)	- (-)	- (-)	- (-)	- (-)
Cigarette production	sticks in millions	-	-	-	-	-
Tobacco leaf production	metric tons	-	-	-	-	-
Land devoted to tobacco growing (% of agricultural land)	hectares (%)	- (-)	- (-)	- (-)	- (-)	- (-)
Employment in tobacco manufacturing	people	-	-	-	-	-

## Retail Price of 20 Cigarettes with Tax

Type	US \$	Local
Domestic brand	\$1.37	5.00
Foreign brand	\$1.92	7.00

Source: EIU, September 2002

## Market Share by Cigarette Manufacturer



## Cigarette Taxes and Duties

Excise tax	-
Sales tax	-
Import duty	-

Source: No data available

## SMOKING-RELATED DISEASE IMPACT

**Mortality from Cancer, Respiratory and Circulatory Disease, 1995**  
Numbers of deaths/World age-standardized mortality rate per 100,000 population

Disease	Male		Female		Ages	Disease	Male		Female		Ages
	Number	Rate	Number	Rate			Number	Rate	Number	Rate	
Trachea, lung, and bronchus cancer	15	32.2	3	13.4	35-74	Ischemic heart disease	113	225.7	40	167.0	35-74
Lip, oral cavity, and pharynx cancer	1	2.2	0	0.0	35-74	Stroke	44	96.7	37	104.6	35-74
Respiratory disease	5	4.0	7	15.1	35-74	Other diseases of the circulatory system	34	63.7	10	17.9	35-74
						All causes	898	1597.6	522	1603.6	35-74

Source: World Health Organization. (2003). *WHO Mortality Database*. Geneva: WHO.

## INFRASTRUCTURE FOR TOBACCO CONTROL

### National Tobacco Control Provisions

Tobacco Bans and Restrictions	Not				Tobacco Requirements and Regulations	Not			
	Banned	Restricted	Regulated	Unknown		Required	Regulated	Regulated	Unknown
Advertising in certain media	X				Advertising health warnings/messages				X
Advertising to certain audiences				X	Age verification for sales				X
Advertising in certain locations				X	Manufacturing licensure				X
Advertisement content or design				X	Package health warning/message	X			
Sponsorship or promotion for certain audiences	X				Label design on packaging		X		
Sponsorship advertising of events				X	Ingredient/constituent information on package label	X			
Brand stretching	X				Amount of tar		X		
Sales to minors	X				Amount of nicotine		X		
Sales by minors				X	Amount of other ingredients/constituents				X
Place of sales		X			Product constituents as confidential information				X
Vending machines				X	Product constituents as public information				X
Free products				X	Constituent disclosure by brand				X
Single cigarette sales				X	Constituent disclosure in the aggregate				X
Misleading information on packaging				X					
Smoking in government buildings (incl. worksites)				X	<b>Other Provisions</b>	<b>Yes</b>	<b>No</b>	<b>Unknown</b>	
Smoking in private worksites				X	National tobacco control committee	X			
Smoking in educational facilities	X				Tobacco control education/promotion			X	
Smoking in health care facilities	X				Anti-smuggling provisions			X	
Smoking on buses	X				Litigation enabling provisions			X	
Smoking on trains	X								
Smoking in taxis	X								
Smoking on ferries	X								
Smoking on domestic air flights				X					
Smoking on international air flights				X					
Smoking in restaurants				X					
Smoking in nightclubs and bars				X					
Smoking in other public places		X							

Refer to Appendix B for more information about national tobacco control provisions.

Population (millions)

	1995	2000	2025	2050
All adults, ages 15+	34.471	37.000	43.732	43.077
Female adults	17.337	18.626	22.120	22.045
All youth, ages 0-14	10.481	9.740	8.333	8.483
Female youth	4.975	4.592	4.064	4.138

Source: United Nations Population Division, World Population Prospects 1950-2050 (2000 revision)

Real GDP per capita (PPP), US Dollars

1975	3778
1980	4887
1985	6651
1990	9957
1995	13601
2000	16045

Source: World Health Report 2002

SMOKING PREVALENCE

Adult (18 Years & Older), 1996

Males	64.8
Females	5.5

Youth, 1998-1999

Males	29
Females	13

Physicians, 1998

Males	43.1
Females	1

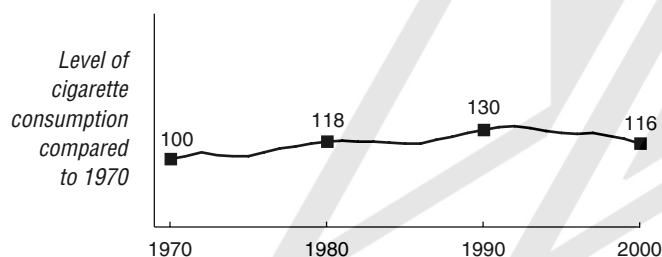
Adult: Current smoking as determined by the Korean Gallup; Information provided by Dr. Il Soon Kim, Korean Association of Smoking and Health.

Youth: Regular smokers in 10-12 grade students; Han, S., Choe, M.K., Lee, M.S. and Lee, S.H. (2001). Risk-taking behavior among high school students in South Korea. *Journal of Adolescence* 24(4): 571-574.

Health professional: Current smoking among physicians working at University Hospital as clinicians or professors measured by the Korean Medical Insurance Corporation Study, 1998; Information provided by Dr. Sun Ha Jee of the Department of Epidemiology & Disease Control, Yonsei University.

TOBACCO ECONOMY

Annual per capita Consumption, Three Year Moving Average, 1970 = 100



Annual Cigarette Consumption

Year	Per capita Consumption (cigarette sticks)	Total Consumption (millions of cigarette sticks)
1970	2145	39672
1980	2778	69899
1990	3022	96068
1995	2899	99949
2000	2686	99378

Annual Tobacco Trade and Agriculture Statistics

	Unit of Measurement	1970	1980	1990	1995	2000
Cigarette imports	sticks in millions	49	10	4473	13953	9991
Cigarette exports	sticks in millions	9	468	405	1513	8899
Tobacco leaf imports	metric tons	432	14410	8170	12364	12314
Tobacco leaf exports (% of total exports)	metric tons (%)	18613 (1.62%)	33648 (0.48%)	21003 (0.12%)	532 (0.00%)	3763 (0.01%)
Cigarette production	sticks in millions	39632	70357	92000	87509	98286
Tobacco leaf production	metric tons	56309	92506	70073	83862	68198
Land devoted to tobacco growing (% of agricultural land)	hectares (%)	43002 (1.85%)	45873 (2.04%)	31329 (1.44%)	32230 (1.57%)	24300 (1.23%)
Employment in tobacco manufacturing	people	11000	13200	7200	5043	-

Retail Price of 20 Cigarettes with Tax

Type	US \$	Local
Domestic brand	\$1.26	1,500.00
Foreign brand	\$1.68	2,000.00

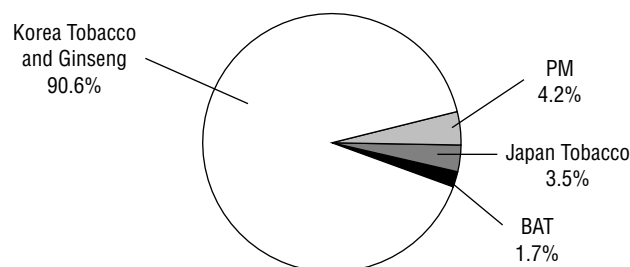
Source: EIU, September 2002

Cigarette Taxes and Duties

Excise tax	40-510 LCU/pack consumption tax + 40% on tax value
Excise tax	2 LCU/pack; 4 LCU/pack
Sales tax	10%
Import duty	30%

Source: ERC

Market Share by Cigarette Manufacturer, 2001



Source: ERC



## SMOKING-RELATED DISEASE IMPACT

**Mortality from Cancer, Respiratory and Circulatory Disease, 2000**  
Numbers of deaths/World age-standardized mortality rate per 100,000 population

Disease	Male		Female		Ages	Disease	Male		Female		Ages
	Number	Rate	Number	Rate			Number	Rate	Number	Rate	
Trachea, lung, and bronchus cancer	8563	123.8	2934	28.7	35+	Ischemic heart disease	5570	81.2	4449	43.8	35+
Lip, oral cavity, and pharynx cancer	651	9.9	387	4.0	35+	Stroke	16410	260.6	18144	178.8	35+
Respiratory disease	2503	47.6	1565	15.8	35+	Other diseases of the circulatory system	3563	55.1	4021	40.0	35+
						All causes	248890	3760.8	205768	2039.6	35+

Source: World Health Organization. (2003). *WHO Mortality Database*. Geneva: WHO.

## INFRASTRUCTURE FOR TOBACCO CONTROL

### National Tobacco Control Provisions

Tobacco Bans and Restrictions	Not				Tobacco Requirements and Regulations	Not			
	Banned	Restricted	Regulated	Unknown		Required	Regulated	Regulated	Unknown
Advertising in certain media		X			Advertising health warnings/messages	X			
Advertising to certain audiences		X			Age verification for sales				X
Advertising in certain locations			X		Manufacturing licensure				X
Advertisement content or design			X		Package health warning/message	X			
Sponsorship or promotion for certain audiences			X		Label design on packaging			X	
Sponsorship advertising of events				X	Ingredient/constituent information on package label			X	
Brand stretching				X	Amount of tar			X	
Sales to minors	X				Amount of nicotine			X	
Sales by minors				X	Amount of other ingredients/constituents			X	
Place of sales				X	Product constituents as confidential information				X
Vending machines		X			Product constituents as public information				X
Free products				X	Constituent disclosure by brand				X
Single cigarette sales				X	Constituent disclosure in the aggregate				X
Misleading information on packaging			X						
Smoking in government buildings (incl. worksites)		X							
Smoking in private worksites		X							
Smoking in educational facilities		X							
Smoking in health care facilities	X								
Smoking on buses	X								
Smoking on trains	X								
Smoking in taxis				X					
Smoking on ferries				X					
Smoking on domestic air flights	X								
Smoking on international air flights				X					
Smoking in restaurants				X					
Smoking in nightclubs and bars				X					
Smoking in other public places		X							

Other Provisions	Yes	No	Unknown
National tobacco control committee	X		
Tobacco control education/promotion	X		
Anti-smuggling provisions			X
Litigation enabling provisions			X

Refer to Appendix B for more information about national tobacco control provisions.

Population (millions)

	1995	2000	2025	2050
All adults, ages 15+	3.185	3.302	3.402	3.030
Female adults	1.700	1.756	1.780	1.569
All youth, ages 0-14	1.154	0.993	0.650	0.548
Female youth	0.567	0.486	0.316	0.266

Source: United Nations Population Division, World Population Prospects 1950-2050 (2000 revision)

Real GDP per capita (PPP), US Dollars

1975	3247
1980	3998
1985	4411
1990	3964
1995	2358
2000	2005

Source: World Health Report 2002

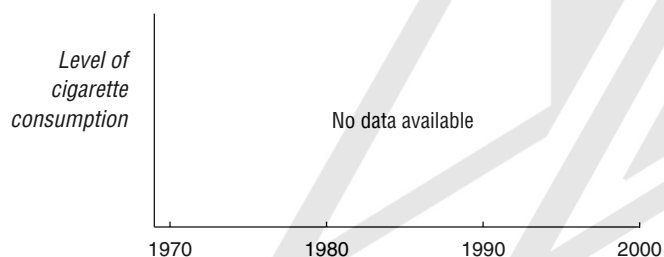
SMOKING PREVALENCE

Adult, 1999		Youth (14 Years & Younger), 1998		Physicians, 1998	
Males	46	Males	0.5	Males	44.4
Females	18	Females	0.2	Females	5.8

Adult: National Tobacco Agency. Reported in World Health Organization. (2002). *European Country Profiles on Tobacco Control, 2001*. Copenhagen: WHO Regional Office for Europe.  
Youth and Health professional: Current smoking measured by the National Household Budget Survey; Information provided by Mr. Vasile Pinzaru, Vice Director General of the Department for Statistical and Sociological Analysis of the Republic of Moldova.

TOBACCO ECONOMY

Annual per capita Consumption, Three Year Moving Average



Annual Cigarette Consumption

Year	Per capita Consumption (cigarette sticks)	Total Consumption (millions of cigarette sticks)
1970	-	-
1980	-	-
1990	-	-
1995	-	-
2000	-	-

Annual Tobacco Trade and Agriculture Statistics

	Unit of Measurement	1970	1980	1990	1995	2000
Cigarette imports	sticks in millions	-	-	-	132	3427
Cigarette exports	sticks in millions	-	-	-	-	401
Tobacco leaf imports	metric tons	-	-	-	1307	2149
Tobacco leaf exports (% of total exports)	metric tons (%)	- (-)	- (-)	- (-)	17803 (2.08%)	20882 (6.32%)
Cigarette production	sticks in millions	-	7559	9088	7108	9262
Tobacco leaf production	metric tons	-	-	-	27000	23500
Land devoted to tobacco growing (% of agricultural land)	hectares (%)	- (-)	- (-)	- (-)	20156 (0.79%)	23500 (0.92%)
Employment in tobacco manufacturing	people	-	-	2079	2293	-

Retail Price of 20 Cigarettes with Tax

Type	US \$	Local
Average price	\$0.19	0.90

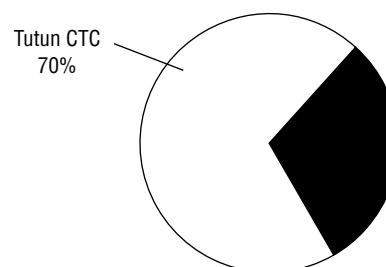
Source: TMA, 1997

Cigarette Taxes and Duties

Excise tax	7 LCU/1000 filtered cigs; 3 LCU/1000 plain cigs
Sales tax	20%
Import duty	3 ECU/1000 cigs
Other import duties	50-6000 ECU customs clearance fee based on CIF value

Source: ERC

Market Share by Cigarette Manufacturer, 2000



Source: TMA

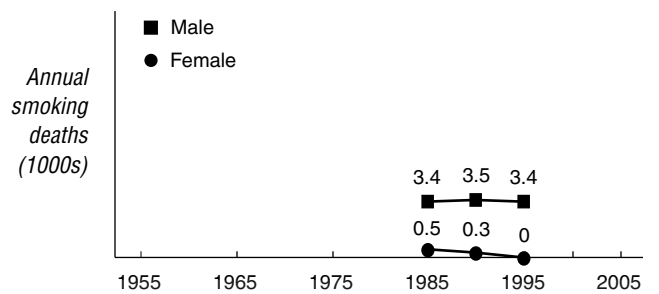
## SMOKING-ATTRIBUTED DISEASE IMPACT

Numbers of Deaths Attributed to Smoking/Total Deaths, 2000

Cause	Males (by age)			Females (by age)		
	0-34	35-69	70+	0-34	35-69	70+
Lung cancer	-/5	436/477	80/107	-/2	42/99	1/38
All cancer	-/85	787/1887	114/561	-/92	55/1372	1/550
Vascular	-/73	1133/4382	248/5924	-/35	177/3503	9/9081
Respiratory	-/135	478/881	226/585	-/109	57/318	7/499
All other	-/1462	449/4061	24/1126	-/613	33/2177	0/1713
All causes	-/1755	2847/11211	612/8196	-/849	322/7370	17/11843

Source: Peto, Lopez, et al., 1992, 1994 (update 2003)

Smoking-Attributed Numbers of Deaths per Year, Ages 35-69 Only



## INFRASTRUCTURE FOR TOBACCO CONTROL

National Tobacco Control Provisions

Tobacco Bans and Restrictions	Not			Tobacco Requirements and Regulations	Not			
	Banned	Restricted	Regulated		Unknown	Required	Regulated	Regulated
Advertising in certain media		X		Advertising health warnings/messages	X			
Advertising to certain audiences		X		Age verification for sales				X
Advertising in certain locations			X	Manufacturing licensure	X			
Advertisement content or design		X		Package health warning/message	X			
Sponsorship or promotion for certain audiences			X	Label design on packaging		X		
Sponsorship advertising of events				Ingredient/constituent information on package label	X			
Brand stretching			X	Amount of tar		X		
Sales to minors	X			Amount of nicotine		X		
Sales by minors				Amount of other ingredients/constituents		X		
Place of sales				Product constituents as confidential information				X
Vending machines	X			Product constituents as public information				X
Free products	X			Constituent disclosure by brand				X
Single cigarette sales	X			Constituent disclosure in the aggregate				X
Misleading information on packaging								
Smoking in government buildings (incl. worksites)		X						
Smoking in private worksites		X						
Smoking in educational facilities	X							
Smoking in health care facilities	X							
Smoking on buses	X							
Smoking on trains		X						
Smoking in taxis	X							
Smoking on ferries		X						
Smoking on domestic air flights	X							
Smoking on international air flights	X							
Smoking in restaurants		X						
Smoking in nightclubs and bars			X					
Smoking in other public places	X							

Other Provisions	Yes	No	Unknown
National tobacco control committee	X		
Tobacco control education/promotion			X
Anti-smuggling provisions			X
Litigation enabling provisions			X

Refer to Appendix B for more information about national tobacco control provisions.

## Population (millions)

	1995	2000	2025	2050
All adults, ages 15+	18.037	18.343	17.615	15.272
Female adults	9.285	9.460	9.128	7.958
All youth, ages 0-14	4.644	4.095	2.970	2.878
Female youth	2.272	2.000	1.445	1.397

Source: United Nations Population Division, World Population Prospects 1950-2050 (2000 revision)

## Real GDP per capita (PPP), US Dollars

1975	5344
1980	7404
1985	7603
1990	7758
1995	7093
2000	6771

Source: World Health Report 2002

## SMOKING PREVALENCE

Adult (25-44 Year Olds), 1995		Youth (14-16 Year Olds), 1994-1996		Doctors	
Males	61.7	Youth, 14 year olds	2.8	Males	50.1
Females	25	Youth, 16 year olds	12.3	Females	38.6
Overall	43.45			Overall	43.2

Adult: Daily smokers; Survey on evaluation of health status, degree of autonomy of handicapped persons and the behaviour of the population towards its own health (consumption of tobacco and alcohol). Bucharest, Ministry of Health, Centre for Medical Statistics and Documentation, 1995. Reported in World Health Organization. (2002). *European Country Profiles on Tobacco Control, 2001*. Copenhagen: WHO Regional Office for Europe.

Youth: Daily smoking in main towns of nine districts measured by Programme of Fight Against Tobacco; Didilescu, C., et al. (1996, September 19). Estimation survey of smoking prevalence among pupils of the eighth, tenth and twelfth forms. *Smoke-free Europe Conference Abstracts*.

Health professional: Smoking; Didilescu, C. (2000). The prevalence of smoking in physicians in Romania. *Pneumologia 49(2)*: 91-94.

## TOBACCO ECONOMY

## Annual per capita Consumption, Three Year Moving Average, 1991 = 100



## Annual Cigarette Consumption

Year	Per capita Consumption (cigarette sticks)	Total Consumption (millions of cigarette sticks)
1970	-	-
1980	-	-
1991	1753	31232
1995	2052	37004
1997	1730	31398

## Annual Tobacco Trade and Agriculture Statistics

	Unit of Measurement	1970	1980	1990	1995	2000
Cigarette imports	sticks in millions	-	-	-	22335	3474
Cigarette exports	sticks in millions	-	-	-	78	71
Tobacco leaf imports	metric tons	1822	-	3477	7736	20388
Tobacco leaf exports (% of total exports)	metric tons (%)	4325 (-)	3200 (-)	1532 (0.03%)	7 (0.00%)	996 (0.02%)
Cigarette production	sticks in millions	-	-	18090	14747	-
Tobacco leaf production	metric tons	22516	37300	14200	13358	10900
Land devoted to tobacco growing (% of agricultural land)	hectares (%)	33610 (0.23%)	43600 (0.29%)	16800 (0.11%)	9623 (0.07%)	10521 (0.07%)
Employment in tobacco manufacturing	people	9000	10000	6200	-	-

## Retail Price of 20 Cigarettes with Tax

Type	US \$	Local
Domestic brand	\$0.58	19.00
Foreign brand	\$0.73	24.00

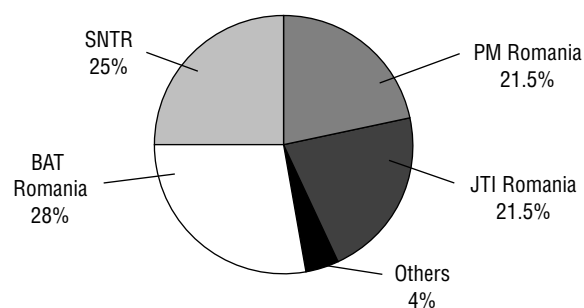
Source: EIU, September 2002

## Cigarette Taxes and Duties

Excise duty	2.4 ECU/1000 cigs + 32.5%
Sales tax	19% of the retail price
Import duty	98%
Other import duties	0.5% customs fee

Source: ERC

## Market Share by Cigarette Manufacturer, 2000



Source: ERC

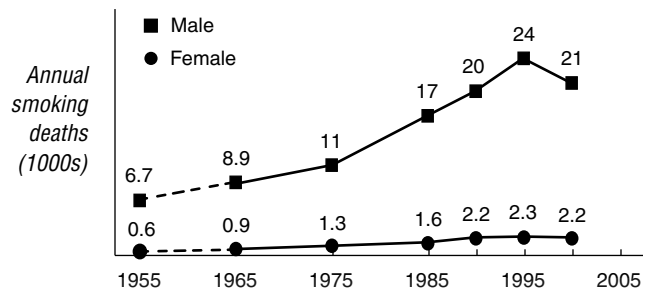
## SMOKING-ATTRIBUTED DISEASE IMPACT

Numbers of Deaths Attributed to Smoking/Total Deaths (thousands), 2000

Cause	Males (by age)			Females (by age)		
	0-34	35-69	70+	0-34	35-69	70+
Lung cancer	-/0.0	4.9/5.2	1.4/1.7	-/0.0	0.5/0.9	0.3/0.7
All cancer	-/0.6	7.7/15	2.0/8.1	-/0.6	0.6/9.6	0.4/7.1
Vascular	-/0.5	9.3/29	2.9/46	-/0.2	1.2/16	1.4/65
Respiratory	-/1.2	2.0/3.6	1.5/4.1	-/0.9	0.2/1.2	0.7/3.8
All other	-/6.4	2.1/17	0.2/5.1	-/3.0	0.2/6.7	0.1/4.7
All causes	-/8.7	21/64	6.5/64	-/4.7	2.2/34	2.6/81

Source: Peto, Lopez, et al., 1992, 1994 (update 2003)

Smoking-Attributed Numbers of Deaths per Year, Ages 35-69 Only



## INFRASTRUCTURE FOR TOBACCO CONTROL

National Tobacco Control Provisions

Tobacco Bans and Restrictions	Not				Tobacco Requirements and Regulations	Not			
	Banned	Restricted	Regulated	Unknown		Required	Regulated	Regulated	Unknown
Advertising in certain media		X			Advertising health warnings/messages	X			
Advertising to certain audiences	X				Age verification for sales			X	
Advertising in certain locations		X			Manufacturing licensure	X			
Advertisement content or design		X			Package health warning/message	X			
Sponsorship or promotion for certain audiences			X		Label design on packaging		X		
Sponsorship advertising of events				X	Ingredient/constituent information on package label	X			
Brand stretching			X		Amount of tar			X	
Sales to minors	X				Amount of nicotine			X	
Sales by minors			X		Amount of other ingredients/constituents			X	
Place of sales		X			Product constituents as confidential information			X	
Vending machines			X		Product constituents as public information			X	
Free products			X		Constituent disclosure by brand			X	
Single cigarette sales	X				Constituent disclosure in the aggregate			X	
Misleading information on packaging			X						
Smoking in government buildings (incl. worksites)				X					
Smoking in private worksites			X						
Smoking in educational facilities	X								
Smoking in health care facilities	X								
Smoking on buses		X							
Smoking on trains		X							
Smoking in taxis			X						
Smoking on ferries				X					
Smoking on domestic air flights			X						
Smoking on international air flights			X						
Smoking in restaurants			X						
Smoking in nightclubs and bars			X						
Smoking in other public places		X							

Other Provisions	Yes	No	Unknown
National tobacco control committee	X		
Tobacco control education/promotion		X	
Anti-smuggling provisions		X	
Litigation enabling provisions		X	

Refer to Appendix B for more information about national tobacco control provisions.

**Population (millions)**

	1995	2000	2025	2050
All adults, ages 15+	116.701	119.368	109.113	90.152
Female adults	63.185	64.595	59.305	48.892
All youth, ages 0-14	31.440	26.123	16.574	14.107
Female youth	15.396	12.766	8.093	6.879

Source: United Nations Population Division, World Population Prospects 1950-2050 (2000 revision)

**Real GDP per capita (PPP), US Dollars**

1975	6728
1980	8282
1985	9139
1990	8212
1995	5555
2000	5575

Source: World Health Report 2002

**SMOKING PREVALENCE**

**Adult (20 Years & Older), 1992-1998**

Males	63.7
Females	9.2

**Youth (15-16 Year Olds), 1999**

Males	46
Females	38
Overall	42

**Physicians (30-70 Year Olds), 1996-1999**

Males	41
Females	13

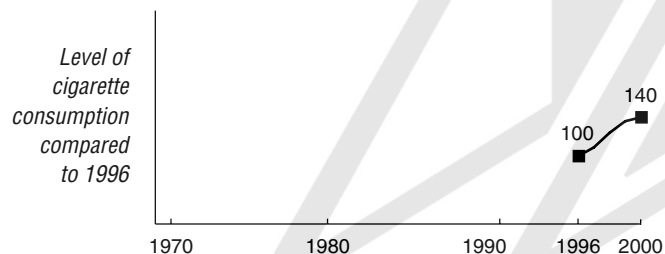
Adult: Current tobacco use; Shalnova, S.A., et al. (1998). [Prevalence of smoking in Russia. Results of a survey of a nationally representative population sample.] *Profilaktika zabolovani i ukreplenie zdorov'ja* 3. Reported in World Health Organization. (2002). *European Country Profiles on Tobacco Control, 2001*. Copenhagen: WHO Regional Office for Europe.

Youth: Lifetime use of cigarettes, 40 times or more; Hibbell, B., Andersson, B., Ahlström, S., Balakireva, O., Bjarnson, T., Kokkevi, A. and Morgan, M. (2000). *The 1999 ESPAD (European School Survey Project on Alcohol and Drugs) Report*. Stockholm: The Swedish Council for Information on Alcohol and Other Drugs. Available at URL: [http://www.can.se/in\\_english/pdf/espasummary.pdf](http://www.can.se/in_english/pdf/espasummary.pdf).

Health professional: Current smoking among physicians in Moscow; Information provided by Dr. David Zaridze.

**TOBACCO ECONOMY**

**Annual per capita Consumption, Three Year Moving Average, 1996 = 100**



**Annual Cigarette Consumption**

Year	Per capita Consumption (cigarette sticks)	Total Consumption (millions of cigarette sticks)
1970	-	-
1980	-	-
1990	-	-
1996	1554	182178
2000	2919	348411

**Annual Tobacco Trade and Agriculture Statistics**

	Unit of Measurement	1970	1980	1990	1995	2000
Cigarette imports	sticks in millions	-	-	-	-	15003
Cigarette exports	sticks in millions	-	-	-	-	545
Tobacco leaf imports	metric tons	-	-	-	143598	276202
Tobacco leaf exports (% of total exports)	metric tons (%)	- (-)	- (-)	- (-)	2210 (-)	36 (0.00%)
Cigarette production	sticks in millions	-	181345	150533	140973	333953
Tobacco leaf production	metric tons	-	-	-	740	1600
Land devoted to tobacco growing (% of agricultural land)	hectares (%)	- (-)	- (-)	-	1270 (0.00%)	1700 (0.00%)
Employment in tobacco manufacturing	people	-	-	-	12900	-

**Retail Price of 20 Cigarettes with Tax**

Type	US \$	Local
Domestic brand	\$0.57	18.00
Foreign brand	\$1.01	32.00

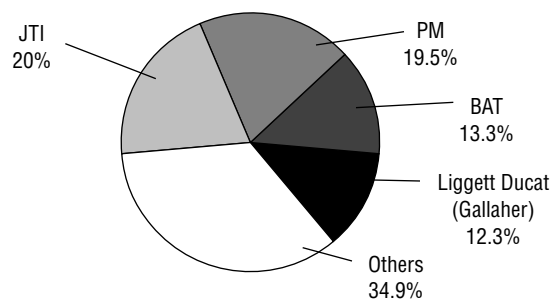
Source: EIU, September 2002

**Cigarette Taxes and Duties**

Excise tax	35-75 LCU/1000 filtered cigs; 10 LCU/1000 plain cigs
Excise tax	0.075 LCU/pack
Sales tax	20%
Import duty	30% or 3 ECU/1000 cigs, whichever is greater (developing countries are charged at 75% of this rate)

Source: ERC

**Market Share by Cigarette Manufacturer, 2001**



Source: ERC

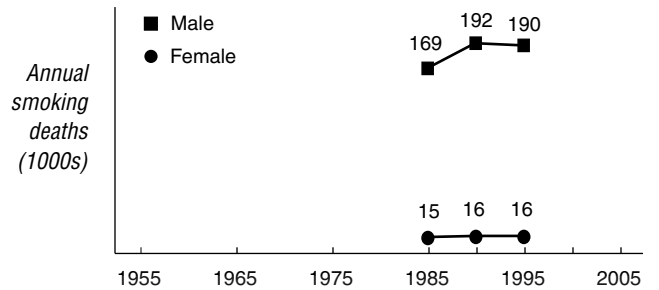
## SMOKING-ATTRIBUTED DISEASE IMPACT

Numbers of Deaths Attributed to Smoking/Total Deaths (thousands), 2000

Cause	Males (by age)			Females (by age)		
	0-34	35-69	70+	0-34	35-69	70+
Lung cancer	-/0.1	33/35	14/15	-/0.1	1.3/4.0	2.2/4.7
All cancer	-/3.3	56/108	21/52	-/3.1	1.7/69	2.9/61
Vascular	-/9.3	114/299	33/237	-/2.6	5.2/154	11/530
Respiratory	-/4.5	27/45	14/23	-/2.4	1.2/10	4.4/17
All other	-/107	33/248	3.3/44	-/31	1.0/79	1.3/87
All causes	-/124	231/699	71/356	-/39	9.1/311	20/695

Source: Peto, Lopez, et al., 1992, 1994 (update 2003)

Smoking-Attributed Numbers of Deaths per Year, Ages 35-69 Only



## INFRASTRUCTURE FOR TOBACCO CONTROL

National Tobacco Control Provisions

Tobacco Bans and Restrictions	Not				Tobacco Requirements and Regulations	Not			
	Banned	Restricted	Regulated	Unknown		Required	Regulated	Regulated	Unknown
Advertising in certain media		X			Advertising health warnings/messages	X			
Advertising to certain audiences		X			Age verification for sales	X			
Advertising in certain locations		X			Manufacturing licensure	X			
Advertisement content or design		X			Package health warning/message	X			
Sponsorship or promotion for certain audiences			X		Label design on packaging		X		
Sponsorship advertising of events				X	Ingredient/constituent information on package label	X			
Brand stretching			X		Amount of tar		X		
Sales to minors	X				Amount of nicotine		X		
Sales by minors				X	Amount of other ingredients/constituents			X	
Place of sales		X			Product constituents as confidential information				X
Vending machines	X				Product constituents as public information				X
Free products			X		Constituent disclosure by brand				X
Single cigarette sales	X				Constituent disclosure in the aggregate				X
Misleading information on packaging				X					
Smoking in government buildings (incl. worksites)	X								
Smoking in private worksites	X								
Smoking in educational facilities	X								
Smoking in health care facilities	X								
Smoking on buses	X								
Smoking on trains		X							
Smoking in taxis			X						
Smoking on ferries	X								
Smoking on domestic air flights	X								
Smoking on international air flights		X							
Smoking in restaurants			X						
Smoking in nightclubs and bars			X						
Smoking in other public places		X							
					<b>Other Provisions</b>	<b>Yes</b>	<b>No</b>	<b>Unknown</b>	
					National tobacco control committee	X			
					Tobacco control education/promotion	X			
					Anti-smuggling provisions			X	
					Litigation enabling provisions			X	

Refer to Appendix B for more information about national tobacco control provisions.

	Population (millions)			
	1995	2000	2025	2050
All adults, ages 15+	2.669	4.239	7.795	13.476
Female adults	1.363	2.155	3.923	6.777
All youth, ages 0-14	2.311	3.370	5.088	5.047
Female youth	1.158	1.688	2.538	2.510

Source: United Nations Population Division, World Population Prospects 1950-2050 (2000 revision)

Real GDP per capita (PPP), US Dollars	
1975	637
1980	877
1985	870
1990	818
1995	682
2000	734

Source: World Health Report 2002

## SMOKING PREVALENCE

Adult (40 Years & Older), 1992-1994		Youth (11-15 Year Olds)		Health Professionals	
Males	7	All youth	16.7	Males	-
Females	4			Females	-
				Overall	-

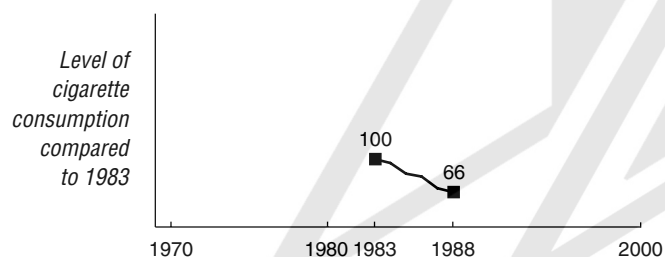
Adult: Currently smoking 5 or more cigarettes per day, two main hospitals of Butare; Newton, R., Ngilimana, P.J., Grulich, A., Beval, V., Sindikubwabo, B., Nganyira, A. and Parking, M.D. (1996). Cancer in Rwanda. *International Journal of Cancer* 66(1): 75-81.

Youth: Cigarette smoking in Rugunga, Kigali (survey year unknown); Kabanda, G. (1998). *Analysis of the situation of tobacco in Rwanda by the WHO*. Kigali: Department of Health.

Health professional: No data available

## TOBACCO ECONOMY

### Annual per capita Consumption, Three Year Moving Average, 1983 = 100



### Annual Cigarette Consumption

Year	Per capita Consumption (cigarette sticks)	Total Consumption (millions of cigarette sticks)
1970	-	-
1983	296	845
1988	138	484
1995	-	-
2000	-	-

### Annual Tobacco Trade and Agriculture Statistics

	Unit of Measurement	1970	1980	1990	1995	2000
Cigarette imports	sticks in millions	0	180	10	10	10
Cigarette exports	sticks in millions	-	-	-	-	-
Tobacco leaf imports	metric tons	-	522	455	19	600
Tobacco leaf exports (% of total exports)	metric tons (%)	- (-)	- (-)	- (-)	- (-)	- (-)
Cigarette production	sticks in millions	-	-	-	-	-
Tobacco leaf production	metric tons	800	2200	3400	3600	3800
Land devoted to tobacco growing (% of agricultural land)	hectares (%)	1100 (0.08%)	1700 (0.10%)	2500 (0.13%)	2800 (0.19%)	2800 (0.17%)
Employment in tobacco manufacturing	people	-	-	-	-	-

### Retail Price of 20 Cigarettes with Tax

Type	US \$	Local
Domestic brand	-	-
Foreign brand	-	-

Source: No data available

### Cigarette Taxes and Duties

Excise tax	-
Sales tax	-
Import duty	-

Source: No data available

### Market Share by Cigarette Manufacturer





## SMOKING-RELATED DISEASE IMPACT

**Mortality from Cancer, Respiratory and Circulatory Disease, 2000**  
Numbers of deaths/World age-standardized mortality rate per 100,000 population

Disease	Male		Female		Ages	Disease	Male		Female		Ages
	Number	Rate	Number	Rate			Number	Rate	Number	Rate	
Trachea, lung, and bronchus cancer	23	7.8	0	0.0	45+	Ischemic heart disease	-	-	-	-	
Lip, oral cavity, and pharynx cancer	61	18.0	34	7.6	45+	Stroke	-	-	-	-	
Respiratory disease	-	-	-	-		Other diseases of the circulatory system	-	-	-	-	
						All causes	-	-	-	-	

Source: Ferlay, J., Bray, F., Pisani, P. and Parkin, D.M. (2001). *GLOBOCAN 2000: Cancer Incidence, Mortality and Prevalence Worldwide, Version 1.0*. [CD-ROM]. IARC CancerBase No. 5. Lyon: IARC Press. Available at URL: <http://www-dep.iarc.fr/globocan/globocan.html>

## INFRASTRUCTURE FOR TOBACCO CONTROL

### National Tobacco Control Provisions

Tobacco Bans and Restrictions	Not				Tobacco Requirements and Regulations	Not			
	Banned	Restricted	Regulated	Unknown		Required	Regulated	Regulated	Unknown
Advertising in certain media			X		Advertising health warnings/messages			X	
Advertising to certain audiences			X		Age verification for sales			X	
Advertising in certain locations			X		Manufacturing licensure			X	
Advertisement content or design			X		Package health warning/message			X	
Sponsorship or promotion for certain audiences			X		Label design on packaging			X	
Sponsorship advertising of events			X		Ingredient/constituent information on package label			X	
Brand stretching			X		Amount of tar			X	
Sales to minors			X		Amount of nicotine			X	
Sales by minors			X		Amount of other ingredients/constituents			X	
Place of sales			X		Product constituents as confidential information			X	
Vending machines			X		Product constituents as public information			X	
Free products			X		Constituent disclosure by brand			X	
Single cigarette sales			X		Constituent disclosure in the aggregate			X	
Misleading information on packaging			X						
Smoking in government buildings (incl. worksites)			X		<b>Other Provisions</b>	<b>Yes</b>	<b>No</b>	<b>Unknown</b>	
Smoking in private worksites			X		National tobacco control committee			X	
Smoking in educational facilities			X		Tobacco control education/promotion			X	
Smoking in health care facilities			X		Anti-smuggling provisions			X	
Smoking on buses			X		Litigation enabling provisions			X	
Smoking on trains			X						
Smoking in taxis			X						
Smoking on ferries			X						
Smoking on domestic air flights			X						
Smoking on international air flights			X						
Smoking in restaurants			X						
Smoking in nightclubs and bars			X						
Smoking in other public places			X						

Refer to Appendix B for more information about national tobacco control provisions.

	Population (millions)			
	1995	2000	2025	2050
Total	0.040	0.038	0.034	0.034
Females	0.020	0.019	0.017	0.017
Males	0.020	0.019	0.017	0.017

Source: Food and Agriculture Organization of the United Nations (FAO 2001)

Real GDP per capita (PPP), US Dollars	
1975	3266
1980	3961
1985	5059
1990	6909
1995	9078
2000	11544

Source: World Health Report 2002

## SMOKING PREVALENCE

Adult		Youth		Health Professionals	
Males	-	Males	-	Males	-
Females	-	Females	-	Females	-
Overall	-	Overall	-	Overall	-

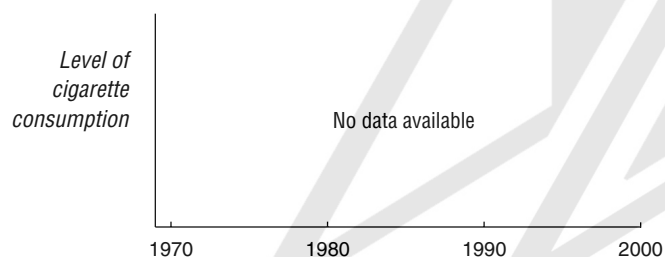
Adult: No data available

Youth: No data available

Health professional: No data available

## TOBACCO ECONOMY

### Annual per capita Consumption, Three Year Moving Average



### Annual Cigarette Consumption

Year	Per capita Consumption (cigarette sticks)	Total Consumption (millions of cigarette sticks)
1970	-	-
1980	-	-
1990	-	-
1995	-	-
2000	-	-

### Annual Tobacco Trade and Agriculture Statistics

	Unit of Measurement	1970	1980	1990	1995	2000
Cigarette imports	sticks in millions	-	14	40	16	13
Cigarette exports	sticks in millions	-	-	-	-	-
Tobacco leaf imports	metric tons	-	-	-	-	-
Tobacco leaf exports (% of total exports)	metric tons (%)	- (-)	- (-)	- (-)	- (-)	- (-)
Cigarette production	sticks in millions	-	-	-	-	-
Tobacco leaf production	metric tons	-	-	-	-	-
Land devoted to tobacco growing (% of agricultural land)	hectares (%)	- (-)	- (-)	- (-)	- (-)	- (-)
Employment in tobacco manufacturing	people	-	-	-	-	-

### Retail Price of 20 Cigarettes with Tax

Type	US \$	Local
Domestic brand	-	-
Foreign brand	-	-

Source: No data available

### Cigarette Taxes and Duties

Excise tax	-
Sales tax	-
Import duty	-

Source: No data available

### Market Share by Cigarette Manufacturer



## SMOKING-RELATED DISEASE IMPACT

**Mortality from Cancer, Respiratory and Circulatory Disease, 1995**  
Numbers of deaths/World age-standardized mortality rate per 100,000 population

Disease	Male		Female		Ages	Disease	Male		Female		Ages
	Number	Rate	Number	Rate			Number	Rate	Number	Rate	
Trachea, lung, and bronchus cancer	1	21.5	0	0.0	35+	Ischemic heart disease	28	459.8	18	140.1	35+
Lip, oral cavity, and pharynx cancer	0	0.0	1	13.7	35+	Stroke	38	522.4	58	485.3	35+
Respiratory disease	1	12.8	1	7.3	35+	Other diseases of the circulatory system	24	383.4	25	213.6	35+
						All causes	189	3022.1	177	1591.4	35+

Source: World Health Organization. (2003). *WHO Mortality Database*. Geneva: WHO.

## INFRASTRUCTURE FOR TOBACCO CONTROL

### National Tobacco Control Provisions

Tobacco Bans and Restrictions	Not				Tobacco Requirements and Regulations	Not			
	Banned	Restricted	Regulated	Unknown		Required	Regulated	Regulated	Unknown
Advertising in certain media				X	Advertising health warnings/messages				X
Advertising to certain audiences				X	Age verification for sales				X
Advertising in certain locations				X	Manufacturing licensure				X
Advertisement content or design				X	Package health warning/message			X	
Sponsorship or promotion for certain audiences				X	Label design on packaging				X
Sponsorship advertising of events				X	Ingredient/constituent information on package label				X
Brand stretching				X	Amount of tar				X
Sales to minors				X	Amount of nicotine				X
Sales by minors				X	Amount of other ingredients/constituents				X
Place of sales				X	Product constituents as confidential information				X
Vending machines				X	Product constituents as public information				X
Free products				X	Constituent disclosure by brand				X
Single cigarette sales				X	Constituent disclosure in the aggregate				X
Misleading information on packaging				X					
Smoking in government buildings (incl. worksites)				X	<b>Other Provisions</b>	<b>Yes</b>	<b>No</b>	<b>Unknown</b>	
Smoking in private worksites				X	National tobacco control committee			X	
Smoking in educational facilities				X	Tobacco control education/promotion			X	
Smoking in health care facilities				X	Anti-smuggling provisions			X	
Smoking on buses				X	Litigation enabling provisions			X	
Smoking on trains				X					
Smoking in taxis				X					
Smoking on ferries				X					
Smoking on domestic air flights				X					
Smoking on international air flights				X					
Smoking in restaurants				X					
Smoking in nightclubs and bars				X					
Smoking in other public places				X					

Refer to Appendix B for more information about national tobacco control provisions.

	Population (millions)			
	1995	2000	2025	2050
All adults, ages 15+	0.091	0.100	0.137	0.151
Female adults	0.048	0.052	0.070	0.077
All youth, ages 0-14	0.048	0.047	0.042	0.037
Female youth	0.024	0.023	0.020	0.018

Source: United Nations Population Division, World Population Prospects 1950-2050 (2000 revision)

Real GDP per capita (PPP), US Dollars	
1975	3561
1980	4231
1985	4767
1990	5215
1995	5460
2000	5921

Source: World Health Report 2002

## SMOKING PREVALENCE

Adult (25 Years & Older), 1991-1994		Youth, 2001		Health Professionals	
Males	37.3	Males	18.5	Males	-
Females	5.6	Females	10.1	Females	-
		Overall	13.4	Overall	-

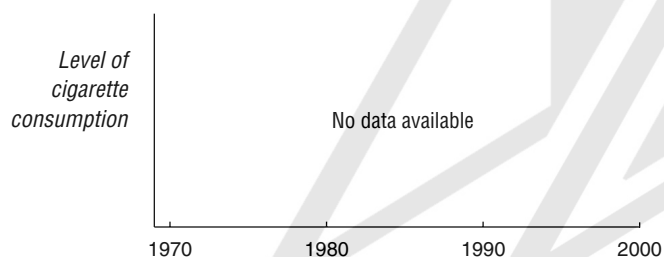
Adult: Current cigarette smokers in Vieux Forte (urban); Cooper, R., Rotimi, C., Ataman, S., McGee, D., Osotimehin, B., Kadiri, S., Kingue, S., Fraser, H., Forrester, T., Bennett, F. and Wilks, R. (1997). The prevalence of hypertension in seven populations of West African origin. *American Journal of Public Health* 87(2): 160-168.

Youth: (Males and Females) Currently use any tobacco product, grades 6-9 and forms 1-4; Global Youth Tobacco Survey Collaborative Group. (2002). *St. Lucia GYTS Fact Sheet*. Available at URL: [http://www.cdc.gov/Tobacco/global/gyts/GYTS\\_factsheets.htm](http://www.cdc.gov/Tobacco/global/gyts/GYTS_factsheets.htm). (Overall) Currently use any tobacco product, students 13-15 years old; Global Youth Tobacco Survey Collaborative Group. (2002). Special Report: Tobacco use among youth: a cross country comparison. *Tobacco Control* 11: 252-270.

Health professional: No data available

## TOBACCO ECONOMY

### Annual per capita Consumption, Three Year Moving Average



### Annual Cigarette Consumption

Year	Per capita Consumption (cigarette sticks)	Total Consumption (millions of cigarette sticks)
1970	-	-
1980	-	-
1990	-	-
1995	-	-
2000	-	-

### Annual Tobacco Trade and Agriculture Statistics

	Unit of Measurement	1970	1980	1990	1995	2000
Cigarette imports	sticks in millions	29	21	20	45	86
Cigarette exports	sticks in millions	-	-	-	-	-
Tobacco leaf imports	metric tons	51	76	30	40	8
Tobacco leaf exports (% of total exports)	metric tons (%)	- (-)	- (-)	- (-)	- (-)	- (-)
Cigarette production	sticks in millions	-	-	-	-	-
Tobacco leaf production	metric tons	-	-	-	-	-
Land devoted to tobacco growing (% of agricultural land)	hectares (%)	- (-)	- (-)	- (-)	- (-)	- (-)
Employment in tobacco manufacturing	people	-	-	-	-	-

### Retail Price of 20 Cigarettes with Tax

Type	US \$	Local
Domestic brand	-	-
Foreign brand	-	-

Source: No data available

### Cigarette Taxes and Duties

Excise tax	-
Sales tax	-
Import duty	-

Source: No data available

### Market Share by Cigarette Manufacturer



## SMOKING-RELATED DISEASE IMPACT

**Mortality from Cancer, Respiratory and Circulatory Disease, 1995**  
Numbers of deaths/World age-standardized mortality rate per 100,000 population

Disease	Male		Female		Ages	Disease	Male		Female		Ages
	Number	Rate	Number	Rate			Number	Rate	Number	Rate	
Trachea, lung, and bronchus cancer	5	38.7	4	19.4	35+	Ischemic heart disease	22	137.0	21	87.4	35+
Lip, oral cavity, and pharynx cancer	5	29.4	0	0.0	35+	Stroke	55	198.8	53	231.5	35+
Respiratory disease	2	3.6	3	5.3	35+	Other diseases of the circulatory system	62	189.0	62	141.0	35+
						All causes	410	1720.6	392	1378.4	35+

Source: World Health Organization. (2003). *WHO Mortality Database*. Geneva: WHO.

## INFRASTRUCTURE FOR TOBACCO CONTROL

### National Tobacco Control Provisions

Tobacco Bans and Restrictions	Not				Tobacco Requirements and Regulations	Not			
	Banned	Restricted	Regulated	Unknown		Required	Regulated	Regulated	Unknown
Advertising in certain media				X	Advertising health warnings/messages				X
Advertising to certain audiences				X	Age verification for sales				X
Advertising in certain locations				X	Manufacturing licensure	X			
Advertisement content or design				X	Package health warning/message	X			
Sponsorship or promotion for certain audiences				X	Label design on packaging				X
Sponsorship advertising of events				X	Ingredient/constituent information on package label				X
Brand stretching				X	Amount of tar				X
Sales to minors	X				Amount of nicotine				X
Sales by minors				X	Amount of other ingredients/constituents				X
Place of sales				X	Product constituents as confidential information				X
Vending machines				X	Product constituents as public information				X
Free products				X	Constituent disclosure by brand				X
Single cigarette sales				X	Constituent disclosure in the aggregate				X
Misleading information on packaging				X					
Smoking in government buildings (incl. worksites)		X			<b>Other Provisions</b>	<b>Yes</b>	<b>No</b>	<b>Unknown</b>	
Smoking in private worksites				X	National tobacco control committee			X	
Smoking in educational facilities		X			Tobacco control education/promotion			X	
Smoking in health care facilities		X			Anti-smuggling provisions			X	
Smoking on buses				X	Litigation enabling provisions			X	
Smoking on trains				X					
Smoking in taxis				X					
Smoking on ferries				X					
Smoking on domestic air flights				X					
Smoking on international air flights				X					
Smoking in restaurants				X					
Smoking in nightclubs and bars				X					
Smoking in other public places				X					

Refer to Appendix B for more information about national tobacco control provisions.

**Population (millions)**

	1995	2000	2025	2050
Total	0.110	0.113	0.129	0.138
Females	0.055	0.057	0.065	0.070
Males	0.055	0.056	0.064	0.068

Source: Food and Agriculture Organization of the United Nations (FAO 2001)

**Real GDP per capita (PPP), US Dollars**

1975	1925
1980	2430
1985	3077
1990	4198
1995	4697
2000	5369

Source: World Health Report 2002

**SMOKING PREVALENCE**

Adult (19-70 Year Olds), 1997		Youth, 2001		Health Professionals	
Males	26.4	Males	27.3	Males	-
Females	3.5	Females	19.9	Females	-
Overall	13.5	Overall	13.8	Overall	-

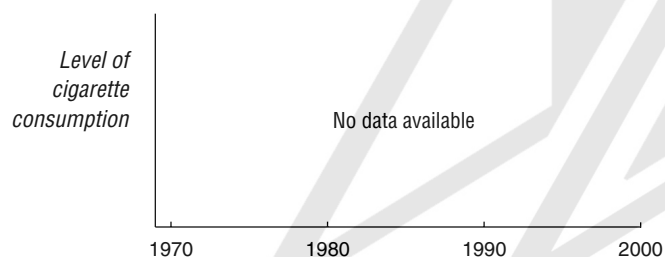
Adult: Tobacco use; Rojas, M., Barnett, B., Selin, H. and Peruga, A. (2001). Tobacco use in the English-speaking Caribbean. *Epidemiological Bulletin* 22(2): 10-11.

Youth: (Males and Females) Currently use any tobacco product (includes marijuana), grades 7-8 and forms 1-3; Global Youth Tobacco Survey Collaborative Group. (2002). *Saint Vincent & The Grenadines GYTS Fact Sheet*. Available at URL: [http://www.cdc.gov/Tobacco/global/gyts/GYTS\\_factsheets.htm](http://www.cdc.gov/Tobacco/global/gyts/GYTS_factsheets.htm). (Overall) Currently using any tobacco product, students 13-15 years old; Global Youth Tobacco Survey Collaborative Group. (2002). Special Report: Tobacco use among youth: a cross country comparison. *Tobacco Control* 11: 252-270.

Health professional: No data available

**TOBACCO ECONOMY**

**Annual per capita Consumption, Three Year Moving Average**



**Annual Cigarette Consumption**

Year	Per capita Consumption (cigarette sticks)	Total Consumption (millions of cigarette sticks)
1970	-	-
1980	-	-
1990	-	-
1995	-	-
2000	-	-

**Annual Tobacco Trade and Agriculture Statistics**

	Unit of Measurement	1970	1980	1990	1995	2000
Cigarette imports	sticks in millions	17	11	11	8	21
Cigarette exports	sticks in millions	-	-	-	-	-
Tobacco leaf imports	metric tons	29	23	25	17	30
Tobacco leaf exports (% of total exports)	metric tons (%)	- (-)	88 (1.60%)	40 (-)	- (-)	- (-)
Cigarette production	sticks in millions	-	-	-	-	-
Tobacco leaf production	metric tons	-	86	40	70	85
Land devoted to tobacco growing (% of agricultural land)	hectares (%)	- (-)	80 (0.67%)	30 (0.23%)	60 (0.46%)	70 (0.54%)
Employment in tobacco manufacturing	people	-	-	-	24	-

**Retail Price of 20 Cigarettes with Tax**

Type	US \$	Local
Domestic brand	-	-
Foreign brand	-	-

Source: No data available

**Cigarette Taxes and Duties**

Excise tax	-
Sales tax	-
Import duty	-

Source: No data available

**Market Share by Cigarette Manufacturer**



## SMOKING-RELATED DISEASE IMPACT

**Mortality from Cancer, Respiratory and Circulatory Disease, 1995**  
Numbers of deaths/World age-standardized mortality rate per 100,000 population

Disease	Male		Female		Ages	Disease	Male		Female		Ages
	Number	Rate	Number	Rate			Number	Rate	Number	Rate	
Trachea, lung, and bronchus cancer	5	51.0	2	14.7	35+	Ischemic heart disease	42	556.6	42	319.9	35+
Lip, oral cavity, and pharynx cancer	4	45.8	0	0.0	35+	Stroke	25	324.5	43	325.6	35+
Respiratory disease	1	12.8	3	21.8	35+	Other diseases of the circulatory system	12	156.6	17	128.5	35+
						All causes	299	3632.0	330	2535.7	35+

Source: World Health Organization. (2003). *WHO Mortality Database*. Geneva: WHO.

## INFRASTRUCTURE FOR TOBACCO CONTROL

### National Tobacco Control Provisions

Tobacco Bans and Restrictions	Not				Tobacco Requirements and Regulations	Not			
	Banned	Restricted	Regulated	Unknown		Required	Regulated	Regulated	Unknown
Advertising in certain media				X	Advertising health warnings/messages				X
Advertising to certain audiences				X	Age verification for sales				X
Advertising in certain locations				X	Manufacturing licensure				X
Advertisement content or design				X	Package health warning/message			X	
Sponsorship or promotion for certain audiences				X	Label design on packaging				X
Sponsorship advertising of events				X	Ingredient/constituent information on package label				X
Brand stretching				X	Amount of tar				X
Sales to minors				X	Amount of nicotine				X
Sales by minors				X	Amount of other ingredients/constituents				X
Place of sales				X	Product constituents as confidential information				X
Vending machines				X	Product constituents as public information				X
Free products				X	Constituent disclosure by brand				X
Single cigarette sales				X	Constituent disclosure in the aggregate				X
Misleading information on packaging				X					
Smoking in government buildings (incl. worksites)				X	<b>Other Provisions</b>	<b>Yes</b>	<b>No</b>	<b>Unknown</b>	
Smoking in private worksites				X	National tobacco control committee			X	
Smoking in educational facilities				X	Tobacco control education/promotion			X	
Smoking in health care facilities				X	Anti-smuggling provisions			X	
Smoking on buses				X	Litigation enabling provisions			X	
Smoking on trains				X					
Smoking in taxis				X					
Smoking on ferries				X					
Smoking on domestic air flights				X					
Smoking on international air flights				X					
Smoking in restaurants				X					
Smoking in nightclubs and bars				X					
Smoking in other public places				X					

Refer to Appendix B for more information about national tobacco control provisions.

	Population (millions)			
	1995	2000	2025	2050
All adults, ages 15+	0.093	0.093	0.132	0.173
Female adults	0.044	0.043	0.061	0.082
All youth, ages 0-14	0.066	0.065	0.069	0.051
Female youth	0.031	0.032	0.033	0.025

Source: United Nations Population Division, World Population Prospects 1950-2050 (2000 revision)

Real GDP per capita (PPP), US Dollars	
1975	2722
1980	3077
1985	2977
1990	2773
1995	2814
2000	3248

Source: World Health Report 2002

## SMOKING PREVALENCE

Adult, 1995		Youth and Young Adults (10-34 Year Olds), 1994		Health Professionals, 1994	
Males	58	Regular smoking	47	Male physicians	25
Females	24	Tried smoking	38	All nurses	41
Overall	41				

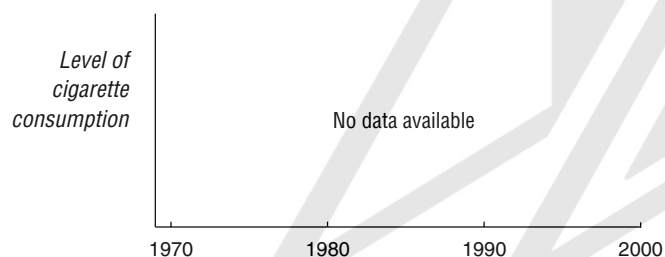
Adult: Current smoking; Information provided by Dr. Stephen T. McGarvey, Director, International Health Institute, Brown University School of Medicine.

Youth: Regular smoking (at least one cigarette per day); Information provided by Dr. Stephen T. McGarvey, Director, International Health Institute, Brown University School of Medicine.

Health professional: Current smoking; World Health Organization. (1997). *Tobacco or health: a global status report*. Geneva: WHO.

## TOBACCO ECONOMY

### Annual per capita Consumption, Three Year Moving Average



### Annual Cigarette Consumption

Year	Per capita Consumption (cigarette sticks)	Total Consumption (millions of cigarette sticks)
1970	-	-
1980	-	-
1990	-	-
1995	-	-
2000	-	-

### Annual Tobacco Trade and Agriculture Statistics

	Unit of Measurement	1970	1980	1990	1995	2000
Cigarette imports	sticks in millions	30	6	6	17	1
Cigarette exports	sticks in millions	-	15	13	14	10
Tobacco leaf imports	metric tons	-	-	-	-	-
Tobacco leaf exports (% of total exports)	metric tons (%)	- (-)	- (-)	- (-)	- (-)	- (-)
Cigarette production	sticks in millions	-	-	-	-	-
Tobacco leaf production	metric tons	80	150	145	140	140
Land devoted to tobacco growing (% of agricultural land)	hectares (%)	24 (0.02%)	40 (0.03%)	40 (0.03%)	40 (0.03%)	40 (0.03%)
Employment in tobacco manufacturing	people	-	-	-	-	-

### Retail Price of 20 Cigarettes with Tax

Type	US \$	Local
Domestic brand	-	-
Foreign brand	-	-

Source: No data available

### Cigarette Taxes and Duties

Excise tax	-
Sales tax	-
Import duty	-

Source: No data available

### Market Share by Cigarette Manufacturer





## SMOKING-RELATED DISEASE IMPACT

**Mortality from Cancer, Respiratory and Circulatory Disease, 2000**  
Numbers of deaths/World age-standardized mortality rate per 100,000 population

Disease	Male		Female		Ages	Disease	Male		Female		Ages
	Number	Rate	Number	Rate			Number	Rate	Number	Rate	
Trachea, lung, and bronchus cancer	8	58.1	0	3.8	45+	Ischemic heart disease	-	-	-	-	
Lip, oral cavity, and pharynx cancer	3	20.7	0	3.8	45+	Stroke	-	-	-	-	
Respiratory disease	-	-	-	-		Other diseases of the circulatory system	-	-	-	-	
						All causes	-	-	-	-	

Source: Ferlay, J., Bray, F., Pisani, P. and Parkin, D.M. (2001). *GLOBOCAN 2000: Cancer Incidence, Mortality and Prevalence Worldwide, Version 1.0*. [CD-ROM]. IARC CancerBase No. 5. Lyon: IARC Press. Available at URL: <http://www-dep.iarc.fr/globocan/globocan.html>

## INFRASTRUCTURE FOR TOBACCO CONTROL

### National Tobacco Control Provisions

Tobacco Bans and Restrictions	Not				Tobacco Requirements and Regulations	Not			
	Banned	Restricted	Regulated	Unknown		Required	Regulated	Regulated	Unknown
Advertising in certain media				X	Advertising health warnings/messages				X
Advertising to certain audiences				X	Age verification for sales				X
Advertising in certain locations				X	Manufacturing licensure				X
Advertisement content or design				X	Package health warning/message	X			
Sponsorship or promotion for certain audiences				X	Label design on packaging				X
Sponsorship advertising of events				X	Ingredient/constituent information on package label				X
Brand stretching				X	Amount of tar				X
Sales to minors				X	Amount of nicotine				X
Sales by minors				X	Amount of other ingredients/constituents				X
Place of sales				X	Product constituents as confidential information				X
Vending machines				X	Product constituents as public information				X
Free products				X	Constituent disclosure by brand				X
Single cigarette sales				X	Constituent disclosure in the aggregate				X
Misleading information on packaging				X					
Smoking in government buildings (incl. worksites)	X								
Smoking in private worksites				X					
Smoking in educational facilities				X					
Smoking in health care facilities		X							
Smoking on buses				X					
Smoking on trains				X					
Smoking in taxis				X					
Smoking on ferries				X					
Smoking on domestic air flights			X						
Smoking on international air flights			X						
Smoking in restaurants				X					
Smoking in nightclubs and bars				X					
Smoking in other public places				X					

Other Provisions	Yes	No	Unknown
National tobacco control committee			X
Tobacco control education/promotion			X
Anti-smuggling provisions			X
Litigation enabling provisions			X

Refer to Appendix B for more information about national tobacco control provisions.

**Population (millions)**

	1995	2000	2025	2050
Total	0.025	0.027	0.032	0.030
Females	0.013	0.014	0.017	0.015
Males	0.012	0.013	0.016	0.015

Source: Food and Agriculture Organization of the United Nations (FAO 2001)

**Real GDP per capita (PPP), US Dollars**

1975	15886
1980	18067
1985	19260
1990	21354
1995	22258
2000	23812

Source: World Health Report 2002

**SMOKING PREVALENCE**

Adult (14 Years & Older), Early 1990s		Youth		Health Professionals	
Males	28	Males	-	Males	-
Females	17	Females	-	Females	-
Overall	22.7	Overall	-	Overall	-

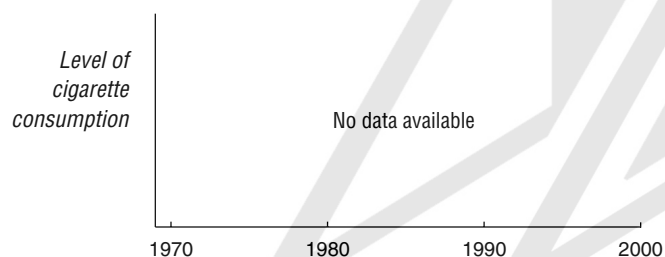
Adult: Current smoking in the early 1990's; World Health Organization. (1997). *Tobacco or health: a global status report*. Geneva: WHO.

Youth: No data available

Health professional: No data available

**TOBACCO ECONOMY**

**Annual per capita Consumption, Three Year Moving Average**



**Annual Cigarette Consumption**

Year	Per capita Consumption (cigarette sticks)	Total Consumption (millions of cigarette sticks)
1970	-	-
1980	-	-
1990	-	-
1995	-	-
2000	-	-

**Annual Tobacco Trade and Agriculture Statistics**

	Unit of Measurement	1970	1980	1990	1995	2000
Cigarette imports	sticks in millions	-	-	-	-	-
Cigarette exports	sticks in millions	-	-	-	-	-
Tobacco leaf imports	metric tons	-	-	-	-	-
Tobacco leaf exports (% of total exports)	metric tons (%)	- (-)	- (-)	- (-)	- (-)	- (-)
Cigarette production	sticks in millions	-	-	-	-	-
Tobacco leaf production	metric tons	-	-	-	-	-
Land devoted to tobacco growing (% of agricultural land)	hectares (%)	- (-)	- (-)	- (-)	- (-)	- (-)
Employment in tobacco manufacturing	people	-	-	-	-	-

**Retail Price of 20 Cigarettes with Tax**

Type	US \$	Local
Domestic brand	-	-
Foreign brand	-	-


Source: No data available

**Cigarette Taxes and Duties**

Excise tax	-
Sales tax	-
Import duty	-

Source: No data available

**Market Share by Cigarette Manufacturer**



## SMOKING-RELATED DISEASE IMPACT

**Mortality from Cancer, Respiratory and Circulatory Disease, 2000**  
Numbers of deaths/World age-standardized mortality rate per 100,000 population

Disease	Male		Female		Ages	Disease	Male		Female		Ages
	Number	Rate	Number	Rate			Number	Rate	Number	Rate	
Trachea, lung, and bronchus cancer	10	113.8	3	21.8	35+	Ischemic heart disease	3	33.5	4	32.8	35+
Lip, oral cavity, and pharynx cancer	0	0.0	0	0.0	35+	Stroke	11	113.7	8	62.5	35+
Respiratory disease	0	0.0	0	0.0	35+	Other diseases of the circulatory system	27	303.6	25	158.1	35+
						All causes	100	1113.8	83	592.0	35+

Source: World Health Organization. (2003). *WHO Mortality Database*. Geneva: WHO.

## INFRASTRUCTURE FOR TOBACCO CONTROL

### National Tobacco Control Provisions

Tobacco Bans and Restrictions	Not				Tobacco Requirements and Regulations	Not			
	Banned	Restricted	Regulated	Unknown		Required	Regulated	Regulated	Unknown
Advertising in certain media				X	Advertising health warnings/messages				X
Advertising to certain audiences				X	Age verification for sales				X
Advertising in certain locations				X	Manufacturing licensure				X
Advertisement content or design				X	Package health warning/message			X	
Sponsorship or promotion for certain audiences				X	Label design on packaging				X
Sponsorship advertising of events				X	Ingredient/constituent information on package label				X
Brand stretching				X	Amount of tar				X
Sales to minors				X	Amount of nicotine				X
Sales by minors				X	Amount of other ingredients/constituents				X
Place of sales				X	Product constituents as confidential information				X
Vending machines				X	Product constituents as public information				X
Free products				X	Constituent disclosure by brand				X
Single cigarette sales				X	Constituent disclosure in the aggregate				X
Misleading information on packaging				X					
Smoking in government buildings (incl. worksites)				X	<b>Other Provisions</b>	<b>Yes</b>	<b>No</b>	<b>Unknown</b>	
Smoking in private worksites				X	National tobacco control committee			X	
Smoking in educational facilities				X	Tobacco control education/promotion			X	
Smoking in health care facilities				X	Anti-smuggling provisions			X	
Smoking on buses				X	Litigation enabling provisions			X	
Smoking on trains				X					
Smoking in taxis				X					
Smoking on ferries				X					
Smoking on domestic air flights				X					
Smoking on international air flights				X					
Smoking in restaurants				X					
Smoking in nightclubs and bars				X					
Smoking in other public places				X					

Refer to Appendix B for more information about national tobacco control provisions.

## Population (millions)

	1995	2000	2025	2050
Total	0.126	0.138	0.208	0.294
Females	0.064	0.070	0.104	0.147
Males	0.062	0.068	0.104	0.147

Source: Food and Agriculture Organization of the United Nations (FAO 2001)

## Real GDP per capita (PPP), US Dollars

	1975	1000
1975	1000	
1980	944	
1985	932	
1990	927	
1995	916	
2000	926	

Source: World Health Report 2002

## SMOKING PREVALENCE

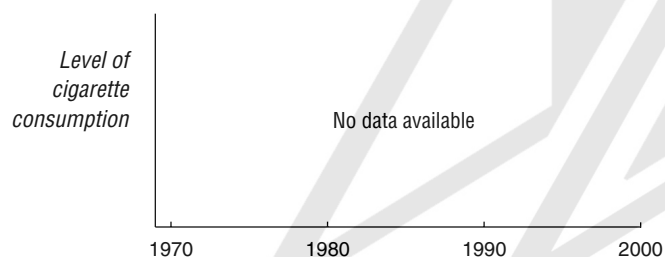
Adult (21 Years & Older)		Youth (14-20 Year Olds)		Health Professionals	
All adults	44.1	All youth	1.69	Males	-
				Females	-
				Overall	-

Adult and Youth: Smoking at least one cigarette per day (survey year unknown); Organizacao Mundial da Saude. (1998). *Analise da Situacao do Tabagismo em S. Tome E Principe*. S. Tome: Author

Health professional: No data available

## TOBACCO ECONOMY

## Annual per capita Consumption, Three Year Moving Average



## Annual Cigarette Consumption

Year	Per capita Consumption (cigarette sticks)	Total Consumption (millions of cigarette sticks)
1970	-	-
1980	-	-
1990	-	-
1995	-	-
2000	-	-

## Annual Tobacco Trade and Agriculture Statistics

	Unit of Measurement	1970	1980	1990	1995	2000
Cigarette imports	sticks in millions	87	10	10	5	-
Cigarette exports	sticks in millions	-	-	-	-	-
Tobacco leaf imports	metric tons	-	-	-	-	-
Tobacco leaf exports (% of total exports)	metric tons (%)	- (-)	- (-)	- (-)	- (-)	- (-)
Cigarette production	sticks in millions	-	-	-	-	-
Tobacco leaf production	metric tons	-	-	-	-	-
Land devoted to tobacco growing (% of agricultural land)	hectares (%)	- (-)	- (-)	- (-)	- (-)	- (-)
Employment in tobacco manufacturing	people	-	-	-	-	-

## Retail Price of 20 Cigarettes with Tax

Type	US \$	Local
Domestic brand	-	-
Foreign brand	-	-

Source: No data available

## Cigarette Taxes and Duties

Excise tax	-
Sales tax	-
Import duty	-

Source: No data available

## Market Share by Cigarette Manufacturer



## SMOKING-RELATED DISEASE IMPACT

**Mortality from Cancer, Respiratory and Circulatory Disease, 1987**  
Numbers of deaths/World age-standardized mortality rate per 100,000 population

Disease	Male		Female		Ages	Disease	Male		Female		Ages
	Number	Rate	Number	Rate			Number	Rate	Number	Rate	
Trachea, lung, and bronchus cancer	2	15.5	1	7.3	35+	Ischemic heart disease	0	0.0	3	20.8	35+
Lip, oral cavity, and pharynx cancer	0	0.0	0	0.0	35+	Stroke	15	145.6	19	136.7	35+
Respiratory disease	9	85.5	5	34.3	35+	Other diseases of the circulatory system	28	282.0	27	190.4	35+
						All causes	254	2581.0	216	1573.0	35+

Source: World Health Organization. (2003). *WHO Mortality Database*. Geneva: WHO.

## INFRASTRUCTURE FOR TOBACCO CONTROL

### National Tobacco Control Provisions

Tobacco Bans and Restrictions	Not				Tobacco Requirements and Regulations	Not			
	Banned	Restricted	Regulated	Unknown		Required	Regulated	Regulated	Unknown
Advertising in certain media			X		Advertising health warnings/messages			X	
Advertising to certain audiences			X		Age verification for sales			X	
Advertising in certain locations			X		Manufacturing licensure			X	
Advertisement content or design			X		Package health warning/message			X	
Sponsorship or promotion for certain audiences			X		Label design on packaging			X	
Sponsorship advertising of events			X		Ingredient/constituent information on package label			X	
Brand stretching			X		Amount of tar			X	
Sales to minors			X		Amount of nicotine			X	
Sales by minors			X		Amount of other ingredients/constituents			X	
Place of sales			X		Product constituents as confidential information			X	
Vending machines			X		Product constituents as public information			X	
Free products			X		Constituent disclosure by brand			X	
Single cigarette sales			X		Constituent disclosure in the aggregate			X	
Misleading information on packaging			X						
Smoking in government buildings (incl. worksites)			X		<b>Other Provisions</b>	<b>Yes</b>	<b>No</b>	<b>Unknown</b>	
Smoking in private worksites			X		National tobacco control committee			X	
Smoking in educational facilities			X		Tobacco control education/promotion			X	
Smoking in health care facilities			X		Anti-smuggling provisions			X	
Smoking on buses			X		Litigation enabling provisions			X	
Smoking on trains			X						
Smoking in taxis			X						
Smoking on ferries			X						
Smoking on domestic air flights			X						
Smoking on international air flights			X						
Smoking in restaurants			X						
Smoking in nightclubs and bars			X						
Smoking in other public places			X						

Refer to Appendix B for more information about national tobacco control provisions.

	Population (millions)			
	1995	2000	2025	2050
All adults, ages 15+	9.456	11.611	26.248	45.879
Female adults	4.167	5.205	12.614	22.653
All youth, ages 0-14	7.635	8.735	14.225	13.804
Female youth	3.730	4.270	6.945	6.738

Source: United Nations Population Division, World Population Prospects 1950-2050 (2000 revision)

Real GDP per capita (PPP), US Dollars	
1975	23933
1980	25074
1985	16908
1990	12360
1995	11845
2000	10974

Source: World Health Report 2002

## SMOKING PREVALENCE

Adult (30-70 Year Olds), 1996-2001		Youth, 2001		Hospital Staff, 1999-2000	
Males	19.1	Males	20.2	Nursing	8.6
Females	8.3			Doctors	20
Overall	13.4			Pharmacy	14.3

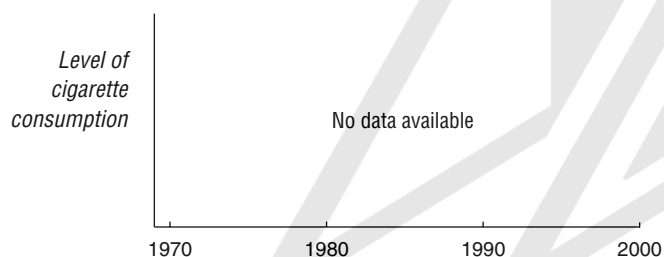
Adult: Current active smokers; National study on coronary artery risk factors in Saudi Arabia, 1996-2001. Information received from Manzour Al-Nozha, President of the Saudi Heart Association (September 10, 2001).

Youth: Currently use any tobacco product, standards 7 and 8, and forms I and II in Riyadh (mostly 13-15 year olds); Global Youth Tobacco Survey Collaborative Group. (2002). *Saudi Arabia - Riyadh GYTS Fact Sheet*. Available at URL: [http://www.cdc.gov/Tobacco/global/gyts/GYTS\\_factsheets.htm](http://www.cdc.gov/Tobacco/global/gyts/GYTS_factsheets.htm).

Health professional: Current smokers among staff at Al-Kharj Military Hospital; Siddiqui, S. and Ogbeide, D.O. (2001). Profile of smoking amongst health staff in a primary care unit at a general hospital in Riyadh, Saudi Arabia. *Saudi Medical Journal* 22(12): 1101-1104.

## TOBACCO ECONOMY

### Annual per capita Consumption, Three Year Moving Average



### Annual Cigarette Consumption

Year	Per capita Consumption (cigarette sticks)	Total Consumption (millions of cigarette sticks)
1970	-	-
1980	-	-
1990	-	-
1995	-	-
2000	-	-

### Annual Tobacco Trade and Agriculture Statistics

	Unit of Measurement	1970	1980	1990	1995	2000
Cigarette imports	sticks in millions	6293	17720	18565	11774	14431
Cigarette exports	sticks in millions	-	1193	620	25	0
Tobacco leaf imports	metric tons	614	5407	2972	583	806
Tobacco leaf exports (% of total exports)	metric tons (%)	- (-)	777 (0.00%)	133 (0.00%)	3 (0.00%)	0 (-)
Cigarette production	sticks in millions	-	-	-	-	-
Tobacco leaf production	metric tons	-	-	-	-	-
Land devoted to tobacco growing (% of agricultural land)	hectares (%)	- (-)	- (-)	- (-)	- (-)	- (-)
Employment in tobacco manufacturing	people	-	-	-	-	-

### Retail Price of 20 Cigarettes with Tax

Type	US \$	Local
Domestic brand	\$0.93	3.50
Foreign brand	\$1.36	5.10

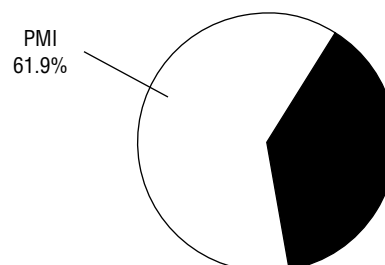
Source: EIU, September 2002

### Cigarette Taxes and Duties

Import duty	100%
Other import duties	100 LCU/1000 cigs; 35 LCU/ton
Imports from Bahrain, Kuwait, Oman, Qatar and the UAE are duty free	

Source: ERC

### Market Share by Cigarette Manufacturer, 1998



Source: TMA

## SMOKING-RELATED DISEASE IMPACT

**Mortality from Cancer, Respiratory and Circulatory Disease, 2000**  
Numbers of deaths/World age-standardized mortality rate per 100,000 population

Disease	Male		Female		Ages	Disease	Male		Female		Ages
	Number	Rate	Number	Rate			Number	Rate	Number	Rate	
Trachea, lung, and bronchus cancer	575	35.2	134	11.1	45+	Ischemic heart disease	-	-	-	-	
Lip, oral cavity, and pharynx cancer	327	18.8	176	14.3	45+	Stroke	-	-	-	-	
Respiratory disease	-	-	-	-		Other diseases of the circulatory system	-	-	-	-	
						All causes	-	-	-	-	

Source: Ferlay, J., Bray, F., Pisani, P. and Parkin, D.M. (2001). *GLOBOCAN 2000: Cancer Incidence, Mortality and Prevalence Worldwide, Version 1.0*. [CD-ROM]. IARC CancerBase No. 5. Lyon: IARC Press. Available at URL: <http://www-dep.iarc.fr/globocan/globocan.html>

## INFRASTRUCTURE FOR TOBACCO CONTROL

### National Tobacco Control Provisions

Tobacco Bans and Restrictions	Not				Tobacco Requirements and Regulations	Not			
	Banned	Restricted	Regulated	Unknown		Required	Regulated	Regulated	Unknown
Advertising in certain media	X				Advertising health warnings/messages	N/A			
Advertising to certain audiences	X				Age verification for sales				X
Advertising in certain locations	X				Manufacturing licensure				X
Advertisement content or design	N/A				Package health warning/message	X			
Sponsorship or promotion for certain audiences	X				Label design on packaging		X		
Sponsorship advertising of events	X				Ingredient/constituent information on package label	X			
Brand stretching				X	Amount of tar		X		
Sales to minors			X		Amount of nicotine		X		
Sales by minors				X	Amount of other ingredients/constituents		X		
Place of sales				X	Product constituents as confidential information				X
Vending machines				X	Product constituents as public information				X
Free products	X				Constituent disclosure by brand				X
Single cigarette sales				X	Constituent disclosure in the aggregate				X
Misleading information on packaging				X					
Smoking in government buildings (incl. worksites)	X								
Smoking in private worksites				X					
Smoking in educational facilities	X								
Smoking in health care facilities	X								
Smoking on buses	X								
Smoking on trains	X								
Smoking in taxis	X								
Smoking on ferries	X								
Smoking on domestic air flights	X								
Smoking on international air flights				X					
Smoking in restaurants				X					
Smoking in nightclubs and bars				X					
Smoking in other public places		X							

Other Provisions	Yes	No	Unknown
National tobacco control committee	X		
Tobacco control education/promotion			X
Anti-smuggling provisions			X
Litigation enabling provisions			X

Refer to Appendix B for more information about national tobacco control provisions.

Population (millions)

	1995	2000	2025	2050
All adults, ages 15+	4.557	5.245	10.590	17.175
Female adults	2.303	2.656	5.357	8.694
All youth, ages 0-14	3.741	4.176	5.920	5.537
Female youth	1.855	2.068	2.925	2.737

Source: United Nations Population Division, World Population Prospects 1950-2050 (2000 revision)

Real GDP per capita (PPP), US Dollars

1975	1136
1980	1038
1985	1046
1990	1065
1995	1013
2000	1134

Source: World Health Report 2002

SMOKING PREVALENCE

Adult (12-100 Year Olds)

Tobacco smoking	32
Cigarette smoking	4.6

Youth (12-18 Year Olds)

All youth	9
-----------	---

Physicians, 1999

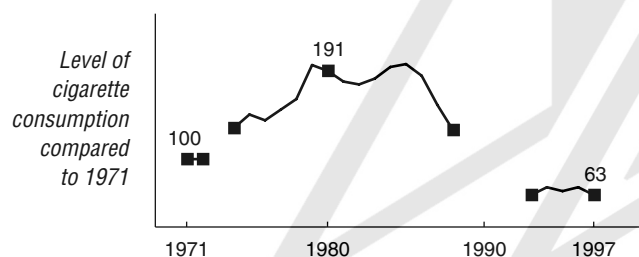
Smokers	27.6
Non-smokers	65.6
Ex-smokers	6.8

Adult and Youth: Tobacco and cigarette smoking in Thiadiaye District, Senegal (survey year unknown); Kane, A., Ly, M., Diouf, N.D., Diop, P.S., Diao, M., Diop, A.K., Dia, A.A., Diop, I.B., Hane, L., Sarr, M. and Diouf, S.M. (1998). [Survey of smoking in the rural area of Thiadiaye, Senegal] [French]. *Dakar Medical* 43(1): 101-103.

Health professional: Physicians practicing in the Dakar region; Ndiaye M., Hane, A., Ndir, M., Ba, O., Diop-Dia, D., Kandji, M., Ndiaye, S., Toure, O., Diatta, A., Dia, Y., Niang, A., Wone, I. and Sow, M.L. (2001). Le tabagisme parmi les médecins exerçant à Dakar. *Revue de Pneumologie Clinique* 57(1 Pt 1): 7-11.

TOBACCO ECONOMY

Annual per capita Consumption, Three Year Moving Average, 1971 = 100



Annual Cigarette Consumption

Year	Per capita Consumption (cigarette sticks)	Total Consumption (millions of cigarette sticks)
1971	509	1206
1980	1093	3309
1990	-	-
1995	453	2066
1997	322	1548

Annual Tobacco Trade and Agriculture Statistics

	Unit of Measurement	1970	1980	1990	1995	2000
Cigarette imports	sticks in millions	263	609	78	46	-
Cigarette exports	sticks in millions	1804	3	177	109	228
Tobacco leaf imports	metric tons	1704	1898	4196	999	1970
Tobacco leaf exports (% of total exports)	metric tons (%)	- (-)	- (-)	250 (0.03%)	83 (0.05%)	821 (0.31%)
Cigarette production	sticks in millions	1647	2703	-	2129	-
Tobacco leaf production	metric tons	-	-	-	-	-
Land devoted to tobacco growing (% of agricultural land)	hectares (%)	- (-)	- (-)	- (-)	- (-)	- (-)
Employment in tobacco manufacturing	people	-	600	305	321	-

Retail Price of 20 Cigarettes with Tax

Type	US \$	Local
Domestic brand	\$0.45	300.00
Foreign brand	\$0.91	600.00

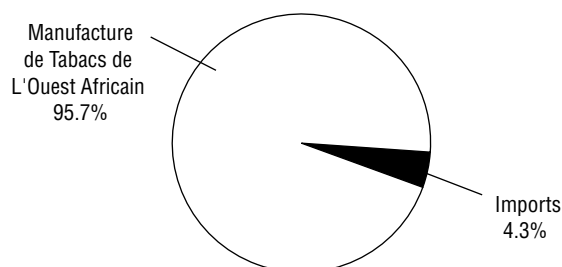
Source: EIU, September 2002

Cigarette Taxes and Duties

Excise tax	32% CIF value
Sales tax	20%
Import duty	20%; duty free: UEMOA
Other taxes	5% stamp duty; 5% equalisation tax; 1% statistical tax

Source: ERC

Market Share by Cigarette Manufacturer, 2000



Source: ERC



## SMOKING-RELATED DISEASE IMPACT

**Mortality from Cancer, Respiratory and Circulatory Disease, 2000**  
Numbers of deaths/World age-standardized mortality rate per 100,000 population

Disease	Male		Female		Ages	Disease	Male		Female		Ages
	Number	Rate	Number	Rate			Number	Rate	Number	Rate	
Trachea, lung, and bronchus cancer	23	3.8	0	0.0	45+	Ischemic heart disease	-	-	-	-	
Lip, oral cavity, and pharynx cancer	52	10.1	34	5.7	45+	Stroke	-	-	-	-	
Respiratory disease	-	-	-	-		Other diseases of the circulatory system	-	-	-	-	
						All causes	-	-	-	-	

Source: Ferlay, J., Bray, F., Pisani, P. and Parkin, D.M. (2001). *GLOBOCAN 2000: Cancer Incidence, Mortality and Prevalence Worldwide, Version 1.0*. [CD-ROM]. IARC CancerBase No. 5. Lyon: IARC Press. Available at URL: <http://www-dep.iarc.fr/globocan/globocan.html>

## INFRASTRUCTURE FOR TOBACCO CONTROL

### National Tobacco Control Provisions

Tobacco Bans and Restrictions	Not				Tobacco Requirements and Regulations	Not			
	Banned	Restricted	Regulated	Unknown		Required	Regulated	Regulated	Unknown
Advertising in certain media		X			Advertising health warnings/messages			X	
Advertising to certain audiences		X			Age verification for sales			X	
Advertising in certain locations		X			Manufacturing licensure				X
Advertisement content or design		X			Package health warning/message	X			
Sponsorship or promotion for certain audiences	X				Label design on packaging			X	
Sponsorship advertising of events	X				Ingredient/constituent information on package label	X			
Brand stretching	X				Amount of tar			X	
Sales to minors			X		Amount of nicotine			X	
Sales by minors			X		Amount of other ingredients/constituents			X	
Place of sales			X		Product constituents as confidential information			X	
Vending machines			X		Product constituents as public information			X	
Free products	X				Constituent disclosure by brand			X	
Single cigarette sales			X		Constituent disclosure in the aggregate			X	
Misleading information on packaging									
Smoking in government buildings (incl. worksites)			X		<b>Other Provisions</b>	<b>Yes</b>	<b>No</b>	<b>Unknown</b>	
Smoking in private worksites			X		National tobacco control committee		X		
Smoking in educational facilities			X		Tobacco control education/promotion		X		
Smoking in health care facilities			X		Anti-smuggling provisions			X	
Smoking on buses			X		Litigation enabling provisions		X		
Smoking on trains			X						
Smoking in taxis			X						
Smoking on ferries			X						
Smoking on domestic air flights			X						
Smoking on international air flights			X						
Smoking in restaurants			X						
Smoking in nightclubs and bars			X						
Smoking in other public places				X					

Refer to Appendix B for more information about national tobacco control provisions.

**Population (millions)**

	1995	2000	2025	2050
All adults, ages 15+	8.233	8.439	8.488	7.661
Female adults	4.189	4.286	4.297	3.887
All youth, ages 0-14	2.314	2.113	1.556	1.369
Female youth	1.116	1.019	0.748	0.658

Source: United Nations Population Division, World Population Prospects 1950-2050 (2000 revision)

**Real GDP per capita (PPP), US Dollars**

1975	2964
1980	3375
1985	3744
1990	3440
1995	3396
2000	3989

Source: World Health Report 2002

**SMOKING PREVALENCE**

**Adult (35-64 Year Olds), 1994-1995**

Males	50.9
Females	33.3

**Youth (9-18 Year Olds), 1984-1985**

All youth, regular	9
All youth, occasional	6.8

**Medical Students**

Males	36.4
Females	28.3

Adult: Current daily smoking in Novi Sad; Tolonen, H., Kuulasmaa, K. and Ruokokoski, E. (2000). *MONICA population survey data book*. Available at URL: <http://www.ktl.fi/publications/monica/surveydb/title.htm>. Reported in Strong, K. and Bonita, R. (2003). *The SuRF Report 1. Surveillance of Risk Factors related to Noncommunicable Diseases: Current status of global data*. Geneva: WHO.

Youth: Regular or occasional smoking in Novi Sad; Comprehensive Community Cardiovascular Control Programme. (1985). *Data on smoking prevalence among school children (9-18 years of age) in Novi Sad*. Novi Sad: Author.

Health professional: Current habitual smoking among medical students at the University of Belgrade, average age 21 years (survey year unknown); Vlajinac, H., Adanja, B. and Jarebinski, M. (1989). Cigarette smoking among medical students in Belgrade related to parental smoking habits. *Social Science and Medicine* 29(7): 891-894.

**TOBACCO ECONOMY**

**Annual per capita Consumption, Three Year Moving Average, 1992 = 100**



**Annual Cigarette Consumption**

Year	Per capita Consumption (cigarette sticks)	Total Consumption (millions of cigarette sticks)
1970	-	-
1980	-	-
1992	1823	14518
1996	923	7658
2000	1961	16550

**Annual Tobacco Trade and Agriculture Statistics**

	Unit of Measurement	1970	1980	1990	1995	2000
Cigarette imports	sticks in millions	-	-	-	100	2199
Cigarette exports	sticks in millions	-	-	-	-	100
Tobacco leaf imports	metric tons	-	-	-	-	7563
Tobacco leaf exports (% of total exports)	metric tons (%)	- (-)	- (-)	- (-)	- (-)	1005 (0.11%)
Cigarette production	sticks in millions	-	-	-	12686	14451
Tobacco leaf production	metric tons	-	-	-	13482	11341
Land devoted to tobacco growing (% of agricultural land)	hectares (%)	- (-)	- (-)	- (-)	10798 (0.17%)	9858 (0.18%)
Employment in tobacco manufacturing	people	-	-	-	4800	-

**Retail Price of 20 Cigarettes with Tax**

Type	US \$	Local
Domestic brand	-	22.00
Foreign brand	-	90.00

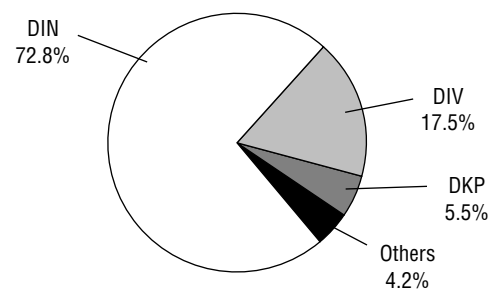
Source: EIU, September 2002

**Cigarette Taxes and Duties**

Excise tax	Serbia: 4% + 2.35 LCU/pack
Excise tax	Montenegro: 40%-70% + 2.35 LCU/pack
Sales tax	17%
Import duty	15%; 1% customs clearance fee

Source: ERC

**Market Share by Cigarette Manufacturer, 2000**



Source: ERC

## SMOKING-RELATED DISEASE IMPACT

**Mortality from Cancer, Respiratory and Circulatory Disease, 2000**  
Numbers of deaths/World age-standardized mortality rate per 100,000 population

Disease	Male		Female		Ages	Disease	Male		Female		Ages
	Number	Rate	Number	Rate			Number	Rate	Number	Rate	
Trachea, lung, and bronchus cancer	3317	171.6	693	29.3	45+	Ischemic heart disease	-	-	-	-	
Lip, oral cavity, and pharynx cancer	454	24.1	75	3.1	45+	Stroke	-	-	-	-	
Respiratory disease	-	-	-	-		Other diseases of the circulatory system	-	-	-	-	
						All causes	-	-	-	-	

Source: Ferlay, J., Bray, F., Pisani, P. and Parkin, D.M. (2001). *GLOBOCAN 2000: Cancer Incidence, Mortality and Prevalence Worldwide, Version 1.0*. [CD-ROM]. IARC CancerBase No. 5. Lyon: IARC Press. Available at URL: <http://www-dep.iarc.fr/globocan/globocan.html>

## INFRASTRUCTURE FOR TOBACCO CONTROL

### National Tobacco Control Provisions

Tobacco Bans and Restrictions	Not				Tobacco Requirements and Regulations	Not			
	Banned	Restricted	Regulated	Unknown		Required	Regulated	Regulated	Unknown
Advertising in certain media		X			Advertising health warnings/messages			X	
Advertising to certain audiences				X	Age verification for sales				X
Advertising in certain locations		X			Manufacturing licensure			X	
Advertisement content or design				X	Package health warning/message			X	
Sponsorship or promotion for certain audiences			X		Label design on packaging			X	
Sponsorship advertising of events				X	Ingredient/constituent information on package label	X			
Brand stretching			X		Amount of tar				X
Sales to minors			X		Amount of nicotine				X
Sales by minors				X	Amount of other ingredients/constituents				X
Place of sales				X	Product constituents as confidential information				X
Vending machines				X	Product constituents as public information				X
Free products		X			Constituent disclosure by brand				X
Single cigarette sales				X	Constituent disclosure in the aggregate				X
Misleading information on packaging				X					
Smoking in government buildings (incl. worksites)			X		<b>Other Provisions</b>	<b>Yes</b>	<b>No</b>	<b>Unknown</b>	
Smoking in private worksites		X			National tobacco control committee	X			
Smoking in educational facilities			X		Tobacco control education/promotion			X	
Smoking in health care facilities		X			Anti-smuggling provisions			X	
Smoking on buses	X				Litigation enabling provisions			X	
Smoking on trains		X							
Smoking in taxis			X						
Smoking on ferries		X							
Smoking on domestic air flights		X							
Smoking on international air flights		X							
Smoking in restaurants		X							
Smoking in nightclubs and bars			X						
Smoking in other public places				X					

Refer to Appendix B for more information about national tobacco control provisions.

	Population (millions)			
	1995	2000	2025	2050
Total	0.075	0.080	0.110	0.145
Females	0.038	0.040	0.055	0.072
Males	0.037	0.040	0.055	0.073

Source: Food and Agriculture Organization of the United Nations (FAO 2001)

Real GDP per capita (PPP), US Dollars	
1975	4674
1980	6301
1985	6579
1990	8145
1995	8669
2000	11333

Source: World Health Report 2002

## SMOKING PREVALENCE

Adult (25-64 Year Olds), 1994		Youth (15-17 Year Olds), 1991		Health Professionals	
Males	37	Males	2	Males	-
Females	6.9	Females	0.2	Females	-
				Overall	-

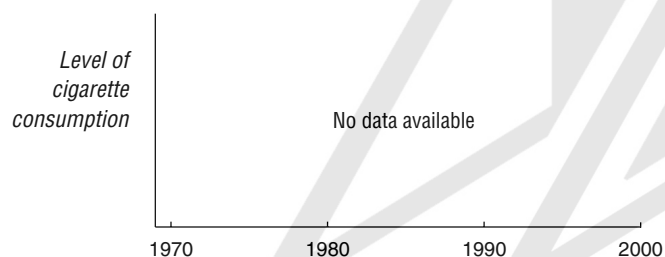
Adult: Current smoking of at least one cigarette per day; Bovet, P., Perret, F., Shamlaye, C., Darioli, R. and Paccaud, F. (1997). The Seychelles Heart Study II: methods and basic findings. *Seychelles Medical and Dental Journal* 5(1): 8-24.

Youth: Current smoking; World Health Organization. (1997). *Tobacco or health: a global status report*. Geneva: WHO.

Health professional: No data available

## TOBACCO ECONOMY

### Annual per capita Consumption, Three Year Moving Average



### Annual Cigarette Consumption

Year	Per capita Consumption (cigarette sticks)	Total Consumption (millions of cigarette sticks)
1970	-	-
1980	-	91
1990	-	86
1995	-	63
2000	-	35

### Annual Tobacco Trade and Agriculture Statistics

	Unit of Measurement	1970	1980	1990	1995	2000
Cigarette imports	sticks in millions	20	60	21	12	-
Cigarette exports	sticks in millions	-	-	2	5	5
Tobacco leaf imports	metric tons	-	36	77	75	13
Tobacco leaf exports (% of total exports)	metric tons (%)	- (-)	- (-)	- (-)	- (-)	- (-)
Cigarette production	sticks in millions	0	31	67	56	40
Tobacco leaf production	metric tons	-	-	-	-	-
Land devoted to tobacco growing (% of agricultural land)	hectares (%)	- (-)	- (-)	- (-)	- (-)	- (-)
Employment in tobacco manufacturing	people	-	-	-	-	-

### Retail Price of 20 Cigarettes with Tax

Type	US \$	Local
Domestic brand	-	-
Foreign brand	-	-

Source: No data available

### Cigarette Taxes and Duties

Excise tax	-
Sales tax	-
Import duty	-

Source: No data available

### Market Share by Cigarette Manufacturer



## SMOKING-RELATED DISEASE IMPACT

**Mortality from Cancer, Respiratory and Circulatory Disease, 1987**  
Numbers of deaths/World age-standardized mortality rate per 100,000 population

Disease	Male		Female		Ages	Disease	Male		Female		Ages
	Number	Rate	Number	Rate			Number	Rate	Number	Rate	
Trachea, lung, and bronchus cancer	10	148.2	3	28.8	35+	Ischemic heart disease	21	313.1	16	130.8	35+
Lip, oral cavity, and pharynx cancer	2	22.4	1	6.1	35+	Stroke	31	443.2	31	246.7	35+
Respiratory disease	8	99.6	2	14.4	35+	Other diseases of the circulatory system	34	466.3	23	169.5	35+
						All causes	225	3093.3	190	1500.2	35+

Source: World Health Organization. (2003). *WHO Mortality Database*. Geneva: WHO.

## INFRASTRUCTURE FOR TOBACCO CONTROL

### National Tobacco Control Provisions

Tobacco Bans and Restrictions	Not				Tobacco Requirements and Regulations	Not			
	Banned	Restricted	Regulated	Unknown		Required	Regulated	Regulated	Unknown
Advertising in certain media				X	Advertising health warnings/messages				X
Advertising to certain audiences				X	Age verification for sales				X
Advertising in certain locations				X	Manufacturing licensure				X
Advertisement content or design				X	Package health warning/message			X	
Sponsorship or promotion for certain audiences				X	Label design on packaging				X
Sponsorship advertising of events				X	Ingredient/constituent information on package label				X
Brand stretching				X	Amount of tar				X
Sales to minors				X	Amount of nicotine				X
Sales by minors				X	Amount of other ingredients/constituents				X
Place of sales				X	Product constituents as confidential information				X
Vending machines				X	Product constituents as public information				X
Free products				X	Constituent disclosure by brand				X
Single cigarette sales				X	Constituent disclosure in the aggregate				X
Misleading information on packaging				X					
Smoking in government buildings (incl. worksites)				X	<b>Other Provisions</b>	<b>Yes</b>	<b>No</b>	<b>Unknown</b>	
Smoking in private worksites				X	National tobacco control committee			X	
Smoking in educational facilities				X	Tobacco control education/promotion			X	
Smoking in health care facilities				X	Anti-smuggling provisions			X	
Smoking on buses				X	Litigation enabling provisions			X	
Smoking on trains				X					
Smoking in taxis				X					
Smoking on ferries				X					
Smoking on domestic air flights				X					
Smoking on international air flights				X					
Smoking in restaurants				X					
Smoking in nightclubs and bars				X					
Smoking in other public places				X					

Refer to Appendix B for more information about national tobacco control provisions.

	Population (millions)			
	1995	2000	2025	2050
All adults, ages 15+	2.300	2.456	5.215	9.908
Female adults	1.182	1.261	2.652	5.011
All youth, ages 0-14	1.781	1.949	3.837	4.443
Female youth	0.895	0.978	1.913	2.205

Source: United Nations Population Division, World Population Prospects 1950-2050 (2000 revision)

Real GDP per capita (PPP), US Dollars	
1975	1082
1980	1095
1985	990
1990	1044
1995	805
2000	612

Source: World Health Report 2002

## SMOKING PREVALENCE

Adult (15 Years & Older)		Youth and Young Adults (10-27 Year Olds), 1994		Health Professionals	
All adults	18.5	All youth and young adults	3.2	Males	-
				Females	-
				Overall	-

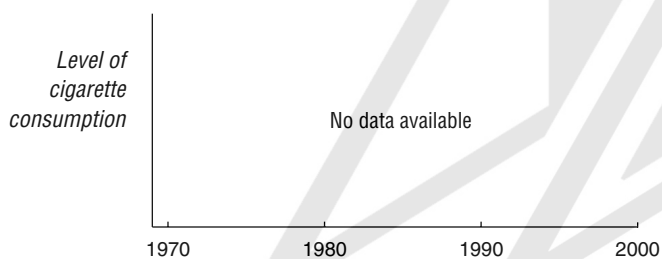
Adult: Cigarette smoking, rural/agricultural communities of Njala Komboya and Kychum (survey year unknown); Williams, D.E.M. and Lisk, D.R. (1998). A high prevalence of hypertension in rural Sierra Leone. *West African Journal of Medicine* 17(2): 85-90.

Youth: Current cigarette smoking in Bo Town; Bangura, S.A. and Lisk, R.D. (1995). Tobacco and cannabis smoking in secondary school pupils in Bo, Sierra Leone. *West African Journal of Medicine* 14(3): 157-160.

Health professional: No data available

## TOBACCO ECONOMY

### Annual per capita Consumption, Three Year Moving Average



### Annual Cigarette Consumption

Year	Per capita Consumption (cigarette sticks)	Total Consumption (millions of cigarette sticks)
1970	-	-
1980	-	-
1990	-	-
1995	-	-
2000	-	-

### Annual Tobacco Trade and Agriculture Statistics

	Unit of Measurement	1970	1980	1990	1995	2000
Cigarette imports	sticks in millions	93	650	20	30	-
Cigarette exports	sticks in millions	-	-	-	-	-
Tobacco leaf imports	metric tons	1325	555	500	500	500
Tobacco leaf exports (% of total exports)	metric tons (%)	- (-)	- (-)	85 (-)	200 (-)	470 (-)
Cigarette production	sticks in millions	490	1711	-	467	-
Tobacco leaf production	metric tons	-	500	650	650	20
Land devoted to tobacco growing (% of agricultural land)	hectares (%)	- (-)	500 (0.02%)	600 (0.02%)	600 (0.02%)	40 (0.00%)
Employment in tobacco manufacturing	people	-	-	-	-	-

### Retail Price of 20 Cigarettes with Tax

Type	US \$	Local
Average price	\$0.41	400.00

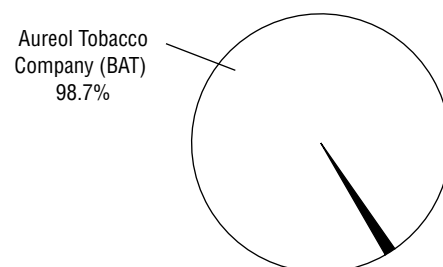
Source: TMA, 1997

### Cigarette Taxes and Duties

Excise tax (domestic)	30% of ex-factory price
Sales tax	20% of ex-factory price
Import duty	24.25 LCU/kg

Source: TMA

### Market Share by Cigarette Manufacturer, 2001



Source: TMA

## SMOKING-RELATED DISEASE IMPACT

**Mortality from Cancer, Respiratory and Circulatory Disease, 2000**  
Numbers of deaths/World age-standardized mortality rate per 100,000 population

Disease	Male		Female		Ages	Disease	Male		Female		Ages
	Number	Rate	Number	Rate			Number	Rate	Number	Rate	
Trachea, lung, and bronchus cancer	21	7.2	3	1.1	45+	Ischemic heart disease	-	-	-	-	
Lip, oral cavity, and pharynx cancer	21	7.1	11	3.3	45+	Stroke	-	-	-	-	
Respiratory disease	-	-	-	-		Other diseases of the circulatory system	-	-	-	-	
						All causes	-	-	-	-	

Source: Ferlay, J., Bray, F., Pisani, P. and Parkin, D.M. (2001). *GLOBOCAN 2000: Cancer Incidence, Mortality and Prevalence Worldwide, Version 1.0*. [CD-ROM]. IARC CancerBase No. 5. Lyon: IARC Press. Available at URL: <http://www-dep.iarc.fr/globocan/globocan.html>

## INFRASTRUCTURE FOR TOBACCO CONTROL

### National Tobacco Control Provisions

Tobacco Bans and Restrictions	Not				Tobacco Requirements and Regulations	Not			
	Banned	Restricted	Regulated	Unknown		Required	Regulated	Regulated	Unknown
Advertising in certain media				X	Advertising health warnings/messages				X
Advertising to certain audiences				X	Age verification for sales				X
Advertising in certain locations				X	Manufacturing licensure				X
Advertisement content or design				X	Package health warning/message			X	
Sponsorship or promotion for certain audiences				X	Label design on packaging				X
Sponsorship advertising of events				X	Ingredient/constituent information on package label				X
Brand stretching				X	Amount of tar				X
Sales to minors				X	Amount of nicotine				X
Sales by minors				X	Amount of other ingredients/constituents				X
Place of sales				X	Product constituents as confidential information				X
Vending machines				X	Product constituents as public information				X
Free products				X	Constituent disclosure by brand				X
Single cigarette sales				X	Constituent disclosure in the aggregate				X
Misleading information on packaging				X					
Smoking in government buildings (incl. worksites)				X	<b>Other Provisions</b>	<b>Yes</b>	<b>No</b>	<b>Unknown</b>	
Smoking in private worksites				X	National tobacco control committee			X	
Smoking in educational facilities				X	Tobacco control education/promotion			X	
Smoking in health care facilities				X	Anti-smuggling provisions			X	
Smoking on buses				X	Litigation enabling provisions			X	
Smoking on trains				X					
Smoking in taxis				X					
Smoking on ferries				X					
Smoking on domestic air flights				X					
Smoking on international air flights				X					
Smoking in restaurants				X					
Smoking in nightclubs and bars				X					
Smoking in other public places				X					

Refer to Appendix B for more information about national tobacco control provisions.

	Population (millions)			
	1995	2000	2025	2050
All adults, ages 15+	2.702	3.140	4.288	3.979
Female adults	1.353	1.571	2.159	2.023
All youth, ages 0-14	0.774	0.878	0.710	0.641
Female youth	0.373	0.424	0.342	0.309

Source: United Nations Population Division, World Population Prospects 1950-2050 (2000 revision)

Real GDP per capita (PPP), US Dollars	
1975	6676
1980	9409
1985	11326
1990	15224
1995	20479
2000	23533

Source: World Health Report 2002

## SMOKING PREVALENCE

Adult (18-64 Year Olds), 2001		Youth, 2000		Medical Students, 1985	
Males	24.2	Males	13.4	Males	4
Females	3.5	Females	8.8	Females	0
		Overall	9.1		

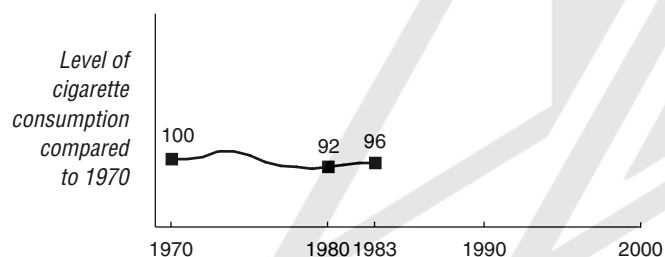
Adult: Regular smoker; Ministry of Health (2002). *National Health Surveillance Survey 2001*. Reported in Strong, K. and Bonita, R. (2003). *The SuRF Report 1. Surveillance of Risk Factors related to Noncommunicable Diseases: Current status of global data*. Geneva: WHO.

Youth: (Males and Females) Currently smoke cigarettes, secondary 1-4; Global Youth Tobacco Survey Collaborative Group. (2002). *Singapore GYTS Fact Sheet*. Available at URL: [http://www.cdc.gov/Tobacco/global/gyts/GYTS\\_factsheets.htm](http://www.cdc.gov/Tobacco/global/gyts/GYTS_factsheets.htm). (Overall) Currently use any tobacco product, students age 13-15 years old; Global Youth Tobacco Survey Collaborative Group. (2002). Special Report: Tobacco use among youth: a cross country comparison. *Tobacco Control 11*: 252-270.

Health professional: Daily and occasional tobacco smoking among first and final-year medical students in two large centers; Tessier, J.F., Freour, P., Belougne, D. and Crofton, J. (1992). Smoking habits and attitudes of medical students toward smoking and antismoking campaigns in nine Asian countries. *Journal of Epidemiology 21*(2): 298-304.

## TOBACCO ECONOMY

### Annual per capita Consumption, Three Year Moving Average, 1970 = 100



### Annual Cigarette Consumption

Year	Per capita Consumption (cigarette sticks)	Total Consumption (millions of cigarette sticks)
1970	2741	3481
1980	2309	4066
1990	-	-
1995	-	-
2000	-	-

### Annual Tobacco Trade and Agriculture Statistics

	Unit of Measurement	1970	1980	1990	1995	2000
Cigarette imports	sticks in millions	2244	2324	23284	38396	24710
Cigarette exports	sticks in millions	1550	1405	28445	49044	27562
Tobacco leaf imports	metric tons	5688	8166	25052	22360	11288
Tobacco leaf exports (% of total exports)	metric tons (%)	2019 (0.20%)	294 (0.00%)	410 (0.00%)	2217 (0.01%)	448 (0.00%)
Cigarette production	sticks in millions	2787	3147	-	-	-
Tobacco leaf production	metric tons	490	402	10	5	-
Land devoted to tobacco growing (% of agricultural land)	hectares (%)	365 (3.04%)	134 (1.68%)	6 (0.60%)	3 (0.30%)	- (-)
Employment in tobacco manufacturing	people	1050	1280	731	770	-

### Retail Price of 20 Cigarettes with Tax

Type	US \$	Local
Domestic brand	\$3.37	5.90
Foreign brand	\$3.71	6.50

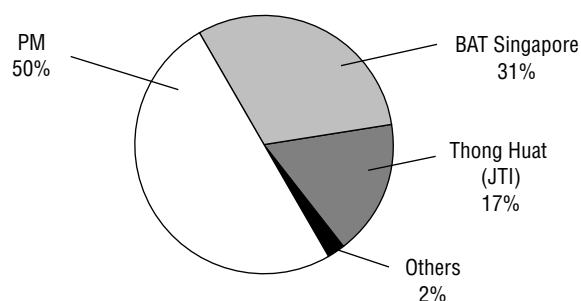
Source: EIU, September 2002

### Cigarette Taxes and Duties

Excise duty	180 LCU/kg
Sales tax	3%

Source: ERC

### Market Share by Cigarette Manufacturer, 1999



Source: ERC



## SMOKING-RELATED DISEASE IMPACT

**Mortality from Cancer, Respiratory and Circulatory Disease, 2000**  
Numbers of deaths/World age-standardized mortality rate per 100,000 population

Disease	Male		Female		Ages	Disease	Male		Female		Ages
	Number	Rate	Number	Rate			Number	Rate	Number	Rate	
Trachea, lung, and bronchus cancer	639	116.5	254	37.2	35+	Ischemic heart disease	1636	299.2	1327	197.5	35+
Lip, oral cavity, and pharynx cancer	165	24.5	42	6.0	35+	Stroke	742	141.1	924	135.7	35+
Respiratory disease	413	82.8	156	22.7	35+	Other diseases of the circulatory system	194	35.0	203	29.3	35+
						All causes	7626	1392.6	6380	930.9	35+

Source: World Health Organization. (2003). *WHO Mortality Database*. Geneva: WHO.

## INFRASTRUCTURE FOR TOBACCO CONTROL

### National Tobacco Control Provisions

Tobacco Bans and Restrictions	Not				Tobacco Requirements and Regulations	Not			
	Banned	Restricted	Regulated	Unknown		Required	Regulated	Regulated	Unknown
Advertising in certain media	X				Advertising health warnings/messages	N/A			
Advertising to certain audiences	X				Age verification for sales			X	
Advertising in certain locations	X				Manufacturing licensure				X
Advertisement content or design	N/A				Package health warning/message	X			
Sponsorship or promotion for certain audiences			X		Label design on packaging		X		
Sponsorship advertising of events		X			Ingredient/constituent information on package label	X			
Brand stretching		X			Amount of tar		X		
Sales to minors	X				Amount of nicotine		X		
Sales by minors	X				Amount of other ingredients/constituents			X	
Place of sales			X		Product constituents as confidential information			X	
Vending machines	X				Product constituents as public information			X	
Free products	X				Constituent disclosure by brand			X	
Single cigarette sales	X				Constituent disclosure in the aggregate			X	
Misleading information on packaging			X						
Smoking in government buildings (incl. worksites)		X							
Smoking in private worksites		X							
Smoking in educational facilities	X								
Smoking in health care facilities	X								
Smoking on buses	X								
Smoking on trains		X							
Smoking in taxis	X								
Smoking on ferries			X						
Smoking on domestic air flights			X						
Smoking on international air flights			X						
Smoking in restaurants		X							
Smoking in nightclubs and bars			X						
Smoking in other public places		X							

Other Provisions	Yes	No	Unknown
National tobacco control committee		X	
Tobacco control education/promotion	X		
Anti-smuggling provisions			X
Litigation enabling provisions		X	

Refer to Appendix B for more information about national tobacco control provisions.

	Population (millions)			
	1995	2000	2025	2050
All adults, ages 15+	4.153	4.345	4.579	4.058
Female adults	2.160	2.258	2.381	2.116
All youth, ages 0-14	1.211	1.054	0.739	0.616
Female youth	0.592	0.515	0.361	0.301

Source: United Nations Population Division, World Population Prospects 1950-2050 (2000 revision)

Real GDP per capita (PPP), US Dollars	
1975	8112
1980	9593
1985	10109
1990	10965
1995	8617
2000	10702

Source: World Health Report 2002

## SMOKING PREVALENCE

Adult (15 Years & Older), 1998		Youth (15-16 Year Olds), 1999		Medical Students, 1999	
Males	41.1	Males	35	Males	13.6
Females	14.7	Females	26	Females	8.9
Overall	32	Overall	30		

Adult: Daily smokers; WHO Health for All Database. Reported in World Health Organization. (2002). *European Country Profiles on Tobacco Control, 2001*. Copenhagen: WHO Regional Office for Europe.

Youth: Lifetime use of cigarettes, 40 times or more; Hibbell, B., Andersson, B., Ahlström, S., Balakireva, O., Bjarnson, T., Kokkevi, A. and Morgan, M. (2000). *The 1999 ESPAD (European School Survey Project on Alcohol and Drugs) Report*. Stockholm: The Swedish Council for Information on Alcohol and Other Drugs. Available at URL: [http://www.can.se/in\\_english/pdf/espadsurvey.pdf](http://www.can.se/in_english/pdf/espadsurvey.pdf).

Health professional: Regular smoking, minimum 1 cigarette per day, among first to fifth year medical students of the Jessenius Faculty of Medicine, Comenius University, Martin, Slovakia; Baska, T., Straka, S. and Madar, R. (2001). Smoking and some life-style changes in medical students--Slovakia, 1995-1999. *Central European Journal of Public Health* 9(3): 147-149.

## TOBACCO ECONOMY

### Annual per capita Consumption, Three Year Moving Average, 1993 = 100



### Annual Cigarette Consumption

Year	Per capita Consumption (cigarette sticks)	Total Consumption (millions of cigarette sticks)
1970	-	-
1980	-	-
1990	-	-
1995	1896	7873
2000	1529	6645

### Annual Tobacco Trade and Agriculture Statistics

	Unit of Measurement	1970	1980	1990	1995	2000
Cigarette imports	sticks in millions	-	-	-	4607	3783
Cigarette exports	sticks in millions	-	-	-	4144	3638
Tobacco leaf imports	metric tons	-	-	-	3253	3658
Tobacco leaf exports (% of total exports)	metric tons (%)	- (-)	- (-)	- (-)	- (-)	1297 (0.03%)
Cigarette production	sticks in millions	-	-	8589	7410	6500
Tobacco leaf production	metric tons	-	-	-	8700	1870
Land devoted to tobacco growing (% of agricultural land)	hectares (%)	- (-)	- (-)	- (-)	7500 (0.31%)	1134 (0.05%)
Employment in tobacco manufacturing	people	-	-	-	-	-

### Retail Price of 20 Cigarettes with Tax

Type	US \$	Local
MPPC	\$0.66	32.00

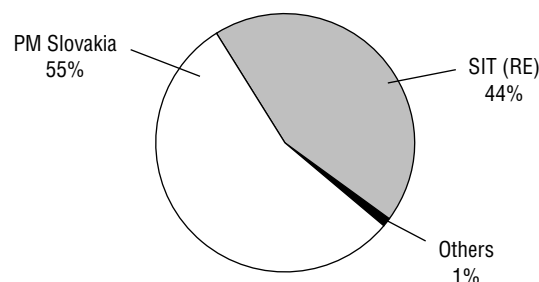
Source: TJI, 2001

### Cigarette Taxes and Duties

Excise tax	14 LCU/pack cig <70mm; 19 LCU/pack cig >70mm
Sales tax	23%

Source: ERC

### Market Share by Cigarette Manufacturer, 2000



Source: ERC

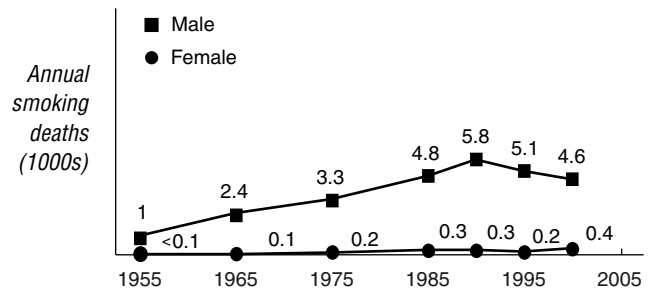
## SMOKING-ATTRIBUTED DISEASE IMPACT

Numbers of Deaths Attributed to Smoking/Total Deaths (thousands), 2000

Cause	Males (by age)			Females (by age)		
	0-34	35-69	70+	0-34	35-69	70+
Lung cancer	-/0.0	1.1/1.2	0.6/0.7	-/0.0	0.1/0.2	0.1/0.2
All cancer	-/0.1	2.1/3.9	1.0/2.9	-/0.1	0.1/2.3	0.1/2.5
Vascular	-/0.1	1.8/5.0	1.1/8.5	-/0.0	0.2/2.3	0.3/13
Respiratory	-/0.1	0.3/0.5	0.4/1.0	-/0.0	0.0/0.2	0.1/1.0
All other	-/1.2	0.5/3.6	0.1/1.3	-/0.4	0.0/1.2	0.0/1.5
All causes	-/1.4	4.6/13	2.6/14	-/0.6	0.4/5.9	0.5/18

Source: Peto, Lopez, et al., 1992, 1994 (update 2003)

Smoking-Attributed Numbers of Deaths per Year, Ages 35-69 Only



## INFRASTRUCTURE FOR TOBACCO CONTROL

National Tobacco Control Provisions

Tobacco Bans and Restrictions	Not				Tobacco Requirements and Regulations	Not			
	Banned	Restricted	Regulated	Unknown		Required	Regulated	Regulated	Unknown
Advertising in certain media	X				Advertising health warnings/messages	N/A			
Advertising to certain audiences	X				Age verification for sales	X			
Advertising in certain locations	X				Manufacturing licensure	X			
Advertisement content or design	N/A				Package health warning/message	X			
Sponsorship or promotion for certain audiences			X		Label design on packaging		X		
Sponsorship advertising of events				X	Ingredient/constituent information on package label	X			
Brand stretching			X		Amount of tar		X		
Sales to minors	X				Amount of nicotine		X		
Sales by minors			X		Amount of other ingredients/constituents				X
Place of sales		X			Product constituents as confidential information			X	
Vending machines	X				Product constituents as public information			X	
Free products	X				Constituent disclosure by brand			X	
Single cigarette sales	X				Constituent disclosure in the aggregate			X	
Misleading information on packaging			X						
Smoking in government buildings (incl. worksites)	X								
Smoking in private worksites	X								
Smoking in educational facilities	X								
Smoking in health care facilities		X							
Smoking on buses		X							
Smoking on trains		X							
Smoking in taxis	X								
Smoking on ferries		X							
Smoking on domestic air flights	X								
Smoking on international air flights		X							
Smoking in restaurants		X							
Smoking in nightclubs and bars		X							
Smoking in other public places		X							

Other Provisions	Yes	No	Unknown
National tobacco control committee	X		
Tobacco control education/promotion	X		
Anti-smuggling provisions			X
Litigation enabling provisions		X	

Refer to Appendix B for more information about national tobacco control provisions.

	Population (millions)			
	1995	2000	2025	2050
All adults, ages 15+	1.625	1.672	1.635	1.337
Female adults	0.846	0.868	0.849	0.703
All youth, ages 0-14	0.365	0.316	0.212	0.190
Female youth	0.178	0.154	0.103	0.092

Source: United Nations Population Division, World Population Prospects 1950-2050 (2000 revision)

Real GDP per capita (PPP), US Dollars	
1975	11898
1980	13549
1985	15031
1990	13809
1995	13634
2000	16171

Source: World Health Report 2002

## SMOKING PREVALENCE

Adult (25-65 Year Olds), 2001		Youth (15-16 Year Olds), 1999		Physicians, 1996	
Males	28	Males	25	Males	17
Females	20.1	Females	26	Females	15
Overall	23.7	Overall	26		

Adult: Daily smokers; Zakotnik-Mavcec, J., et al. Public opinion survey. Reported in World Health Organization. (2002). *European Country Profiles on Tobacco Control, 2001*. Copenhagen: WHO Regional Office for Europe.

Youth: Lifetime use of cigarettes, 40 times or more; Hibbell, B., Andersson, B., Ahlström, S., Balakireva, O., Bjarnson, T., Kokkevi, A. and Morgan, M. (2000). *The 1999 ESPAD (European School Survey Project on Alcohol and Drugs) Report*. Stockholm: The Swedish Council for Information on Alcohol and Other Drugs. Available at URL: [http://www.can.se/in\\_english/pdf/espasummary.pdf](http://www.can.se/in_english/pdf/espasummary.pdf).

Health professional: Regular daily smoking; Information provided by Viktorija Rehar in the WHO European Region's Tobacco Questionnaire 1996/1997.

## TOBACCO ECONOMY

### Annual per capita Consumption, Three Year Moving Average, 1996 = 100



### Annual Cigarette Consumption

Year	Per capita Consumption (cigarette sticks)	Total Consumption (millions of cigarette sticks)
1970	-	-
1980	-	-
1990	-	-
1996	3042	4979
2000	2658	4444

### Annual Tobacco Trade and Agriculture Statistics

	Unit of Measurement	1970	1980	1990	1995	2000
Cigarette imports	sticks in millions	-	-	-	12910	1420
Cigarette exports	sticks in millions	-	-	-	13676	4831
Tobacco leaf imports	metric tons	-	-	-	2784	5247
Tobacco leaf exports (% of total exports)	metric tons (%)	- (-)	- (-)	- (-)	200 (0.00%)	2012 (0.07%)
Cigarette production	sticks in millions	-	-	5179	4543	7855
Tobacco leaf production	metric tons	-	-	-	-	-
Land devoted to tobacco growing (% of agricultural land)	hectares (%)	- (-)	- (-)	- (-)	- (-)	- (-)
Employment in tobacco manufacturing	people	-	-	-	-	-

### Retail Price of 20 Cigarettes with Tax

Type	US \$	Local
Domestic brand	\$0.93	225.00
Foreign brand	\$1.45	350.00

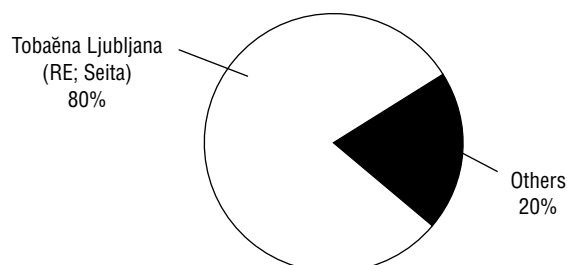
Source: EIU, September 2000

### Cigarette Taxes and Duties

Excise tax	45% of retail price
Sales tax	19%
Import duty	45% CIF value
Preferential rates may apply to EFTA & CEFTA countries	

Source: ERC

### Market Share by Cigarette Manufacturer, 2000



Source: ERC

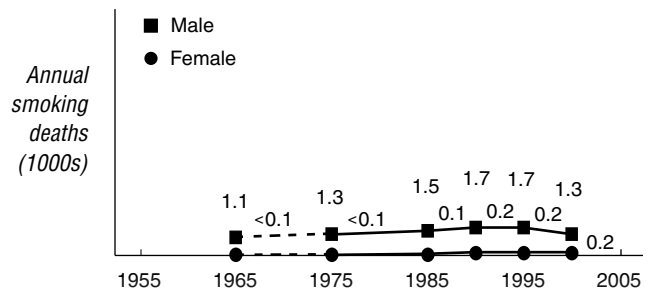
## SMOKING-ATTRIBUTED DISEASE IMPACT

Numbers of Deaths Attributed to Smoking/Total Deaths, 2000

Cause	Males (by age)			Females (by age)		
	0-34	35-69	70+	0-34	35-69	70+
Lung cancer	-/1	417/448	260/284	-/0	68/107	51/91
All cancer	-/29	658/1380	423/1263	-/21	85/875	67/1184
Vascular	-/15	384/1281	267/2099	-/7	53/488	94/3614
Respiratory	-/2	122/209	251/554	-/8	18/61	81/636
All other	-/353	175/1536	69/836	-/128	28/628	30/1381
All causes	-/399	1339/4406	1010/4752	-/164	184/2052	272/6815

Source: Peto, Lopez, et al., 1992, 1994 (update 2003)

Smoking-Attributed Numbers of Deaths per Year, Ages 35-69 Only



## INFRASTRUCTURE FOR TOBACCO CONTROL

National Tobacco Control Provisions

Tobacco Bans and Restrictions	Not				Tobacco Requirements and Regulations	Not			
	Banned	Restricted	Regulated	Unknown		Required	Regulated	Regulated	Unknown
Advertising in certain media		X			Advertising health warnings/messages	X			
Advertising to certain audiences		X			Age verification for sales			X	
Advertising in certain locations		X			Manufacturing licensure	X			
Advertisement content or design		X			Package health warning/message	X			
Sponsorship or promotion for certain audiences	X				Label design on packaging		X		
Sponsorship advertising of events	X				Ingredient/constituent information on package label	X			
Brand stretching	X				Amount of tar		X		
Sales to minors	X				Amount of nicotine		X		
Sales by minors			X		Amount of other ingredients/constituents		X		
Place of sales			X		Product constituents as confidential information			X	
Vending machines	X				Product constituents as public information			X	
Free products	X				Constituent disclosure by brand			X	
Single cigarette sales	X				Constituent disclosure in the aggregate			X	
Misleading information on packaging	X								
Smoking in government buildings (incl. worksites)		X			<b>Other Provisions</b>	<b>Yes</b>	<b>No</b>	<b>Unknown</b>	
Smoking in private worksites		X			National tobacco control committee	X			
Smoking in educational facilities	X				Tobacco control education/promotion	X			
Smoking in health care facilities	X				Anti-smuggling provisions			X	
Smoking on buses	X				Litigation enabling provisions		X		
Smoking on trains		X							
Smoking in taxis		X							
Smoking on ferries		X							
Smoking on domestic air flights	X								
Smoking on international air flights		X							
Smoking in restaurants		X							
Smoking in nightclubs and bars			X						
Smoking in other public places		X							

Refer to Appendix B for more information about national tobacco control provisions.

	Population (millions)			
	1995	2000	2025	2050
All adults, ages 15+	0.207	0.247	0.584	1.099
Female adults	0.101	0.120	0.286	0.538
All youth, ages 0-14	0.170	0.200	0.359	0.359
Female youth	0.082	0.097	0.174	0.174

Source: United Nations Population Division, World Population Prospects 1950-2050 (2000 revision)

Real GDP per capita (PPP), US Dollars	
1975	1769
1980	2365
1985	2149
1990	2238
1995	2458
2000	2247

Source: World Health Report 2002

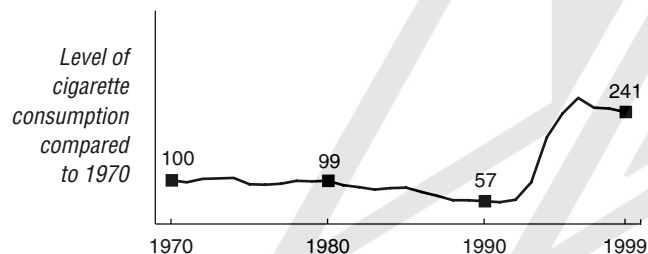
**SMOKING PREVALENCE**

Adult (20 Years & Older), 1989		Youth (20 Years & Younger), 1989		Health Professionals	
Females	33	Females	10	Males	-
				Females	-
				Overall	-

Adult and Youth: Current smoking; World Health Organization. (1997). *Tobacco or health: a global status report*. Geneva: WHO.  
Health professional: No data available

**TOBACCO ECONOMY**

Annual per capita Consumption, Three Year Moving Average, 1970 = 100



Annual Cigarette Consumption

Year	Per capita Consumption (cigarette sticks)	Total Consumption (millions of cigarette sticks)
1970	271	24
1980	234	28
1990	145	25
1995	846	175
1999	545	130

Annual Tobacco Trade and Agriculture Statistics

	Unit of Measurement	1970	1980	1990	1995	2000
Cigarette imports	sticks in millions	24	28	25	175	-
Cigarette exports	sticks in millions	-	-	-	-	-
Tobacco leaf imports	metric tons	92	105	82	120	25
Tobacco leaf exports (% of total exports)	metric tons (%)	- (-)	- (-)	- (-)	- (-)	- (-)
Cigarette production	sticks in millions	-	-	-	-	-
Tobacco leaf production	metric tons	70	86	85	85	85
Land devoted to tobacco growing (% of agricultural land)	hectares (%)	70 (0.08%)	86 (0.09%)	92 (0.10%)	100 (0.10%)	100 (0.10%)
Employment in tobacco manufacturing	people	-	98	-	-	-

Retail Price of 20 Cigarettes with Tax

Type	US \$	Local
Domestic brand	-	-
Foreign brand	-	-


Source: No data available

Cigarette Taxes and Duties

Excise tax	-
Sales tax	-
Import duty	-

Source: No data available

Market Share by Cigarette Manufacturer



## SMOKING-RELATED DISEASE IMPACT

**Mortality from Cancer, Respiratory and Circulatory Disease, 2000**  
Numbers of deaths/World age-standardized mortality rate per 100,000 population

Disease	Male		Female		Ages	Disease	Male		Female		Ages
	Number	Rate	Number	Rate			Number	Rate	Number	Rate	
Trachea, lung, and bronchus cancer	4	16.3	2	9.8	45+	Ischemic heart disease	-	-	-	-	
Lip, oral cavity, and pharynx cancer	22	83.5	13	48.1	45+	Stroke	-	-	-	-	
Respiratory disease	-	-	-	-		Other diseases of the circulatory system	-	-	-	-	
						All causes	-	-	-	-	

Source: Ferlay, J., Bray, F., Pisani, P. and Parkin, D.M. (2001). *GLOBOCAN 2000: Cancer Incidence, Mortality and Prevalence Worldwide, Version 1.0*. [CD-ROM]. IARC CancerBase No. 5. Lyon: IARC Press. Available at URL: <http://www-dep.iarc.fr/globocan/globocan.html>

## INFRASTRUCTURE FOR TOBACCO CONTROL

### National Tobacco Control Provisions

Tobacco Bans and Restrictions	Not				Tobacco Requirements and Regulations	Not			
	Banned	Restricted	Regulated	Unknown		Required	Regulated	Regulated	Unknown
Advertising in certain media	X				Advertising health warnings/messages	N/A			
Advertising to certain audiences	X				Age verification for sales			X	
Advertising in certain locations	X				Manufacturing licensure				X
Advertisement content or design	N/A				Package health warning/message	X			
Sponsorship or promotion for certain audiences	X				Label design on packaging			X	
Sponsorship advertising of events	X				Ingredient/constituent information on package label	X			
Brand stretching	X				Amount of tar		X		
Sales to minors	X				Amount of nicotine			X	
Sales by minors			X		Amount of other ingredients/constituents			X	
Place of sales			X		Product constituents as confidential information			X	
Vending machines	X				Product constituents as public information		X		
Free products	X				Constituent disclosure by brand				X
Single cigarette sales	X				Constituent disclosure in the aggregate				X
Misleading information on packaging	X								
Smoking in government buildings (incl. worksites)		X			<b>Other Provisions</b>	<b>Yes</b>	<b>No</b>	<b>Unknown</b>	
Smoking in private worksites		X			National tobacco control committee		X		
Smoking in educational facilities		X			Tobacco control education/promotion		X		
Smoking in health care facilities		X			Anti-smuggling provisions			X	
Smoking on buses	X				Litigation enabling provisions		X		
Smoking on trains		X							
Smoking in taxis	X								
Smoking on ferries		X							
Smoking on domestic air flights	X								
Smoking on international air flights	X								
Smoking in restaurants			X						
Smoking in nightclubs and bars			X						
Smoking in other public places				X					

Refer to Appendix B for more information about national tobacco control provisions.

	Population (millions)			
	1995	2000	2025	2050
All adults, ages 15+	3.853	4.569	11.474	26.072
Female adults	1.961	2.323	5.802	13.137
All youth, ages 0-14	3.494	4.209	9.718	14.863
Female youth	1.741	2.097	4.825	7.364

Source: United Nations Population Division, World Population Prospects 1950-2050 (2000 revision)

Real GDP per capita (PPP), US Dollars	
1975	1102
1980	802
1985	856
1990	841
1995	564
2000	528

Source: World Health Report 2002

## SMOKING PREVALENCE

Adult		Youth		Health Professionals	
Males	-	Males	-	Males	-
Females	-	Females	-	Females	-
Overall	-	Overall	-	Overall	-

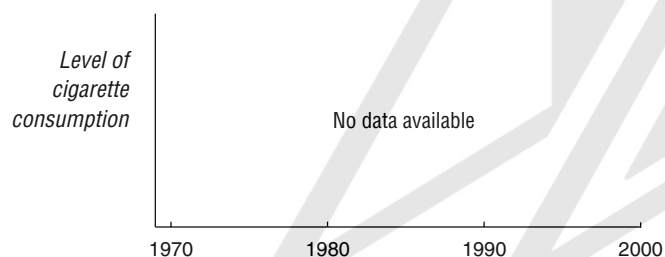
Adult: No data available

Youth: No data available

Health professionals: No data available

## TOBACCO ECONOMY

### Annual per capita Consumption, Three Year Moving Average



### Annual Cigarette Consumption

Year	Per capita Consumption (cigarette sticks)	Total Consumption (millions of cigarette sticks)
1970	-	-
1980	-	-
1990	-	-
1995	-	-
2000	-	-

### Annual Tobacco Trade and Agriculture Statistics

	Unit of Measurement	1970	1980	1990	1995	2000
Cigarette imports	sticks in millions	-	-	-	-	-
Cigarette exports	sticks in millions	-	-	-	-	-
Tobacco leaf imports	metric tons	10	-	300	-	130
Tobacco leaf exports (% of total exports)	metric tons (%)	- (-)	- (-)	- (-)	- (-)	- (-)
Cigarette production	sticks in millions	-	-	-	-	-
Tobacco leaf production	metric tons	80	110	120	100	100
Land devoted to tobacco growing (% of agricultural land)	hectares (%)	200 (0.00%)	275 (0.00%)	300 (0.00%)	250 (0.00%)	250 (0.00%)
Employment in tobacco manufacturing	people	-	-	-	-	-

### Retail Price of 20 Cigarettes with Tax

Type	US \$	Local
Domestic brand	-	-
Foreign brand	-	-

Source: No data available

### Cigarette Taxes and Duties

Excise tax	-
Sales tax	-
Import duty	-

Source: No data available

### Market Share by Cigarette Manufacturer





## SMOKING-RELATED DISEASE IMPACT

**Mortality from Cancer, Respiratory and Circulatory Disease, 2000**  
Numbers of deaths/World age-standardized mortality rate per 100,000 population

Disease	Male		Female		Ages	Disease	Male		Female		Ages
	Number	Rate	Number	Rate			Number	Rate	Number	Rate	
Trachea, lung, and bronchus cancer	46	9.4	40	7.1	45+	Ischemic heart disease	-	-	-	-	
Lip, oral cavity, and pharynx cancer	112	23.4	87	15.6	45+	Stroke	-	-	-	-	
Respiratory disease	-	-	-	-		Other diseases of the circulatory system	-	-	-	-	
						All causes	-	-	-	-	

Source: Ferlay, J., Bray, F., Pisani, P. and Parkin, D.M. (2001). *GLOBOCAN 2000: Cancer Incidence, Mortality and Prevalence Worldwide, Version 1.0*. [CD-ROM]. IARC CancerBase No. 5. Lyon: IARC Press. Available at URL: <http://www-dep.iarc.fr/globocan/globocan.html>

## INFRASTRUCTURE FOR TOBACCO CONTROL

### National Tobacco Control Provisions

Tobacco Bans and Restrictions	Not				Tobacco Requirements and Regulations	Not			
	Banned	Restricted	Regulated	Unknown		Required	Regulated	Regulated	Unknown
Advertising in certain media				X	Advertising health warnings/messages				X
Advertising to certain audiences				X	Age verification for sales				X
Advertising in certain locations				X	Manufacturing licensure				X
Advertisement content or design				X	Package health warning/message			X	
Sponsorship or promotion for certain audiences				X	Label design on packaging				X
Sponsorship advertising of events				X	Ingredient/constituent information on package label				X
Brand stretching				X	Amount of tar				X
Sales to minors				X	Amount of nicotine				X
Sales by minors				X	Amount of other ingredients/constituents				X
Place of sales				X	Product constituents as confidential information				X
Vending machines				X	Product constituents as public information				X
Free products				X	Constituent disclosure by brand				X
Single cigarette sales				X	Constituent disclosure in the aggregate				X
Misleading information on packaging				X					
Smoking in government buildings (incl. worksites)				X	<b>Other Provisions</b>	<b>Yes</b>	<b>No</b>	<b>Unknown</b>	
Smoking in private worksites				X	National tobacco control committee			X	
Smoking in educational facilities				X	Tobacco control education/promotion			X	
Smoking in health care facilities				X	Anti-smuggling provisions			X	
Smoking on buses				X	Litigation enabling provisions			X	
Smoking on trains				X					
Smoking in taxis				X					
Smoking on ferries				X					
Smoking on domestic air flights				X					
Smoking on international air flights				X					
Smoking in restaurants				X					
Smoking in nightclubs and bars				X					
Smoking in other public places				X					

Refer to Appendix B for more information about national tobacco control provisions.

**Population (millions)**

	1995	2000	2025	2050
All adults, ages 15+	25.629	28.575	31.845	36.155
Female adults	13.120	14.645	15.889	17.707
All youth, ages 0-14	14.405	14.734	11.927	11.145
Female youth	7.192	7.342	5.893	5.491

Source: United Nations Population Division, World Population Prospects 1950-2050 (2000 revision)

**Real GDP per capita (PPP), US Dollars**

1975	6494
1980	6710
1985	6363
1990	6228
1995	5908
2000	6077

Source: World Health Report 2002

**SMOKING PREVALENCE**

**Adult (16 Years & Older), 2000**

Males	43.8
Females	11.7
Overall	27.1

**Youth (13-15 Year Olds), 1999**

All youth	24.3
-----------	------

**Anesthetists**

Current smokers	19
Former smokers	58

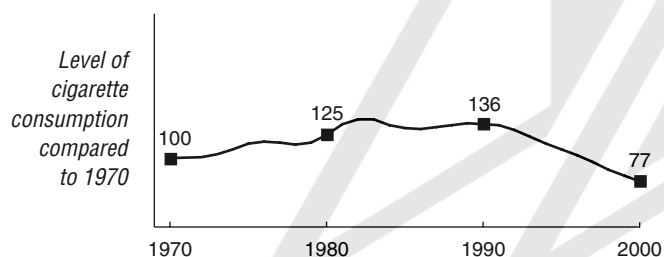
Adult: Cigarette consumption; van Walbeek, C. (2002). Recent trends in smoking prevalence in South Africa. *South African Medical Journal* 92(6): 468-472.

Youth: Currently use any tobacco product; Global Youth Tobacco Survey Collaborative Group. (2002). Special Report: Tobacco use among youth: a cross country comparison. *Tobacco Control* 11: 252-270.

Health professional: Current daily smoking and former smoking among 78% of anesthetists practicing in the Durban area (survey year unknown); Callander, C. and Rocke, D.A. (1986). Smoking habits and attitudes of Durban metropolitan anesthetists. *South African Medical Journal* 70: 589-591.

**TOBACCO ECONOMY**

**Annual per capita Consumption, Three Year Moving Average, 1970 = 100**



**Annual Cigarette Consumption**

Year	Per capita Consumption (cigarette sticks)	Total Consumption (millions of cigarette sticks)
1970	1206	15660
1980	1516	25660
1990	1665	37360
1995	1333	34160
2000	933	26660

**Annual Tobacco Trade and Agriculture Statistics**

	Unit of Measurement	1970	1980	1990	1995	2000
Cigarette imports	sticks in millions	1675	1139	597	694	324
Cigarette exports	sticks in millions	80	150	238	7200	20881
Tobacco leaf imports	metric tons	8943	6293	12934	14773	14327
Tobacco leaf exports (% of total exports)	metric tons (%)	11047 (-)	7200 (-)	7971 (-)	11156 (-)	14327 (0.11%)
Cigarette production	sticks in millions	16430	28791	40792	37332	27196
Tobacco leaf production	metric tons	34400	34600	27400	20570	29700
Land devoted to tobacco growing (% of agricultural land)	hectares (%)	44919 (0.05%)	37691 (0.04%)	25000 (0.03%)	13996 (0.01%)	16000 (0.02%)
Employment in tobacco manufacturing	people	4000	4000	4000	3000	-

**Retail Price of 20 Cigarettes with Tax**

Type	US \$	Local
Domestic brand	\$1.16	12.29
Foreign brand	\$1.10	11.59

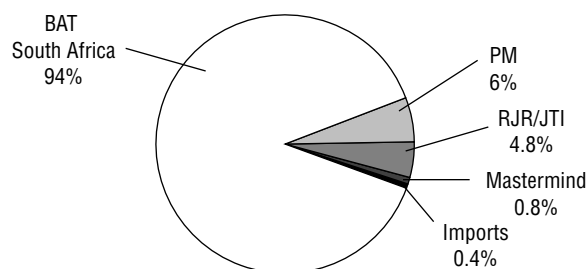
Source: EIU, September 2002

**Cigarette Taxes and Duties**

Excise tax	158.40 LCU/10 cigs + 6412 LCU/kg if mass >1.5 kg/1000 cigs
Sales tax	14%
Import duty	45% FOB value; duty free: SACU countries
Other import duties	1.78% (max 9000 LCU/ton)

Source: ERC

**Market Share by Cigarette Manufacturer, 2001**



Source: ERC

## SMOKING-RELATED DISEASE IMPACT

**Mortality from Cancer, Respiratory and Circulatory Disease, 1996**  
Numbers of deaths/World age-standardized mortality rate per 100,000 population

Disease	Male		Female		Ages	Disease	Male		Female		Ages
	Number	Rate	Number	Rate			Number	Rate	Number	Rate	
Trachea, lung, and bronchus cancer	2913	89.6	1163	25.3	35+	Ischemic heart disease	7074	250.0	4947	123.8	35+
Lip, oral cavity, and pharynx cancer	599	16.4	191	4.1	35+	Stroke	8669	316.3	11211	269.8	35+
Respiratory disease	4373	167.1	2196	53.6	35+	Other diseases of the circulatory system	8786	333.2	9808	245.1	35+
						All causes	225084	7100.6	184286	4270.3	35+

Source: World Health Organization. (2003). *WHO Mortality Database*. Geneva: WHO.

## INFRASTRUCTURE FOR TOBACCO CONTROL

### National Tobacco Control Provisions

Tobacco Bans and Restrictions	Not				Tobacco Requirements and Regulations	Not			
	Banned	Restricted	Regulated	Unknown		Required	Regulated	Regulated	Unknown
Advertising in certain media	X				Advertising health warnings/messages	N/A			
Advertising to certain audiences	X				Age verification for sales			X	
Advertising in certain locations	X				Manufacturing licensure				X
Advertisement content or design	N/A				Package health warning/message	X			
Sponsorship or promotion for certain audiences	X				Label design on packaging			X	
Sponsorship advertising of events			X		Ingredient/constituent information on package label	X			
Brand stretching			X		Amount of tar		X		
Sales to minors	X				Amount of nicotine		X		
Sales by minors			X		Amount of other ingredients/constituents			X	
Place of sales			X		Product constituents as confidential information			X	
Vending machines		X			Product constituents as public information			X	
Free products	X				Constituent disclosure by brand			X	
Single cigarette sales			X		Constituent disclosure in the aggregate			X	
Misleading information on packaging			X						
Smoking in government buildings (incl. worksites)		X							
Smoking in private worksites		X							
Smoking in educational facilities		X							
Smoking in health care facilities		X							
Smoking on buses			X						
Smoking on trains		X							
Smoking in taxis			X						
Smoking on ferries		X							
Smoking on domestic air flights			X						
Smoking on international air flights			X						
Smoking in restaurants		X							
Smoking in nightclubs and bars		X							
Smoking in other public places		X							

Other Provisions	Yes	No	Unknown
National tobacco control committee		X	
Tobacco control education/promotion		X	
Anti-smuggling provisions			X
Litigation enabling provisions		X	

Refer to Appendix B for more information about national tobacco control provisions.

Population (millions)

	1995	2000	2025	2050
All adults, ages 15+	33.131	34.036	33.251	27.715
Female adults	17.077	17.553	17.169	14.483
All youth, ages 0-14	6.606	5.874	4.145	3.567
Female youth	3.212	2.847	2.001	1.722

Source: United Nations Population Division, World Population Prospects 1950-2050 (2000 revision)

Real GDP per capita (PPP), US Dollars

1975	11011
1980	11390
1985	11886
1990	14495
1995	15322
2000	18087

Source: World Health Report 2002

SMOKING PREVALENCE

Adult (16 Years & Older), 2001

Males	39.1
Females	24.6

Youth (14-18 Year Olds), 2000

Males	25.2
Females	35.8

Doctors, 1995

Males	37.4
Females	31.6
Overall	34.7

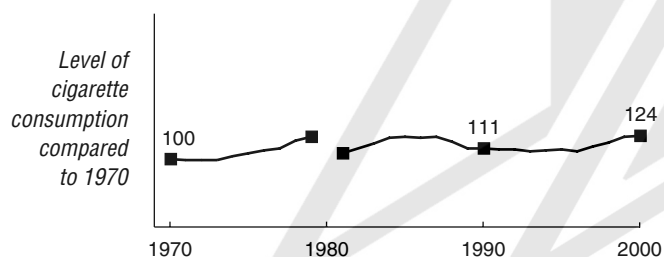
Adult: Current daily smokers; Ministerio de Sanidad y Consumo. (in press). *Encuesta Nacional de Salud de España 2001*. Reported in Strong, K. and Bonita, R. (2003). *The SuRF Report 1. Surveillance of Risk Factors related to Noncommunicable Diseases: Current status of global data*. Geneva: WHO.

Youth: Regular smokers; Encuesta sobre Drogas a la Población Escolar, 2000 (Plan Nacional de Drogas). Reported in World Health Organization. (2002). *European Country Profiles on Tobacco Control, 2001*. Copenhagen: WHO Regional Office for Europe.

Health professional: Regular daily smoking among public sector doctors in Madrid; Regional Office of Oncological Coordination. Regional Ministry of Health and Social Services. (1995). *Knowledge and attitudes regarding tobacco of public sector doctors in the community of Madrid, Appendix XIV*. Madrid: Author.

TOBACCO ECONOMY

Annual per capita Consumption, Three Year Moving Average, 1970 = 100



Annual Cigarette Consumption

Year	Per capita Consumption (cigarette sticks)	Total Consumption (millions of cigarette sticks)
1970	2243	54604
1980	-	-
1990	2400	76064
1995	2469	81797
2000	2909	99005

Annual Tobacco Trade and Agriculture Statistics

	Unit of Measurement	1970	1980	1990	1995	2000
Cigarette imports	sticks in millions	4512	6634	906	7146	29416
Cigarette exports	sticks in millions	402	916	837	4025	5210
Tobacco leaf imports	metric tons	53679	77090	70629	48413	61747
Tobacco leaf exports (% of total exports)	metric tons (%)	133 (0.01%)	7490 (0.05%)	17196 (0.04%)	23408 (0.04%)	31995 (0.07%)
Cigarette production	sticks in millions	50494	-	75995	78676	74799
Tobacco leaf production	metric tons	26100	36800	43178	42915	42908
Land devoted to tobacco growing (% of agricultural land)	hectares (%)	15300 (0.05%)	19500 (0.06%)	21093 (0.07%)	17398 (0.06%)	14078 (0.05%)
Employment in tobacco manufacturing	people	11000	12000	8607	9293	-

Retail Price of 20 Cigarettes with Tax

Type	US \$	Local
Domestic brand	\$1.39	1.40
Foreign brand	\$2.38	2.40

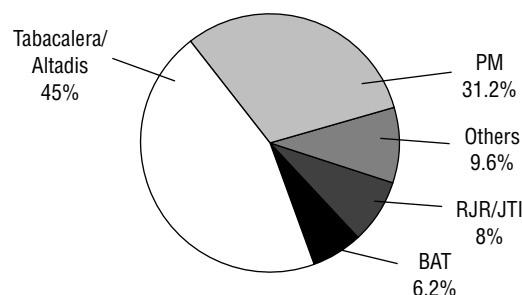
Source: EIU, September 2002

Cigarette Taxes and Duties

Excise tax	500 LCU/1000 cigs
Excise tax	54% of retail price
Sales tax	16%

Source: ERC

Market Share by Cigarette Manufacturer, 2000



Source: ERC

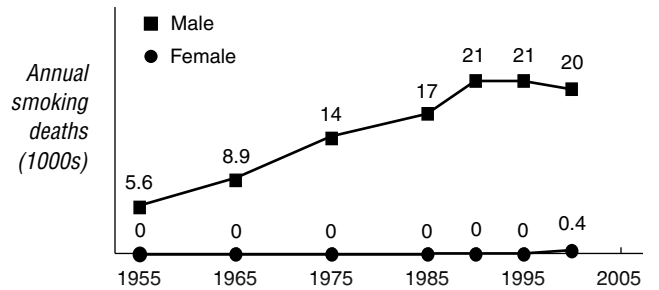
## SMOKING-ATTRIBUTED DISEASE IMPACT

Numbers of Deaths Attributed to Smoking/Total Deaths (thousands), 2000

Cause	Males (by age)			Females (by age)		
	0-34	35-69	70+	0-34	35-69	70+
Lung cancer	-/0.0	7.1/7.7	6.9/7.7	-/0.0	0.2/0.9	0.0/1.0
All cancer	-/0.6	11/24	11/33	-/0.5	0.2/12	0.0/22
Vascular	-/0.4	3.9/15	4.4/42	-/0.2	0.1/5.4	0.0/63
Respiratory	-/0.2	1.9/3.9	8.2/20	-/0.1	0.0/1.2	0.0/16
All other	-/6.7	2.5/16	2.5/28	-/2.5	0.1/6.6	0.0/42
All causes	-/8.0	20/59	26/123	-/3.3	0.4/25	0.0/143

Source: Peto, Lopez, et al., 1992, 1994 (update 2003)

Smoking-Attributed Numbers of Deaths per Year, Ages 35-69 Only



## INFRASTRUCTURE FOR TOBACCO CONTROL

National Tobacco Control Provisions

Tobacco Bans and Restrictions	Not				Tobacco Requirements and Regulations	Not			
	Banned	Restricted	Regulated	Unknown		Required	Regulated	Regulated	Unknown
Advertising in certain media		X			Advertising health warnings/messages			X	
Advertising to certain audiences			X		Age verification for sales			X	
Advertising in certain locations			X		Manufacturing licensure			X	
Advertisement content or design			X		Package health warning/message	X			
Sponsorship or promotion for certain audiences			X		Label design on packaging		X		
Sponsorship advertising of events			X		Ingredient/constituent information on package label	X			
Brand stretching			X		Amount of tar		X		
Sales to minors	X				Amount of nicotine		X		
Sales by minors			X		Amount of other ingredients/constituents			X	
Place of sales		X			Product constituents as confidential information			X	
Vending machines		X			Product constituents as public information		X		
Free products			X		Constituent disclosure by brand			X	
Single cigarette sales			X		Constituent disclosure in the aggregate			X	
Misleading information on packaging			X						
Smoking in government buildings (incl. worksites)		X							
Smoking in private worksites		X							
Smoking in educational facilities	X								
Smoking in health care facilities	X								
Smoking on buses	X								
Smoking on trains		X							
Smoking in taxis		X							
Smoking on ferries		X							
Smoking on domestic air flights	X								
Smoking on international air flights		X							
Smoking in restaurants			X						
Smoking in nightclubs and bars			X						
Smoking in other public places		X							

Other Provisions	Yes	No	Unknown
National tobacco control committee	X		
Tobacco control education/promotion	X		
Anti-smuggling provisions	X		
Litigation enabling provisions		X	

Refer to Appendix B for more information about national tobacco control provisions.

	Population (millions)			
	1995	2000	2025	2050
All adults, ages 15+	12.692	13.947	18.023	19.073
Female adults	6.088	6.758	9.045	9.753
All youth, ages 0-14	5.349	4.976	4.507	3.993
Female youth	2.631	2.448	2.206	1.950

Source: United Nations Population Division, World Population Prospects 1950-2050 (2000 revision)

Real GDP per capita (PPP), US Dollars	
1975	1314
1980	1588
1985	1891
1990	2062
1995	2537
2000	3050

Source: World Health Report 2002

## SMOKING PREVALENCE

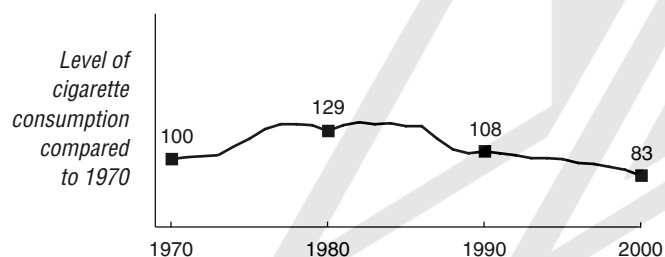
Adult (15 Years & Older), 2001		Youth, 1999		Health Professionals	
Males	25.7	Males	14.5	Males	-
Females	1.7	Females	6.1	Females	-
		Overall	9.9	Overall	-

Adult: Current smokers of tobacco; Gunasekara, O. (2001). *Sri Lanka: Sentinel tobacco use prevalence survey 2001*. Reported in Strong, K. and Bonita, R. (2003). *The SuRF Report 1. Surveillance of Risk Factors related to Noncommunicable Diseases: Current status of global data*. Geneva: WHO.Youth: (Males and Females) Currently use any tobacco product, grades 8-10; Global Youth Tobacco Survey Collaborative Group. (2002). *Sri Lanka GYTS Fact Sheet*. Available at URL: [http://www.cdc.gov/Tobacco/global/gyts/GYTS\\_factsheets.htm](http://www.cdc.gov/Tobacco/global/gyts/GYTS_factsheets.htm). (Overall) Currently use any tobacco product, students 13-15 years old; Global Youth Tobacco Survey Collaborative Group. (2002). Special Report: Tobacco use among youth: a cross country comparison. *Tobacco Control 11: 252-270*.

Health professional: No data available

## TOBACCO ECONOMY

### Annual per capita Consumption, Three Year Moving Average, 1970 = 100



### Annual Cigarette Consumption

Year	Per capita Consumption (cigarette sticks)	Total Consumption (millions of cigarette sticks)
1970	411	3035
1980	550	5229
1990	461	5329
1995	405	5137
2000	338	4709

### Annual Tobacco Trade and Agriculture Statistics

	Unit of Measurement	1970	1980	1990	1995	2000
Cigarette imports	sticks in millions	-	44	84	41	188
Cigarette exports	sticks in millions	-	40	376	726	368
Tobacco leaf imports	metric tons	-	2	122	1837	5559
Tobacco leaf exports (% of total exports)	metric tons (%)	235 (0.11%)	230 (0.04%)	1333 (0.20%)	2384 (-)	1888 (-)
Cigarette production	sticks in millions	3035	5225	5621	5822	4889
Tobacco leaf production	metric tons	8600	18602	10335	11383	5400
Land devoted to tobacco growing (% of agricultural land)	hectares (%)	12402 (0.53%)	15692 (0.68%)	8920 (0.38%)	8577 (0.37%)	4480 (0.19%)
Employment in tobacco manufacturing	people	1611	3370	8254	23114	-

### Retail Price of 20 Cigarettes with Tax

Type	US \$	Local
Domestic brand	\$1.56	150.00
Foreign brand	\$1.67	160.00

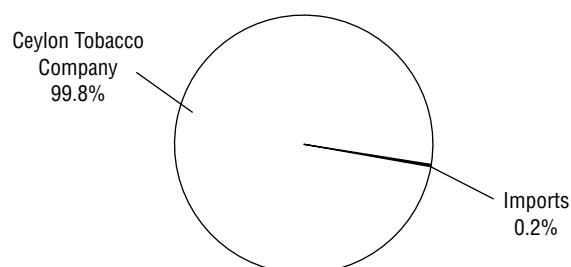
Source: EIU, September 2002

### Cigarette Taxes and Duties

Excise tax	100% cigs; 50% bidis
Excise tax	1.468-4.042 LCU/cig based on length
Sales tax	12.5%
National reconstruction levy	7.5%

Source: ERC

### Market Share by Cigarette Manufacturer, 2000



Source: ERC

## SMOKING-RELATED DISEASE IMPACT

**Mortality from Cancer, Respiratory and Circulatory Disease, 2000**  
Numbers of deaths/World age-standardized mortality rate per 100,000 population

Disease	Male		Female		Ages	Disease	Male		Female		Ages
	Number	Rate	Number	Rate			Number	Rate	Number	Rate	
Trachea, lung, and bronchus cancer	129	6.1	70	3.1	45+	Ischemic heart disease	-	-	-	-	
Lip, oral cavity, and pharynx cancer	2026	95.6	734	31.3	45+	Stroke	-	-	-	-	
Respiratory disease	-	-	-	-		Other diseases of the circulatory system	-	-	-	-	
						All causes	-	-	-	-	

Source: Ferlay, J., Bray, F., Pisani, P. and Parkin, D.M. (2001). *GLOBOCAN 2000: Cancer Incidence, Mortality and Prevalence Worldwide, Version 1.0*. [CD-ROM]. IARC CancerBase No. 5. Lyon: IARC Press. Available at URL: <http://www-dep.iarc.fr/globocan/globocan.html>

## INFRASTRUCTURE FOR TOBACCO CONTROL

### National Tobacco Control Provisions

Tobacco Bans and Restrictions	Not				Tobacco Requirements and Regulations	Not			
	Banned	Restricted	Regulated	Unknown		Required	Regulated	Regulated	Unknown
Advertising in certain media			X		Advertising health warnings/messages			X	
Advertising to certain audiences		X			Age verification for sales				X
Advertising in certain locations			X		Manufacturing licensure				X
Advertisement content or design			X		Package health warning/message	X			
Sponsorship or promotion for certain audiences		X			Label design on packaging				X
Sponsorship advertising of events				X	Ingredient/constituent information on package label				X
Brand stretching				X	Amount of tar			X	
Sales to minors	X				Amount of nicotine			X	
Sales by minors				X	Amount of other ingredients/constituents				X
Place of sales		X			Product constituents as confidential information				X
Vending machines				X	Product constituents as public information				X
Free products			X		Constituent disclosure by brand				X
Single cigarette sales				X	Constituent disclosure in the aggregate				X
Misleading information on packaging				X					
Smoking in government buildings (incl. worksites)	X				<b>Other Provisions</b>	<b>Yes</b>	<b>No</b>	<b>Unknown</b>	
Smoking in private worksites			X		National tobacco control committee	X			
Smoking in educational facilities	X				Tobacco control education/promotion			X	
Smoking in health care facilities	X				Anti-smuggling provisions			X	
Smoking on buses	X				Litigation enabling provisions			X	
Smoking on trains				X					
Smoking in taxis			X						
Smoking on ferries				X					
Smoking on domestic air flights	X								
Smoking on international air flights				X					
Smoking in restaurants				X					
Smoking in nightclubs and bars				X					
Smoking in other public places		X							

Refer to Appendix B for more information about national tobacco control provisions.

**Population (millions)**

	1995	2000	2025	2050
All adults, ages 15+	16.456	18.621	34.342	49.119
Female adults	8.264	9.337	17.129	24.554
All youth, ages 0-14	11.495	12.474	15.214	14.411
Female youth	5.644	6.119	7.439	7.052

Source: United Nations Population Division, World Population Prospects 1950-2050 (2000 revision)

**Real GDP per capita (PPP), US Dollars**

1975	619
1980	623
1985	515
1990	506
1995	523
2000	601

Source: World Health Report 2002

**SMOKING PREVALENCE**

Adult, 1999		Youth, 2001		Physicians, 1980	
Males	23.5	Males	20.3	Males	46
Females	1.5	Females	12.9	Females	1
		Overall	20.3		

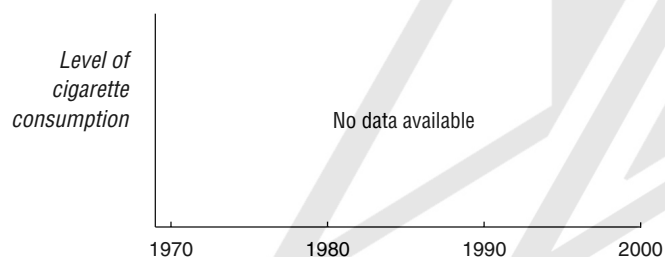
Adult: Smoking; Reported in *Country Profiles on Tobacco Control in the Eastern Mediterranean Region*. Available at URL: <http://www.emro.who.int/TFI/CountryProfile.htm>.

Youth: Currently use any tobacco product, 8th grade, 1st secondary grade and 2nd secondary grade (mostly 13-15 year olds); Global Youth Tobacco Survey Collaborative Group. (2002). *Sudan GYTS Fact Sheet*. Available at URL: [http://www.cdc.gov/Tobacco/global/gyts/GYTS\\_factsheets.htm](http://www.cdc.gov/Tobacco/global/gyts/GYTS_factsheets.htm).

Health professional: Current cigarette smoking among physicians in a region of Sudan; Ballal, S.G. (1984). Cigarette smoking and respiratory symptoms among Sudanese doctors. *East African Medical Journal* 61(2): 95-103.

**TOBACCO ECONOMY**

**Annual per capita Consumption, Three Year Moving Average**



**Annual Cigarette Consumption**

Year	Per capita Consumption (cigarette sticks)	Total Consumption (millions of cigarette sticks)
1970	-	-
1980	-	-
1990	-	-
1995	-	-
2000	-	-

**Annual Tobacco Trade and Agriculture Statistics**

	Unit of Measurement	1970	1980	1990	1995	2000
Cigarette imports	sticks in millions	578	242	-	76	-
Cigarette exports	sticks in millions	-	-	-	-	-
Tobacco leaf imports	metric tons	-	498	100	100	500
Tobacco leaf exports (% of total exports)	metric tons (%)	- (-)	- (-)	- (-)	- (-)	64 (-)
Cigarette production	sticks in millions	734	-	-	-	-
Tobacco leaf production	metric tons	-	-	-	-	-
Land devoted to tobacco growing (% of agricultural land)	hectares (%)	- (-)	- (-)	- (-)	- (-)	- (-)
Employment in tobacco manufacturing	people	-	-	-	-	-

**Retail Price of 20 Cigarettes with Tax**

Type	US \$	Local
Domestic brand	-	-
Foreign brand	-	-


Source: No data available

**Cigarette Taxes and Duties**

Sales tax	20% (6% COMESA members)
Import duty	200% (60% COMESA members)

Source: TMA

**Market Share by Cigarette Manufacturer**





## SMOKING-RELATED DISEASE IMPACT

**Mortality from Cancer, Respiratory and Circulatory Disease, 2000**  
Numbers of deaths/World age-standardized mortality rate per 100,000 population

Disease	Male		Female		Ages	Disease	Male		Female		Ages
	Number	Rate	Number	Rate			Number	Rate	Number	Rate	
Trachea, lung, and bronchus cancer	73	3.9	87	3.6	45+	Ischemic heart disease	-	-	-	-	
Lip, oral cavity, and pharynx cancer	807	41.3	374	17.0	45+	Stroke	-	-	-	-	
Respiratory disease	-	-	-	-		Other diseases of the circulatory system	-	-	-	-	
						All causes	-	-	-	-	

Source: Ferlay, J., Bray, F., Pisani, P. and Parkin, D.M. (2001). *GLOBOCAN 2000: Cancer Incidence, Mortality and Prevalence Worldwide, Version 1.0*. [CD-ROM]. IARC CancerBase No. 5. Lyon: IARC Press. Available at URL: <http://www-dep.iarc.fr/globocan/globocan.html>

## INFRASTRUCTURE FOR TOBACCO CONTROL

### National Tobacco Control Provisions

Tobacco Bans and Restrictions	Not				Tobacco Requirements and Regulations	Not			
	Banned	Restricted	Regulated	Unknown		Required	Regulated	Regulated	Unknown
Advertising in certain media	X				Advertising health warnings/messages	N/A			
Advertising to certain audiences	X				Age verification for sales				X
Advertising in certain locations	X				Manufacturing licensure				X
Advertisement content or design	N/A				Package health warning/message	X			
Sponsorship or promotion for certain audiences	X				Label design on packaging		X		
Sponsorship advertising of events				X	Ingredient/constituent information on package label				X
Brand stretching				X	Amount of tar		X		
Sales to minors	X				Amount of nicotine				X
Sales by minors				X	Amount of other ingredients/constituents				X
Place of sales				X	Product constituents as confidential information				X
Vending machines				X	Product constituents as public information				X
Free products				X	Constituent disclosure by brand				X
Single cigarette sales				X	Constituent disclosure in the aggregate				X
Misleading information on packaging				X					
Smoking in government buildings (incl. worksites)		X							
Smoking in private worksites				X					
Smoking in educational facilities	X								
Smoking in health care facilities	X								
Smoking on buses	X								
Smoking on trains	X								
Smoking in taxis	X								
Smoking on ferries	X								
Smoking on domestic air flights				X					
Smoking on international air flights				X					
Smoking in restaurants		X							
Smoking in nightclubs and bars		X							
Smoking in other public places		X							

Other Provisions	Yes	No	Unknown
National tobacco control committee	X		
Tobacco control education/promotion			X
Anti-smuggling provisions			X
Litigation enabling provisions			X

Refer to Appendix B for more information about national tobacco control provisions.

**Population (millions)**

	1995	2000	2025	2050
All adults, ages 15+	0.269	0.290	0.354	0.349
Female adults	0.137	0.148	0.179	0.178
All youth, ages 0-14	0.141	0.127	0.088	0.069
Female youth	0.069	0.062	0.043	0.034

Source: United Nations Population Division, World Population Prospects 1950-2050 (2000 revision)

**Real GDP per capita (PPP), US Dollars**

1975	3435
1980	3595
1985	3108
1990	3045
1995	3113
2000	4008

Source: World Health Report 2002

**SMOKING PREVALENCE**

Adult		Youth, 2000		Health Professionals	
Males	-	Males	28.3	Males	-
Females	-	Females	13.5	Females	-
Overall	-	Overall	14.3	Overall	-

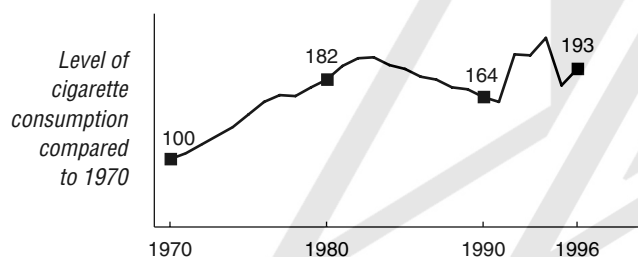
Adult: No data available

Youth: (Males and Females) Currently use any tobacco product, students in LBGO, TECH and MULO; Global Youth Tobacco Survey Collaborative Group. (2002). *Suriname GYTS Fact Sheet*. Available at URL: [http://www.cdc.gov/Tobacco/global/gyts/GYTS\\_factsheets.htm](http://www.cdc.gov/Tobacco/global/gyts/GYTS_factsheets.htm). (Overall) Currently use any tobacco product, students 13-15 years old; Global Youth Tobacco Survey Collaborative Group. (2002). Special Report: Tobacco use among youth: a cross country comparison. *Tobacco Control 11*: 252-270.

Health professional: No data available

**TOBACCO ECONOMY**

**Annual per capita Consumption, Three Year Moving Average, 1970 = 100**



**Annual Cigarette Consumption**

Year	Per capita Consumption (cigarette sticks)	Total Consumption (millions of cigarette sticks)
1970	1160	223
1980	2285	479
1990	1953	502
1995	2622	704
2000	-	-

**Annual Tobacco Trade and Agriculture Statistics**

	Unit of Measurement	1970	1980	1990	1995	2000
Cigarette imports	sticks in millions	36	100	15	232	785
Cigarette exports	sticks in millions	-	-	-	-	-
Tobacco leaf imports	metric tons	193	220	447	384	550
Tobacco leaf exports (% of total exports)	metric tons (%)	- (-)	- (-)	- (-)	- (-)	- (-)
Cigarette production	sticks in millions	187	379	487	472	-
Tobacco leaf production	metric tons	-	-	-	-	-
Land devoted to tobacco growing (% of agricultural land)	hectares (%)	- (-)	- (-)	- (-)	- (-)	- (-)
Employment in tobacco manufacturing	people	-	82	88	-	-

**Retail Price of 20 Cigarettes with Tax**

Type	US \$	Local
Average price	\$0.62	250.00

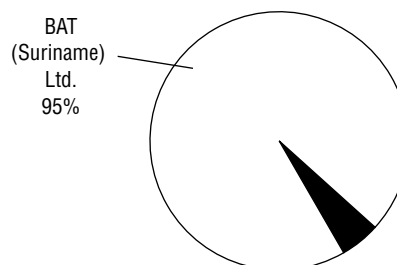
Source: TMA, 1997

**Cigarette Taxes and Duties**

Excise tax	17% of factory price less retailer's margin
Import duty	50% ad valorem CIF plus 2% for registration costs

Source: TMA

**Market Share by Cigarette Manufacturer, 2001**



Source: TMA

## SMOKING-RELATED DISEASE IMPACT

### Mortality from Cancer, Respiratory and Circulatory Disease, 2000

Numbers of deaths/World age-standardized mortality rate per 100,000 population

Disease	Male		Female		Ages	Disease	Male		Female		Ages
	Number	Rate	Number	Rate			Number	Rate	Number	Rate	
Trachea, lung, and bronchus cancer	19	54.3	7	17.1	45+	Ischemic heart disease	-	-	-	-	
Lip, oral cavity, and pharynx cancer	4	11.7	3	6.4	45+	Stroke	-	-	-	-	
Respiratory disease	-	-	-	-		Other diseases of the circulatory system	-	-	-	-	
						All causes	-	-	-	-	

Source: Ferlay, J., Bray, F., Pisani, P. and Parkin, D.M. (2001). *GLOBOCAN 2000: Cancer Incidence, Mortality and Prevalence Worldwide, Version 1.0*. [CD-ROM]. IARC CancerBase No. 5. Lyon: IARC Press. Available at URL: <http://www-dep.iarc.fr/globocan/globocan.html>

## INFRASTRUCTURE FOR TOBACCO CONTROL

### National Tobacco Control Provisions

Tobacco Bans and Restrictions	Not				Tobacco Requirements and Regulations	Not			
	Banned	Restricted	Regulated	Unknown		Required	Regulated	Regulated	Unknown
Advertising in certain media			X		Advertising health warnings/messages			X	
Advertising to certain audiences				X	Age verification for sales				X
Advertising in certain locations				X	Manufacturing licensure	X			
Advertisement content or design				X	Package health warning/message			X	
Sponsorship or promotion for certain audiences				X	Label design on packaging				X
Sponsorship advertising of events			X		Ingredient/constituent information on package label			X	
Brand stretching			X		Amount of tar			X	
Sales to minors	X				Amount of nicotine			X	
Sales by minors	X				Amount of other ingredients/constituents			X	
Place of sales				X	Product constituents as confidential information				X
Vending machines			X		Product constituents as public information				X
Free products			X		Constituent disclosure by brand				X
Single cigarette sales			X		Constituent disclosure in the aggregate				X
Misleading information on packaging				X					
Smoking in government buildings (incl. worksites)			X						
Smoking in private worksites			X						
Smoking in educational facilities			X						
Smoking in health care facilities			X						
Smoking on buses			X						
Smoking on trains	N/A								
Smoking in taxis			X						
Smoking on ferries			X						
Smoking on domestic air flights			X						
Smoking on international air flights			X						
Smoking in restaurants			X						
Smoking in nightclubs and bars			X						
Smoking in other public places				X					

Other Provisions	Yes	No	Unknown
National tobacco control committee		X	
Tobacco control education/promotion	X		
Anti-smuggling provisions			X
Litigation enabling provisions		X	

Refer to Appendix B for more information about national tobacco control provisions.

**Population (millions)**

	1995	2000	2025	2050
All adults, ages 15+	0.479	0.540	0.725	1.032
Female adults	0.246	0.277	0.359	0.507
All youth, ages 0-14	0.356	0.385	0.413	0.359
Female youth	0.178	0.192	0.205	0.178

Source: United Nations Population Division, World Population Prospects 1950-2050 (2000 revision)

**Real GDP per capita (PPP), US Dollars**

1975	3156
1980	3102
1985	3109
1990	4254
1995	4460
2000	4642

Source: World Health Report 2002

**SMOKING PREVALENCE**

Adult, 1994		Youth, 1998		Health Professionals	
Males	24.7	Females	0.7	Males	-
Females	2.1	All youth	3.6	Females	-
				Overall	-

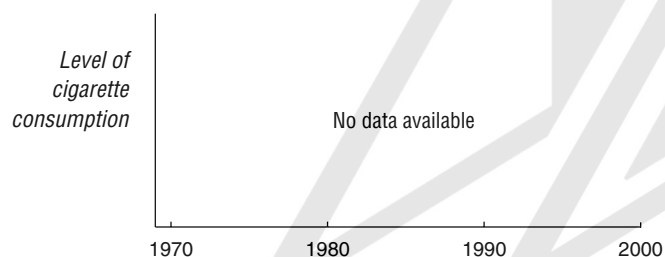
Adult: Current smoking among parents of Form 1-5 students in four rural and urban regions; Pritchard, D. (1999). Tobacco consumption among Swaziland high-school students and their parents and teachers. *South African Medical Journal* 89(5): 558-559.

Youth: Smoking; Guthrie, T., ShungKing, M., Steyn, K. and Mathambo, V. (2001). Children and tobacco in Southern Africa. *Medical Research Council of South Africa Policy Briefs*, 2. Available at URL: <http://www.mrc.ac.za/policybriefs/polbrief2.htm>.

Health professional: No data available

**TOBACCO ECONOMY**

**Annual per capita Consumption, Three Year Moving Average**



**Annual Cigarette Consumption**

Year	Per capita Consumption (cigarette sticks)	Total Consumption (millions of cigarette sticks)
1970	-	-
1980	-	-
1990	-	-
1995	-	-
2000	-	-

**Annual Tobacco Trade and Agriculture Statistics**


	Unit of Measurement	1970	1980	1990	1995	2000
Cigarette imports	sticks in millions	-	-	-	-	348
Cigarette exports	sticks in millions	-	-	-	-	257
Tobacco leaf imports	metric tons	400	500	17	100	10
Tobacco leaf exports (% of total exports)	metric tons (%)	139 (-)	210 (-)	30 (-)	50 (-)	7 (0.00%)
Cigarette production	sticks in millions	-	-	-	-	-
Tobacco leaf production	metric tons	276	310	23	33	71
Land devoted to tobacco growing (% of agricultural land)	hectares (%)	431 (0.03%)	271 (0.02%)	76 (0.01%)	65 (0.00%)	194 (0.01%)
Employment in tobacco manufacturing	people	-	-	-	-	-

**Retail Price of 20 Cigarettes with Tax**

Type	US \$	Local
MPPC	\$1.02	8.80

Source: TJI, 2001

**Market Share by Cigarette Manufacturer**



**Cigarette Taxes and Duties**

Excise tax	-
Sales tax	-
Import duty	-

Source: No data available

## SMOKING-RELATED DISEASE IMPACT

**Mortality from Cancer, Respiratory and Circulatory Disease, 2000**  
Numbers of deaths/World age-standardized mortality rate per 100,000 population

Disease	Male		Female		Ages	Disease	Male		Female		Ages
	Number	Rate	Number	Rate			Number	Rate	Number	Rate	
Trachea, lung, and bronchus cancer	17	33.7	7	10.6	45+	Ischemic heart disease	-	-	-	-	
Lip, oral cavity, and pharynx cancer	29	50.7	8	12.0	45+	Stroke	-	-	-	-	
Respiratory disease	-	-	-	-		Other diseases of the circulatory system	-	-	-	-	
						All causes	-	-	-	-	

Source: Ferlay, J., Bray, F., Pisani, P. and Parkin, D.M. (2001). *GLOBOCAN 2000: Cancer Incidence, Mortality and Prevalence Worldwide, Version 1.0*. [CD-ROM]. IARC CancerBase No. 5. Lyon: IARC Press. Available at URL: <http://www-dep.iarc.fr/globocan/globocan.html>

## INFRASTRUCTURE FOR TOBACCO CONTROL

### National Tobacco Control Provisions

Tobacco Bans and Restrictions	Not				Tobacco Requirements and Regulations	Not			
	Banned	Restricted	Regulated	Unknown		Required	Regulated	Regulated	Unknown
Advertising in certain media			X		Advertising health warnings/messages			X	
Advertising to certain audiences			X		Age verification for sales			X	
Advertising in certain locations			X		Manufacturing licensure			X	
Advertisement content or design			X		Package health warning/message			X	
Sponsorship or promotion for certain audiences			X		Label design on packaging			X	
Sponsorship advertising of events			X		Ingredient/constituent information on package label			X	
Brand stretching			X		Amount of tar			X	
Sales to minors			X		Amount of nicotine			X	
Sales by minors			X		Amount of other ingredients/constituents			X	
Place of sales			X		Product constituents as confidential information			X	
Vending machines			X		Product constituents as public information			X	
Free products			X		Constituent disclosure by brand			X	
Single cigarette sales			X		Constituent disclosure in the aggregate			X	
Misleading information on packaging			X						
Smoking in government buildings (incl. worksites)			X		<b>Other Provisions</b>	<b>Yes</b>	<b>No</b>	<b>Unknown</b>	
Smoking in private worksites			X		National tobacco control committee			X	
Smoking in educational facilities		X			Tobacco control education/promotion			X	
Smoking in health care facilities		X			Anti-smuggling provisions			X	
Smoking on buses			X		Litigation enabling provisions			X	
Smoking on trains			X						
Smoking in taxis			X						
Smoking on ferries			X						
Smoking on domestic air flights			X						
Smoking on international air flights			X						
Smoking in restaurants			X						
Smoking in nightclubs and bars			X						
Smoking in other public places			X						

Refer to Appendix B for more information about national tobacco control provisions.

Population (millions)

	1995	2000	2025	2050
All adults, ages 15+	7.163	7.234	7.360	6.691
Female adults	3.656	3.685	3.737	3.420
All youth, ages 0-14	1.664	1.609	1.158	1.086
Female youth	0.810	0.783	0.562	0.527

Source: United Nations Population Division, World Population Prospects 1950-2050 (2000 revision)

Real GDP per capita (PPP), US Dollars

1975	16397
1980	17360
1985	18828
1990	20566
1995	20520
2000	23306

Source: World Health Report 2002

SMOKING PREVALENCE

Adult (16-84 Year Olds), 2000-2001

Males	17.4
Females	20.4

Youth (15-16 Year Olds), 1999

Males	26
Females	25
Overall	25

Doctors, 2001

Daily smokers	6
Never smokers	44

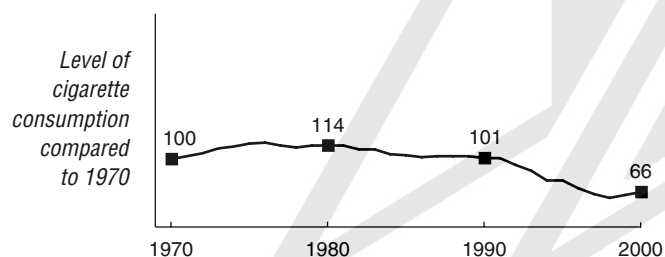
Adult: Current daily smokers; Statistics Sweden. *The Swedish survey of living conditions, 2003*. Available at URL: [www.scb.se/statistik/le0101/le0101.asp](http://www.scb.se/statistik/le0101/le0101.asp). Reported in Strong, K. and Bonita, R. (2003). *The SuRF Report 1. Surveillance of Risk Factors related to Noncommunicable Diseases: Current status of global data*. Geneva: WHO.

Youth: Lifetime use of cigarettes, 40 times or more; Hibbell, B., Andersson, B., Ahlström, S., Balakireva, O., Bjarnson, T., Kokkevi, A. and Morgan, M. (2000). *The 1999 ESPAD (European School Survey Project on Alcohol and Drugs) Report*. Stockholm: The Swedish Council for Information on Alcohol and Other Drugs. Available at URL: [http://www.can.se/in\\_english/pdf/espadsurvey.pdf](http://www.can.se/in_english/pdf/espadsurvey.pdf).

Health professional: Bolinder, G., Himmelmalm, L. and Johansson, K. (2002). Smoking doctors – a rarity in Sweden. *Läkartidningen* 99: 3111-3117. Note: The prevalence of smoking among psychiatrists and surgeons was 10%, the highest for any speciality.

TOBACCO ECONOMY

Annual per capita Consumption, Three Year Moving Average, 1970 = 100



Annual Cigarette Consumption

Year	Per capita Consumption (cigarette sticks)	Total Consumption (millions of cigarette sticks)
1970	1723	10971
1980	1946	13006
1990	1650	11587
1995	1201	8601
2000	1107	8006

Annual Tobacco Trade and Agriculture Statistics

	Unit of Measurement	1970	1980	1990	1995	2000
Cigarette imports	sticks in millions	2122	2247	2030	1684	2844
Cigarette exports	sticks in millions	126	174	91	276	796
Tobacco leaf imports	metric tons	13770	12008	10849	6819	8492
Tobacco leaf exports (% of total exports)	metric tons (%)	279 (0.00%)	129 (0.00%)	444 (0.01%)	1040 (0.00%)	540 (0.00%)
Cigarette production	sticks in millions	8975	10933	9648	7193	5958
Tobacco leaf production	metric tons	-	-	-	-	-
Land devoted to tobacco growing (% of agricultural land)	hectares (%)	- (-)	- (-)	- (-)	- (-)	- (-)
Employment in tobacco manufacturing	people	1300	1600	1100	686	-

Retail Price of 20 Cigarettes with Tax

Type	US \$	Local
Domestic brand	\$4.02	37.50
Foreign brand	\$4.13	38.50

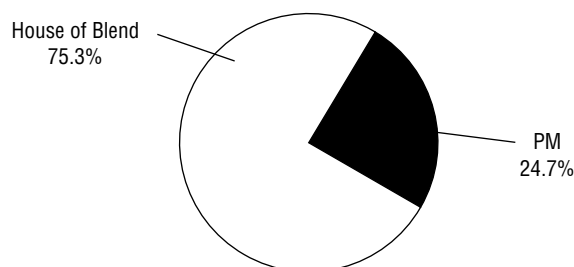
Source: EIU, September 2002

Cigarette Taxes and Duties

Excise tax	39.2% of retail price
Excise tax	200 LCU/1000 cigs
Sales tax	25%

Source: ERC

Market Share by Cigarette Manufacturer, 2001



Source: TMA

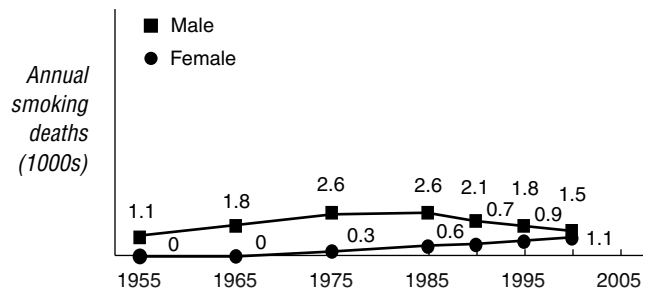
## SMOKING-ATTRIBUTED DISEASE IMPACT

Numbers of Deaths Attributed to Smoking/Total Deaths (thousands), 2000

Cause	Males (by age)			Females (by age)		
	0-34	35-69	70+	0-34	35-69	70+
Lung cancer	-/0.0	0.6/0.7	0.8/1.0	-/0.0	0.4/0.6	0.4/0.6
All cancer	-/0.1	0.8/3.3	1.3/7.6	-/0.1	0.5/3.4	0.6/6.6
Vascular	-/0.1	0.4/3.8	0.9/17	-/0.0	0.2/1.4	0.9/21
Respiratory	-/0.0	0.1/0.4	0.7/2.9	-/0.0	0.2/0.4	0.6/3.0
All other	-/0.9	0.2/2.9	0.3/6.7	-/0.4	0.2/1.5	0.4/10
All causes	-/1.1	1.5/10	3.2/34	-/0.5	1.1/6.7	2.4/41

Source: Peto, Lopez, et al., 1992, 1994 (update 2003)

Smoking-Attributed Numbers of Deaths per Year, Ages 35-69 Only



## INFRASTRUCTURE FOR TOBACCO CONTROL

### National Tobacco Control Provisions

Tobacco Bans and Restrictions	Not				Tobacco Requirements and Regulations	Not			
	Banned	Restricted	Regulated	Unknown		Required	Regulated	Regulated	Unknown
Advertising in certain media	X				Advertising health warnings/messages	X			
Advertising to certain audiences		X			Age verification for sales	X			
Advertising in certain locations		X			Manufacturing licensure			X	
Advertisement content or design		X			Package health warning/message	X			
Sponsorship or promotion for certain audiences	X				Label design on packaging		X		
Sponsorship advertising of events	X				Ingredient/constituent information on package label	X			
Brand stretching			X		Amount of tar		X		
Sales to minors			X		Amount of nicotine		X		
Sales by minors			X		Amount of other ingredients/constituents		X		
Place of sales			X		Product constituents as confidential information		X		
Vending machines		X			Product constituents as public information			X	
Free products		X			Constituent disclosure by brand			X	
Single cigarette sales	X				Constituent disclosure in the aggregate			X	
Misleading information on packaging			X						
Smoking in government buildings (incl. worksites)	X								
Smoking in private worksites	X								
Smoking in educational facilities	X								
Smoking in health care facilities	X								
Smoking on buses	X								
Smoking on trains	X								
Smoking in taxis	X								
Smoking on ferries	X								
Smoking on domestic air flights	X								
Smoking on international air flights	X								
Smoking in restaurants		X							
Smoking in nightclubs and bars		X							
Smoking in other public places	X								

Other Provisions	Yes	No	Unknown
National tobacco control committee	X		
Tobacco control education/promotion		X	
Anti-smuggling provisions			X
Litigation enabling provisions		X	

Refer to Appendix B for more information about national tobacco control provisions.

Population (millions)

	1995	2000	2025	2050
All adults, ages 15+	5.899	5.976	5.895	4.905
Female adults	3.006	3.041	3.012	2.545
All youth, ages 0-14	1.219	1.194	0.834	0.702
Female youth	0.595	0.583	0.407	0.343

Source: United Nations Population Division, World Population Prospects 1950-2050 (2000 revision)

Real GDP per capita (PPP), US Dollars

1975	21713
1980	23678
1985	24546
1990	26823
1995	25654
2000	27825

Source: World Health Report 2002

SMOKING PREVALENCE

Adult (35-74 Year Olds), 2000-2001

Males	26.9
Females	24.0

Youth (15 Year Olds), 1997-1998

Males	25
Females	25

Physicians, 1989

Males	20.1
Females	16.2

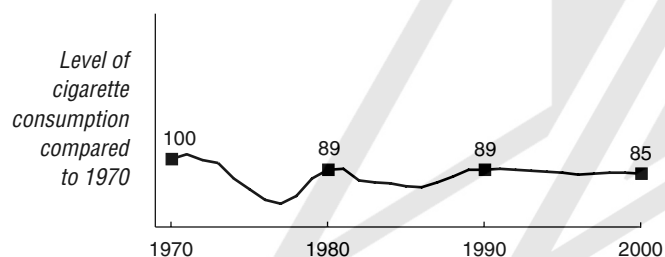
Adult: Current daily smokers in Geneva; Hôpitaux Universitaires de Genève, Division of Clinical Epidemiology. *Bus Santé Survey- Geneva*. Unpublished data from personal communication: Alfredo Morabia. Reported in Strong, K. and Bonita, R. (2003). *The SuRF Report 1. Surveillance of Risk Factors related to Noncommunicable Diseases: Current status of global data*. Geneva: WHO.

Youth: At least one cigarette smoked per week; Currie, C., Hurrelmann, K., Settertobulte, W., Smith, R. and Todd, J. (eds). (2000) *Health and Health Behaviour Among Young People* [International Report from the 1997/98 HBSC survey]. WHO Policy Series: Health policy for children and adolescents. Issue 1. Copenhagen: WHO Regional Office for Europe. Available at URL: <http://www.hbsc.org>.

Health professional: Regular daily smoking; Information provided by Brigitte Caretti in the WHO European Region's Tobacco Questionnaire 1996/1997.

TOBACCO ECONOMY

Annual per capita Consumption, Three Year Moving Average, 1970 = 100



Annual Cigarette Consumption

Year	Per capita Consumption (cigarette sticks)	Total Consumption (millions of cigarette sticks)
1970	3461	16322
1980	3696	18745
1990	3064	17406
1995	2928	17271
2000	2809	16785

Annual Tobacco Trade and Agriculture Statistics

	Unit of Measurement	1970	1980	1990	1995	2000
Cigarette imports	sticks in millions	1676	247	345	117	200
Cigarette exports	sticks in millions	14583	12766	14710	24822	17714
Tobacco leaf imports	metric tons	39297	25307	27950	37033	36889
Tobacco leaf exports (% of total exports)	metric tons (%)	3670 (0.16%)	8470 (0.09%)	7883 (0.07%)	10790 (0.07%)	6437 (0.04%)
Cigarette production	sticks in millions	29229	31264	31771	41976	34299
Tobacco leaf production	metric tons	1955	1261	1106	1594	1182
Land devoted to tobacco growing (% of agricultural land)	hectares (%)	799 (0.04%)	769 (0.04%)	670 (0.03%)	722 (0.05%)	651 (0.04%)
Employment in tobacco manufacturing	people	-	-	-	-	-

Retail Price of 20 Cigarettes with Tax

Type	US \$	Local
Domestic brand	\$3.27	4.80
Foreign brand	\$3.27	4.80

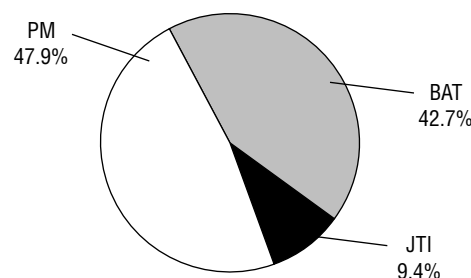
Source: EIU, September 2002

Cigarette Taxes and Duties

Excise tax	25% (min 0.1137 LCU/cig)
Excise tax	0.063165 LCU/cig
Excise tax	1.30 LCU/1000 cigs

Source: ERC

Market Share by Cigarette Manufacturer, 2000



Source: ERC



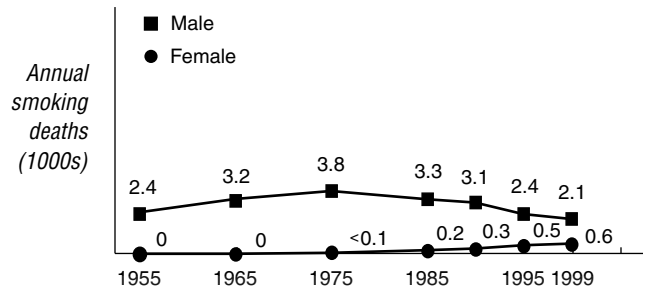
## SMOKING-ATTRIBUTED DISEASE IMPACT

Numbers of Deaths Attributed to Smoking/Total Deaths (thousands), 1999

Cause	Males (by age)			Females (by age)		
	0-34	35-69	70+	0-34	35-69	70+
Lung cancer	-/0.0	0.8/0.9	0.9/1.0	-/0.0	0.2/0.4	0.2/0.4
All cancer	-/0.1	1.2/3.2	1.4/5.1	-/0.1	0.3/2.3	0.3/4.2
Vascular	-/0.0	0.4/2.4	0.7/8.9	-/0.0	0.1/0.9	0.4/13
Respiratory	-/0.0	0.2/0.4	0.8/2.2	-/0.0	0.1/0.2	0.3/2.0
All other	-/1.1	0.3/2.7	0.3/4.4	-/0.5	0.1/1.4	0.2/7.2
All causes	-/1.2	2.1/8.6	3.3/21	-/0.6	0.6/4.8	1.2/27

Source: Peto, Lopez, et al., 1992, 1994 (update 2003)

Smoking-Attributed Numbers of Deaths per Year, Ages 35-69 Only



## INFRASTRUCTURE FOR TOBACCO CONTROL

National Tobacco Control Provisions

Tobacco Bans and Restrictions	Not				Tobacco Requirements and Regulations	Not			
	Banned	Restricted	Regulated	Unknown		Required	Regulated	Regulated	Unknown
Advertising in certain media		X			Advertising health warnings/messages			X	
Advertising to certain audiences	X				Age verification for sales				X
Advertising in certain locations		X			Manufacturing licensure	X			
Advertisement content or design		X			Package health warning/message	X			
Sponsorship or promotion for certain audiences	X				Label design on packaging		X		
Sponsorship advertising of events				X	Ingredient/constituent information on package label	X			
Brand stretching			X		Amount of tar		X		
Sales to minors			X		Amount of nicotine		X		
Sales by minors				X	Amount of other ingredients/constituents			X	
Place of sales				X	Product constituents as confidential information				X
Vending machines			X		Product constituents as public information				X
Free products		X			Constituent disclosure by brand				X
Single cigarette sales			X		Constituent disclosure in the aggregate				X
Misleading information on packaging				X					
Smoking in government buildings (incl. worksites)		X			<b>Other Provisions</b>	<b>Yes</b>	<b>No</b>	<b>Unknown</b>	
Smoking in private worksites		X			National tobacco control committee	X			
Smoking in educational facilities			X		Tobacco control education/promotion			X	
Smoking in health care facilities			X		Anti-smuggling provisions			X	
Smoking on buses			X		Litigation enabling provisions			X	
Smoking on trains			X						
Smoking in taxis			X						
Smoking on ferries				X					
Smoking on domestic air flights			X						
Smoking on international air flights			X						
Smoking in restaurants			X						
Smoking in nightclubs and bars			X						
Smoking in other public places				X					

Refer to Appendix B for more information about national tobacco control provisions.

**Population (millions)**

	1995	2000	2025	2050
All adults, ages 15+	7.842	9.577	19.581	28.426
Female adults	3.889	4.751	9.691	14.166
All youth, ages 0-14	6.380	6.612	7.830	7.920
Female youth	3.133	3.238	3.824	3.865

Source: United Nations Population Division, World Population Prospects 1950-2050 (2000 revision)

**Real GDP per capita (PPP), US Dollars**

1975	2275
1980	2687
1985	2598
1990	2076
1995	2651
2000	2834

Source: World Health Report 2002

**SMOKING PREVALENCE**

**Adult, 1999**

Males	50.6
Females	9.92

**Youth (15-19 Year Olds), 1999**

Males	16.03
Females	0.75

**Physicians, 1998**

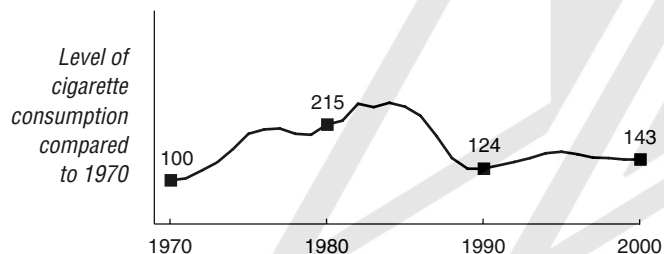
Males	40.7
Females	11.4

Adult and Youth: Smoking determined by the National Tobacco Survey; Reported in *Country Profiles on Tobacco Control in the Eastern Mediterranean Region*. Available at URL: <http://www.emro.who.int/TFI/CountryProfile.htm>.

Health professional: Maziak, W., Maziak, F., Asfar, T. and Hasig, S.E. (2001). Smoking among physicians in Syria: do as I say, not as I do. *Annals of Saudi Medicine* 19: 253-256.

**TOBACCO ECONOMY**

**Annual per capita Consumption, Three Year Moving Average, 1970 = 100**



**Annual Cigarette Consumption**

Year	Per capita Consumption (cigarette sticks)	Total Consumption (millions of cigarette sticks)
1970	833	2665
1980	1476	6615
1990	1008	6512
1995	1402	10995
2000	1205	11538

**Annual Tobacco Trade and Agriculture Statistics**

	Unit of Measurement	1970	1980	1990	1995	2000
Cigarette imports	sticks in millions	236	784	-	1296	441
Cigarette exports	sticks in millions	-	1112	343	-	-
Tobacco leaf imports	metric tons	1223	5	-	49	288
Tobacco leaf exports (% of total exports)	metric tons (%)	5487 (-)	3429 (0.65%)	5503 (0.28%)	3702 (0.20%)	959 (0.16%)
Cigarette production	sticks in millions	2429	6943	6855	9699	11097
Tobacco leaf production	metric tons	6674	13758	13100	23361	26112
Land devoted to tobacco growing (% of agricultural land)	hectares (%)	10212 (0.08%)	13467 (0.10%)	12800 (0.09%)	13842 (0.10%)	16726 (0.12%)
Employment in tobacco manufacturing	people	7400	9800	-	-	-

**Retail Price of 20 Cigarettes with Tax**

Type	US \$	Local
Domestic brand	\$0.61	30.00
Foreign brand	\$1.23	60.00

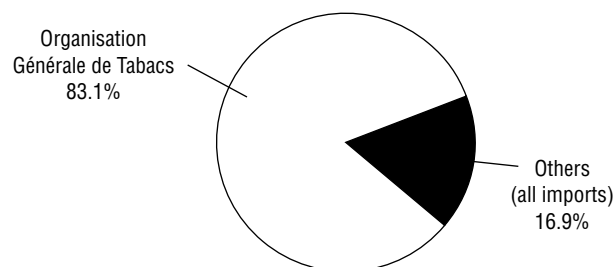
Source: EIU, September 2002

**Cigarette Taxes and Duties**

Import duty	17%
Tariff duty	30%

Source: ERC

**Market Share by Cigarette Manufacturer, 2000**



Source: ERC

## SMOKING-RELATED DISEASE IMPACT

**Mortality from Cancer, Respiratory and Circulatory Disease, 2000**  
Numbers of deaths/World age-standardized mortality rate per 100,000 population

Disease	Male		Female		Ages	Disease	Male		Female		Ages
	Number	Rate	Number	Rate			Number	Rate	Number	Rate	
Trachea, lung, and bronchus cancer	1148	130.4	141	14.5	45+	Ischemic heart disease	-	-	-	-	
Lip, oral cavity, and pharynx cancer	97	10.9	47	4.8	45+	Stroke	-	-	-	-	
Respiratory disease	-	-	-	-		Other diseases of the circulatory system	-	-	-	-	
						All causes	-	-	-	-	

Source: Ferlay, J., Bray, F., Pisani, P. and Parkin, D.M. (2001). *GLOBOCAN 2000: Cancer Incidence, Mortality and Prevalence Worldwide, Version 1.0*. [CD-ROM]. IARC CancerBase No. 5. Lyon: IARC Press. Available at URL: <http://www-dep.iarc.fr/globocan/globocan.html>

## INFRASTRUCTURE FOR TOBACCO CONTROL

### National Tobacco Control Provisions

Tobacco Bans and Restrictions	Not				Tobacco Requirements and Regulations	Not			
	Banned	Restricted	Regulated	Unknown		Required	Regulated	Regulated	Unknown
Advertising in certain media	X				Advertising health warnings/messages	N/A			
Advertising to certain audiences	X				Age verification for sales				X
Advertising in certain locations	X				Manufacturing licensure				X
Advertisement content or design	N/A				Package health warning/message	X			
Sponsorship or promotion for certain audiences	X				Label design on packaging				X
Sponsorship advertising of events				X	Ingredient/constituent information on package label				X
Brand stretching				X	Amount of tar		X		
Sales to minors	X				Amount of nicotine		X		
Sales by minors				X	Amount of other ingredients/constituents				X
Place of sales		X			Product constituents as confidential information				X
Vending machines				X	Product constituents as public information				X
Free products				X	Constituent disclosure by brand				X
Single cigarette sales				X	Constituent disclosure in the aggregate				X
Misleading information on packaging				X					
Smoking in government buildings (incl. worksites)	X								
Smoking in private worksites	X								
Smoking in educational facilities	X								
Smoking in health care facilities	X								
Smoking on buses	X								
Smoking on trains	X								
Smoking in taxis	X								
Smoking on ferries	X								
Smoking on domestic air flights	X								
Smoking on international air flights				X					
Smoking in restaurants	X								
Smoking in nightclubs and bars				X					
Smoking in other public places		X							

Other Provisions	Yes	No	Unknown
National tobacco control committee	X		
Tobacco control education/promotion			X
Anti-smuggling provisions			X
Litigation enabling provisions			X

Refer to Appendix B for more information about national tobacco control provisions.

	Population (millions)			
	1995	2000	2025	2050
All adults, ages 15+	3.314	3.690	6.005	7.808
Female adults	1.687	1.873	3.030	3.953
All youth, ages 0-14	2.427	2.397	2.061	1.955
Female youth	1.197	1.182	1.010	0.958

Source: United Nations Population Division, World Population Prospects 1950-2050 (2000 revision)

Real GDP per capita (PPP), US Dollars	
1975	1873
1980	2305
1985	2544
1990	2286
1995	1114
2000	1015

Source: World Health Report 2002

## SMOKING PREVALENCE

Adult		Youth, Early 1990s		Health Professionals	
Males	–	All youth	28.5	Males	–
Females	–			Females	–
Overall	–			Overall	–

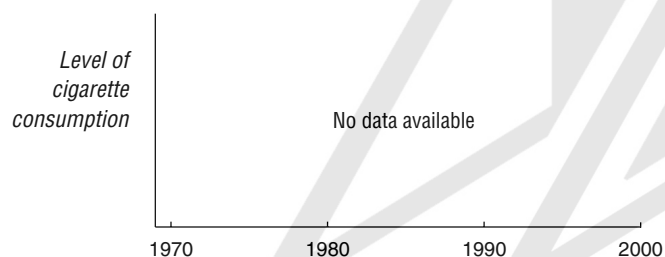
Adult: No data available

Youth: Cigarette smoking among youth who have left school in the capital city; World Health Organization. (1997). *Tobacco or health: a global status report*. Geneva: WHO.

Health professional: No data available

## TOBACCO ECONOMY

### Annual per capita Consumption, Three Year Moving Average



### Annual Cigarette Consumption

Year	Per capita Consumption (cigarette sticks)	Total Consumption (millions of cigarette sticks)
1970	–	–
1980	–	–
1990	–	–
1995	–	–
2000	–	–

### Annual Tobacco Trade and Agriculture Statistics

	Unit of Measurement	1970	1980	1990	1995	2000
Cigarette imports	sticks in millions	–	–	–	–	–
Cigarette exports	sticks in millions	–	–	–	–	–
Tobacco leaf imports	metric tons	–	–	–	–	–
Tobacco leaf exports (% of total exports)	metric tons (%)	– (-)	– (-)	– (-)	2500 (-)	2000 (0.26%)
Cigarette production	sticks in millions	–	4728	5022	964	667
Tobacco leaf production	metric tons	–	–	–	6300	7186
Land devoted to tobacco growing (% of agricultural land)	hectares (%)	– (-)	– (-)	– (-)	3377 (0.08%)	3702 (0.08%)
Employment in tobacco manufacturing	people	–	–	–	–	–

### Retail Price of 20 Cigarettes with Tax

Type	US \$	Local
Domestic brand	–	–
Foreign brand	–	–

Source: No data available

### Cigarette Taxes and Duties

Excise tax	2 US\$/1000 filter cigs; 1 US\$/1000 plain cigs
Sales tax	20%
Import duty	3 US\$/1000 cigs

Source: TMA

### Market Share by Cigarette Manufacturer



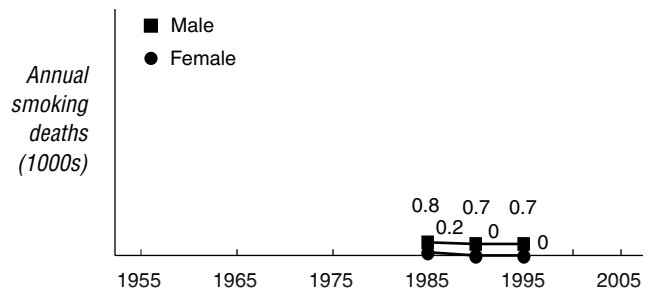
## SMOKING-ATTRIBUTED DISEASE IMPACT

Numbers of Deaths Attributed to Smoking/Total Deaths, 1999

Cause	Males (by age)			Females (by age)		
	0-34	35-69	70+	0-34	35-69	70+
Lung cancer	-/6	34/73	2/20	-/5	0/25	0/9
All cancer	-/116	48/589	3/230	-/101	0/461	0/194
Vascular	-/119	78/2667	4/2695	-/105	0/1982	0/3402
Respiratory	-/891	58/487	4/418	-/819	0/360	0/433
All other	-/2956	36/1920	1/633	-/1896	0/1157	0/737
All causes	-/4082	220/5663	12/3976	-/2921	0/3960	0/4766

Source: Peto, Lopez, et al., 1992, 1994 (update 2003)

Smoking-Attributed Numbers of Deaths per Year, Ages 35-69 Only



## INFRASTRUCTURE FOR TOBACCO CONTROL

National Tobacco Control Provisions

Tobacco Bans and Restrictions	Not				Tobacco Requirements and Regulations	Not			
	Banned	Restricted	Regulated	Unknown		Required	Regulated	Regulated	Unknown
Advertising in certain media			X		Advertising health warnings/messages			X	
Advertising to certain audiences				X	Age verification for sales				X
Advertising in certain locations			X		Manufacturing licensure			X	
Advertisement content or design				X	Package health warning/message	X			
Sponsorship or promotion for certain audiences			X		Label design on packaging		X		
Sponsorship advertising of events				X	Ingredient/constituent information on package label				X
Brand stretching			X		Amount of tar			X	
Sales to minors				X	Amount of nicotine			X	
Sales by minors				X	Amount of other ingredients/constituents			X	
Place of sales				X	Product constituents as confidential information				X
Vending machines			X		Product constituents as public information				X
Free products			X		Constituent disclosure by brand				X
Single cigarette sales			X		Constituent disclosure in the aggregate				X
Misleading information on packaging				X					
Smoking in government buildings (incl. worksites)			X						
Smoking in private worksites			X						
Smoking in educational facilities			X						
Smoking in health care facilities			X						
Smoking on buses			X						
Smoking on trains			X						
Smoking in taxis			X						
Smoking on ferries			X						
Smoking on domestic air flights			X						
Smoking on international air flights			X						
Smoking in restaurants				X					
Smoking in nightclubs and bars				X					
Smoking in other public places				X					

Other Provisions	Yes	No	Unknown
National tobacco control committee	X		
Tobacco control education/promotion			X
Anti-smuggling provisions			X
Litigation enabling provisions			X

Refer to Appendix B for more information about national tobacco control provisions.

Population (millions)

	1995	2000	2025	2050
All adults, ages 15+	41.901	46.063	62.305	68.360
Female adults	21.289	23.450	31.981	35.270
All youth, ages 0-14	16.828	16.742	15.176	14.131
Female youth	8.331	8.278	7.460	6.932

Source: United Nations Population Division, World Population Prospects 1950-2050 (2000 revision)

Real GDP per capita (PPP), US Dollars

1975	1915
1980	2509
1985	2978
1990	4491
1995	6315
2000	6131

Source: World Health Report 2002

SMOKING PREVALENCE

Adult (11 Years & Older), 2001

Males	39.3
Females	2.2
Overall	20.6

Youth (11-19 Year Olds), 1999

Youth, ages 11-14	0.2
Youth, ages 15-19	6.3

Health Professionals, 1989

Doctors & dentists	17.1
Other health workers	11.4

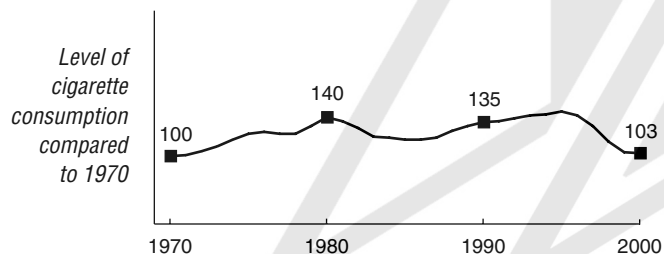
Adult: National Statistical Office. (2001). *The Survey of Cigarette Smoking*. Bangkok: Author.

Youth: National Statistical Office. (1999). *Report of the Health and Welfare Survey*. Bangkok: Author.

Health professional: Current smoking among Ministry of Public Health doctors, dentists and other health workers; World Health Organization. (1997). *Tobacco or health: a global status report*. Geneva: WHO.

TOBACCO ECONOMY

Annual per capita Consumption, Three Year Moving Average, 1970 = 100



Annual Cigarette Consumption

Year	Per capita Consumption (cigarette sticks)	Total Consumption (millions of cigarette sticks)
1970	768	15306
1980	1109	31024
1990	1036	38629
1995	1075	45040
2000	802	36964

Annual Tobacco Trade and Agriculture Statistics

	Unit of Measurement	1970	1980	1990	1995	2000
Cigarette imports	sticks in millions	15	242	449	2120	6854
Cigarette exports	sticks in millions	-	1	-	100	622
Tobacco leaf imports	metric tons	7684	10618	9180	9526	9123
Tobacco leaf exports (% of total exports)	metric tons (%)	11078 (1.42%)	39057 (1.05%)	34203 (0.31%)	21984 (0.10%)	27924 (0.09%)
Cigarette production	sticks in millions	15291	30783	38180	43020	30732
Tobacco leaf production	metric tons	93000	84272	69469	48800	74200
Land devoted to tobacco growing (% of agricultural land)	hectares (%)	85000 (0.60%)	90494 (0.48%)	63095 (0.30%)	42300 (0.20%)	43300 (0.23%)
Employment in tobacco manufacturing	people	14940	-	31708	-	-

Retail Price of 20 Cigarettes with Tax

Type	US \$	Local
Domestic brand	\$0.90	38.00
Foreign brand	\$1.30	55.00

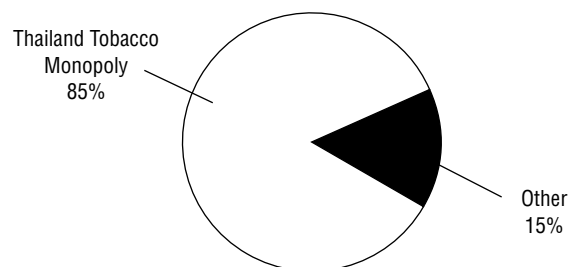
Source: EIU, September 2002

Cigarette Taxes and Duties

Excise tax	75%
Import duty	60% or 80 LCU/kg, whichever is higher (non-ASEAN countries)
Health Promotion Fund Act	1 LCU/pack

Source: ERC

Market Share by Cigarette Manufacturer, 2001



Source: ERC

## SMOKING-RELATED DISEASE IMPACT

**Mortality from Cancer, Respiratory and Circulatory Disease, 1994**  
Numbers of deaths/World age-standardized mortality rate per 100,000 population

Disease	Male		Female		Ages	Disease	Male		Female		Ages
	Number	Rate	Number	Rate			Number	Rate	Number	Rate	
Trachea, lung, and bronchus cancer	1565	21.5	635	7.4	35+	Ischemic heart disease	697	10.0	426	5.3	35+
Lip, oral cavity, and pharynx cancer	254	3.4	160	1.8	35+	Stroke	3026	41.0	2236	26.7	35+
Respiratory disease	776	12.4	217	2.8	35+	Other diseases of the circulatory system	17146	232.1	11491	136.0	35+
						All causes	264020	3891.3	203648	2500.2	35+

Source: World Health Organization. (2003). *WHO Mortality Database*. Geneva: WHO.

## INFRASTRUCTURE FOR TOBACCO CONTROL

### National Tobacco Control Provisions

Tobacco Bans and Restrictions	Not				Tobacco Requirements and Regulations	Not			
	Banned	Restricted	Regulated	Unknown		Required	Regulated	Regulated	Unknown
Advertising in certain media		X			Advertising health warnings/messages			X	
Advertising to certain audiences			X		Age verification for sales			X	
Advertising in certain locations			X		Manufacturing licensure				X
Advertisement content or design			X		Package health warning/message	X			
Sponsorship or promotion for certain audiences	X				Label design on packaging		X		
Sponsorship advertising of events	X				Ingredient/constituent information on package label			X	
Brand stretching	X				Amount of tar			X	
Sales to minors	X				Amount of nicotine			X	
Sales by minors			X		Amount of other ingredients/constituents		X		
Place of sales			X		Product constituents as confidential information			X	
Vending machines	X				Product constituents as public information		X		
Free products	X				Constituent disclosure by brand		X		
Single cigarette sales			X		Constituent disclosure in the aggregate			X	
Misleading information on packaging			X						
Smoking in government buildings (incl. worksites)		X			<b>Other Provisions</b>	<b>Yes</b>	<b>No</b>	<b>Unknown</b>	
Smoking in private worksites		X			National tobacco control committee		X		
Smoking in educational facilities		X			Tobacco control education/promotion	X			
Smoking in health care facilities		X			Anti-smuggling provisions			X	
Smoking on buses	X				Litigation enabling provisions		X		
Smoking on trains		X							
Smoking in taxis	X								
Smoking on ferries	X								
Smoking on domestic air flights	X								
Smoking on international air flights			X						
Smoking in restaurants		X							
Smoking in nightclubs and bars		X							
Smoking in other public places		X							

Refer to Appendix B for more information about national tobacco control provisions.

	Population (millions)			
	1995	2000	2025	2050
All adults, ages 15+	1.480	1.574	1.761	1.625
Female adults	0.746	0.794	0.891	0.825
All youth, ages 0-14	0.483	0.460	0.306	0.268
Female youth	0.235	0.223	0.147	0.129

Source: United Nations Population Division, World Population Prospects 1950-2050 (2000 revision)

Real GDP per capita (PPP), US Dollars	
1975	3770
1980	4293
1985	4762
1990	4375
1995	4320
2000	4701

Source: World Health Report 2002

## SMOKING PREVALENCE

Adult		Youth (15-16 Year Olds), 1999		Health Professionals	
Males	-	Males	22	Males	-
Females	-	Females	18	Females	-
Overall	-	Overall	20	Overall	-

Adult: No data available

Youth: Lifetime use of cigarettes, 40 times or more; Hibbell, B., Andersson, B., Ahlström, S., Balakireva, O., Bjarnson, T., Kokkevi, A. and Morgan, M. (2000). *The 1999 ESPAD (European School Survey Project on Alcohol and Drugs) Report*. Stockholm: The Swedish Council for Information on Alcohol and Other Drugs. Available at URL: [http://www.can.se/in\\_english/pdf/espadsurvey.pdf](http://www.can.se/in_english/pdf/espadsurvey.pdf).

Health professional: No data available

## TOBACCO ECONOMY

### Annual per capita Consumption, Three Year Moving Average, 1996 = 100



### Annual Cigarette Consumption

Year	Per capita Consumption (cigarette sticks)	Total Consumption (millions of cigarette sticks)
1970	-	-
1980	-	-
1990	-	-
1995	-	-
2000	2310	3636

### Annual Tobacco Trade and Agriculture Statistics

	Unit of Measurement	1970	1980	1990	1995	2000
Cigarette imports	sticks in millions	-	-	-	218	130
Cigarette exports	sticks in millions	-	-	-	1483	5675
Tobacco leaf imports	metric tons	-	-	-	5807	4926
Tobacco leaf exports (% of total exports)	metric tons (%)	- (-)	- (-)	- (-)	12185 (3.47%)	15678 (3.61%)
Cigarette production	sticks in millions	-	-	16328	9664	9181
Tobacco leaf production	metric tons	-	-	-	15683	28000
Land devoted to tobacco growing (% of agricultural land)	hectares (%)	- (-)	- (-)	- (-)	10894 (0.85%)	22000 (1.78%)
Employment in tobacco manufacturing	people	-	-	8131	6200	-

### Retail Price of 20 Cigarettes with Tax

Type	US \$	Local
MPPC	\$0.61	41.75

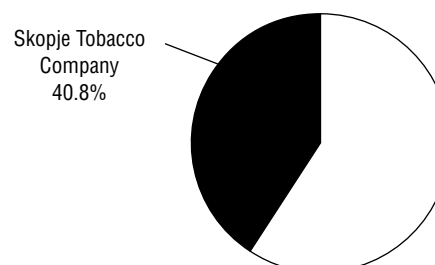
Source: TJI, 2001

### Cigarette Taxes and Duties

Excise duty	70%
Sales tax	19%
Import duty	60%

Source: ERC

### Market Share by Cigarette Manufacturer, 2000



Source: TMA



## SMOKING-RELATED DISEASE IMPACT

**Mortality from Cancer, Respiratory and Circulatory Disease, 2000**  
Numbers of deaths/World age-standardized mortality rate per 100,000 population

Disease	Male		Female		Ages	Disease	Male		Female		Ages
	Number	Rate	Number	Rate			Number	Rate	Number	Rate	
Trachea, lung, and bronchus cancer	493	106.9	102	20.3	35+	Ischemic heart disease	1220	277.0	713	136.8	35+
Lip, oral cavity, and pharynx cancer	39	9.0	16	3.0	35+	Stroke	1739	441.9	1912	389.2	35+
Respiratory disease	216	54.0	153	32.5	35+	Other diseases of the circulatory system	1686	458.2	1884	403.8	35+
						All causes	8787	2150.5	7596	1559.5	35+

Source: World Health Organization. (2003). *WHO Mortality Database*. Geneva: WHO.

## INFRASTRUCTURE FOR TOBACCO CONTROL

### National Tobacco Control Provisions

Tobacco Bans and Restrictions	Not				Tobacco Requirements and Regulations	Not			
	Banned	Restricted	Regulated	Unknown		Required	Regulated	Regulated	Unknown
Advertising in certain media		X			Advertising health warnings/messages				X
Advertising to certain audiences			X		Age verification for sales			X	
Advertising in certain locations		X			Manufacturing licensure	X			
Advertisement content or design			X		Package health warning/message	X			
Sponsorship or promotion for certain audiences			X		Label design on packaging			X	
Sponsorship advertising of events			X		Ingredient/constituent information on package label	X			
Brand stretching			X		Amount of tar		X		
Sales to minors	X				Amount of nicotine		X		
Sales by minors			X		Amount of other ingredients/constituents		X		
Place of sales			X		Product constituents as confidential information			X	
Vending machines			X		Product constituents as public information			X	
Free products			X		Constituent disclosure by brand			X	
Single cigarette sales			X		Constituent disclosure in the aggregate			X	
Misleading information on packaging			X						
Smoking in government buildings (incl. worksites)	X				<b>Other Provisions</b>	<b>Yes</b>	<b>No</b>	<b>Unknown</b>	
Smoking in private worksites	X				National tobacco control committee	X			
Smoking in educational facilities	X				Tobacco control education/promotion		X		
Smoking in health care facilities	X				Anti-smuggling provisions			X	
Smoking on buses	X				Litigation enabling provisions		X		
Smoking on trains		X							
Smoking in taxis		X							
Smoking on ferries	N/A								
Smoking on domestic air flights	X								
Smoking on international air flights	X								
Smoking in restaurants			X						
Smoking in nightclubs and bars			X						
Smoking in other public places				X					

Refer to Appendix B for more information about national tobacco control provisions.

	Population (millions)			
	1995	2000	2025	2050
All adults, ages 15+	0.490	0.420	0.881	1.103
Female adults	0.238	0.201	0.432	0.546
All youth, ages 0-14	0.349	0.317	0.323	0.307
Female youth	0.170	0.155	0.158	0.150

Source: United Nations Population Division, World Population Prospects 1950-2050 (2000 revision)

Real GDP per capita (PPP), US Dollars	
1975	-
1980	-
1985	-
1990	-
1995	-
2000	-

Source: No data available

## SMOKING PREVALENCE

Adult (20 Years & Older), 1995		Youth		Health Professionals	
Females	1.1	Males	-	Males	-
		Females	-	Females	-
		Overall	-	Overall	-

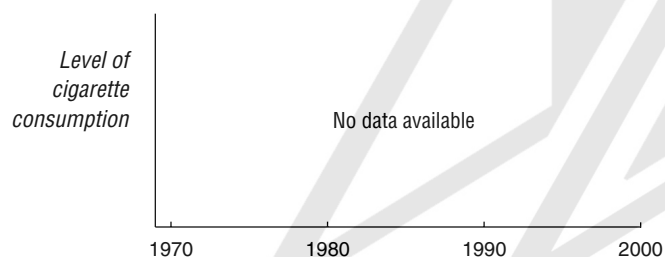
Adult: Estimated daily smoking; Barraclough, S. (1999). Women and tobacco in Indonesia. *Tobacco Control* 8: 327-332.

Youth: No data available

Health professional: No data available

## TOBACCO ECONOMY

### Annual per capita Consumption, Three Year Moving Average



### Annual Cigarette Consumption

Year	Per capita Consumption (cigarette sticks)	Total Consumption (millions of cigarette sticks)
1970	-	-
1980	-	-
1990	-	-
1995	-	-
2000	-	-

### Annual Tobacco Trade and Agriculture Statistics

	Unit of Measurement	1970	1980	1990	1995	2000
Cigarette imports	sticks in millions	-	-	-	-	-
Cigarette exports	sticks in millions	-	-	-	-	-
Tobacco leaf imports	metric tons	-	-	-	-	-
Tobacco leaf exports (% of total exports)	metric tons (%)	- (-)	- (-)	- (-)	- (-)	- (-)
Cigarette production	sticks in millions	-	-	-	-	-
Tobacco leaf production	metric tons	-	-	-	-	-
Land devoted to tobacco growing (% of agricultural land)	hectares (%)	- (-)	- (-)	- (-)	- (-)	- (-)
Employment in tobacco manufacturing	people	-	-	-	-	-

### Retail Price of 20 Cigarettes with Tax

Type	US \$	Local
Domestic brand	-	-
Foreign brand	-	-

Source: No data available

### Cigarette Taxes and Duties

Excise tax	-
Sales tax	-
Import duty	-

Source: No data available

### Market Share by Cigarette Manufacturer



## SMOKING-RELATED DISEASE IMPACT

### Mortality from Cancer, Respiratory and Circulatory Disease

Numbers of deaths/World age-standardized mortality rate per 100,000 population

Disease	Male		Female		Ages	Disease	Male		Female		Ages
	Number	Rate	Number	Rate			Number	Rate	Number	Rate	
Trachea, lung, and bronchus cancer	-	-	-	-		Ischemic heart disease	-	-	-	-	
Lip, oral cavity, and pharynx cancer	-	-	-	-		Stroke	-	-	-	-	
Respiratory disease	-	-	-	-		Other diseases of the circulatory system	-	-	-	-	
						All causes	-	-	-	-	

Source: No data available

## INFRASTRUCTURE FOR TOBACCO CONTROL

### National Tobacco Control Provisions

Tobacco Bans and Restrictions	Not				Tobacco Requirements and Regulations	Not			
	Banned	Restricted	Regulated	Unknown		Required	Regulated	Regulated	Unknown
Advertising in certain media				X	Advertising health warnings/messages				X
Advertising to certain audiences				X	Age verification for sales				X
Advertising in certain locations				X	Manufacturing licensure				X
Advertisement content or design				X	Package health warning/message				X
Sponsorship or promotion for certain audiences				X	Label design on packaging				X
Sponsorship advertising of events				X	Ingredient/constituent information on package label				X
Brand stretching				X	Amount of tar				X
Sales to minors				X	Amount of nicotine				X
Sales by minors				X	Amount of other ingredients/constituents				X
Place of sales				X	Product constituents as confidential information				X
Vending machines				X	Product constituents as public information				X
Free products				X	Constituent disclosure by brand				X
Single cigarette sales				X	Constituent disclosure in the aggregate				X
Misleading information on packaging				X					
Smoking in government buildings (incl. worksites)				X	<b>Other Provisions</b>	<b>Yes</b>	<b>No</b>	<b>Unknown</b>	
Smoking in private worksites				X	National tobacco control committee			X	
Smoking in educational facilities				X	Tobacco control education/promotion			X	
Smoking in health care facilities				X	Anti-smuggling provisions			X	
Smoking on buses				X	Litigation enabling provisions			X	
Smoking on trains				X					
Smoking in taxis				X					
Smoking on ferries				X					
Smoking on domestic air flights				X					
Smoking on international air flights				X					
Smoking in restaurants				X					
Smoking in nightclubs and bars				X					
Smoking in other public places				X					

Refer to Appendix B for more information about national tobacco control provisions.

## Population (millions)

	1995	2000	2025	2050
All adults, ages 15+	2.117	2.523	5.108	8.832
Female adults	1.078	1.282	2.568	4.427
All youth, ages 0-14	1.728	2.004	3.111	3.001
Female youth	0.861	0.998	1.542	1.484

Source: United Nations Population Division, World Population Prospects 1950-2050 (2000 revision)

## Real GDP per capita (PPP), US Dollars

Year	Real GDP per capita (PPP), US Dollars
1975	1469
1980	1545
1985	1223
1990	1270
1995	1210
2000	1263

Source: World Health Report 2002

## SMOKING PREVALENCE

Adult		Youth		Health Professionals	
Males	-	Males	-	Males	-
Females	-	Females	-	Females	-
Overall	-	Overall	-	Overall	-

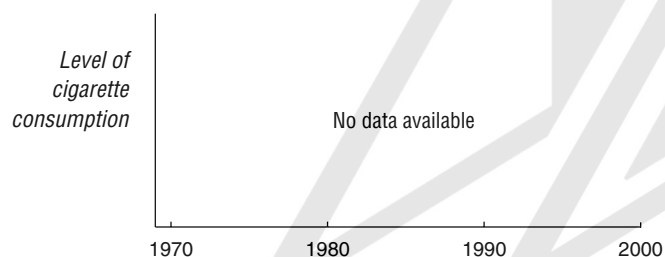
Adult: No data available

Youth: No data available

Health professional: No data available

## TOBACCO ECONOMY

## Annual per capita Consumption, Three Year Moving Average



## Annual Cigarette Consumption

Year	Per capita Consumption (cigarette sticks)	Total Consumption (millions of cigarette sticks)
1970	-	-
1980	-	-
1990	-	-
1995	-	-
2000	-	-

## Annual Tobacco Trade and Agriculture Statistics

	Unit of Measurement	1970	1980	1990	1995	2000
Cigarette imports	sticks in millions	946	779	1327	794	892
Cigarette exports	sticks in millions	9	10	1	-	119
Tobacco leaf imports	metric tons	150	15	30	26	-
Tobacco leaf exports (% of total exports)	metric tons (%)	- (-)	- (-)	- (-)	- (-)	- (-)
Cigarette production	sticks in millions	-	-	-	-	-
Tobacco leaf production	metric tons	2000	2000	2000	2000	2000
Land devoted to tobacco growing (% of agricultural land)	hectares (%)	4000 (0.13%)	4000 (0.13%)	4000 (0.13%)	4000 (0.12%)	4000 (0.11%)
Employment in tobacco manufacturing	people	-	-	-	-	-

## Retail Price of 20 Cigarettes with Tax

Type	US \$	Local
Domestic brand	-	315.00
Foreign brand	-	500.00

Source: EIU, March 1999

## Cigarette Taxes and Duties

Import duty	400 LCU/kg filter cigs; 300 LCU/kg plain cigs
-------------	---

Source: TMA

## Market Share by Cigarette Manufacturer



## SMOKING-RELATED DISEASE IMPACT

**Mortality from Cancer, Respiratory and Circulatory Disease, 2000**  
Numbers of deaths/World age-standardized mortality rate per 100,000 population

Disease	Male		Female		Ages	Disease	Male		Female		Ages
	Number	Rate	Number	Rate			Number	Rate	Number	Rate	
Trachea, lung, and bronchus cancer	19	7.2	3	1.1	45+	Ischemic heart disease	-	-	-	-	
Lip, oral cavity, and pharynx cancer	19	7.1	10	3.3	45+	Stroke	-	-	-	-	
Respiratory disease	-	-	-	-		Other diseases of the circulatory system	-	-	-	-	
						All causes	-	-	-	-	

Source: Ferlay, J., Bray, F., Pisani, P. and Parkin, D.M. (2001). *GLOBOCAN 2000: Cancer Incidence, Mortality and Prevalence Worldwide, Version 1.0*. [CD-ROM]. IARC CancerBase No. 5. Lyon: IARC Press. Available at URL: <http://www-dep.iarc.fr/globocan/globocan.html>

## INFRASTRUCTURE FOR TOBACCO CONTROL

### National Tobacco Control Provisions

Tobacco Bans and Restrictions	Not				Tobacco Requirements and Regulations	Not			
	Banned	Restricted	Regulated	Unknown		Required	Regulated	Regulated	Unknown
Advertising in certain media		X			Advertising health warnings/messages			X	
Advertising to certain audiences			X		Age verification for sales			X	
Advertising in certain locations			X		Manufacturing licensure			X	
Advertisement content or design			X		Package health warning/message			X	
Sponsorship or promotion for certain audiences			X		Label design on packaging			X	
Sponsorship advertising of events			X		Ingredient/constituent information on package label			X	
Brand stretching			X		Amount of tar			X	
Sales to minors			X		Amount of nicotine			X	
Sales by minors			X		Amount of other ingredients/constituents			X	
Place of sales			X		Product constituents as confidential information			X	
Vending machines			X		Product constituents as public information			X	
Free products			X		Constituent disclosure by brand			X	
Single cigarette sales			X		Constituent disclosure in the aggregate			X	
Misleading information on packaging			X						
Smoking in government buildings (incl. worksites)			X		<b>Other Provisions</b>	<b>Yes</b>	<b>No</b>	<b>Unknown</b>	
Smoking in private worksites			X		National tobacco control committee			X	
Smoking in educational facilities			X		Tobacco control education/promotion	X			
Smoking in health care facilities			X		Anti-smuggling provisions			X	
Smoking on buses			X		Litigation enabling provisions			X	
Smoking on trains			X						
Smoking in taxis			X						
Smoking on ferries			X						
Smoking on domestic air flights			X						
Smoking on international air flights			X						
Smoking in restaurants			X						
Smoking in nightclubs and bars			X						
Smoking in other public places			X						

Refer to Appendix B for more information about national tobacco control provisions.

	Population (millions)			
	1995	2000	2025	2050
Total	0.002	0.001	0.001	0.001
Females	0.001	0.001	0.001	0.001
Males	0.001	0.001	0.001	0.001

Source: Food and Agriculture Organization of the United Nations (FAO 2001)

Real GDP per capita (PPP), US Dollars	
1975	-
1980	-
1985	-
1990	-
1995	-
2000	-

Source: No data available

## SMOKING PREVALENCE

Adult (15 Years & Older), 1991		Young Adult (15-29 Year Olds), 1994		Health Professionals	
Males	67.6	Males	50.5	Males	-
Females	42	Females	47.4	Females	-
Overall	53			Overall	-

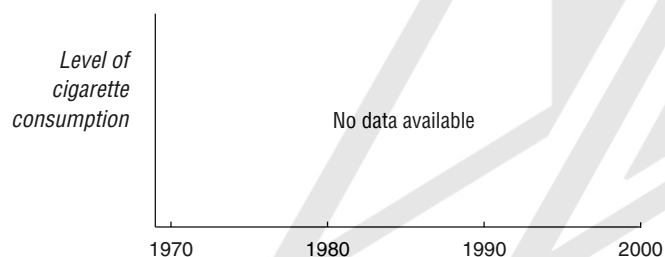
Adult: Reported in *WHO WPRO Country Profiles, Tobacco or Health 2000*. Available at URL: <http://www.wpro.who.int>.

Youth: Ministry of Health Survey on Tokelau Islanders. Reported in *WHO WPRO Country Profiles, Tobacco or Health 2000*. Available at URL: <http://www.wpro.who.int>.

Health professional: No data available

## TOBACCO ECONOMY

### Annual per capita Consumption, Three Year Moving Average



### Annual Cigarette Consumption

Year	Per capita Consumption (cigarette sticks)	Total Consumption (millions of cigarette sticks)
1970	-	-
1980	-	-
1990	-	-
1995	-	-
2000	-	-

### Annual Tobacco Trade and Agriculture Statistics

	Unit of Measurement	1970	1980	1990	1995	2000
Cigarette imports	sticks in millions	-	-	-	-	-
Cigarette exports	sticks in millions	-	-	-	-	-
Tobacco leaf imports	metric tons	-	-	-	-	-
Tobacco leaf exports (% of total exports)	metric tons (%)	- (-)	- (-)	- (-)	- (-)	- (-)
Cigarette production	sticks in millions	-	-	-	-	-
Tobacco leaf production	metric tons	-	-	-	-	-
Land devoted to tobacco growing (% of agricultural land)	hectares (%)	- (-)	- (-)	- (-)	- (-)	- (-)
Employment in tobacco manufacturing	people	-	-	-	-	-

### Retail Price of 20 Cigarettes with Tax

Type	US \$	Local
Domestic brand	-	-
Foreign brand	-	-

Source: No data available

### Cigarette Taxes and Duties

Excise tax	-
Sales tax	-
Import duty	-

Source: No data available

### Market Share by Cigarette Manufacturer



## SMOKING-RELATED DISEASE IMPACT

### Mortality from Cancer, Respiratory and Circulatory Disease

Numbers of deaths/World age-standardized mortality rate per 100,000 population

Disease	Male		Female		Ages	Disease	Male		Female		Ages
	Number	Rate	Number	Rate			Number	Rate	Number	Rate	
Trachea, lung, and bronchus cancer	-	-	-	-		Ischemic heart disease	-	-	-	-	
Lip, oral cavity, and pharynx cancer	-	-	-	-		Stroke	-	-	-	-	
Respiratory disease	-	-	-	-		Other diseases of the circulatory system	-	-	-	-	
						All causes	-	-	-	-	

Source: No data available

## INFRASTRUCTURE FOR TOBACCO CONTROL

### National Tobacco Control Provisions

Tobacco Bans and Restrictions	Not				Tobacco Requirements and Regulations	Not			
	Banned	Restricted	Regulated	Unknown		Required	Regulated	Regulated	Unknown
Advertising in certain media		X			Advertising health warnings/messages				X
Advertising to certain audiences				X	Age verification for sales				X
Advertising in certain locations				X	Manufacturing licensure				X
Advertisement content or design				X	Package health warning/message			X	
Sponsorship or promotion for certain audiences				X	Label design on packaging				X
Sponsorship advertising of events				X	Ingredient/constituent information on package label				X
Brand stretching				X	Amount of tar				X
Sales to minors	X				Amount of nicotine				X
Sales by minors				X	Amount of other ingredients/constituents				X
Place of sales				X	Product constituents as confidential information				X
Vending machines				X	Product constituents as public information				X
Free products				X	Constituent disclosure by brand				X
Single cigarette sales				X	Constituent disclosure in the aggregate				X
Misleading information on packaging				X					
Smoking in government buildings (incl. worksites)		X			<b>Other Provisions</b>	<b>Yes</b>	<b>No</b>	<b>Unknown</b>	
Smoking in private worksites		X			National tobacco control committee		X		
Smoking in educational facilities				X	Tobacco control education/promotion			X	
Smoking in health care facilities		X			Anti-smuggling provisions			X	
Smoking on buses			X		Litigation enabling provisions			X	
Smoking on trains			X						
Smoking in taxis			X						
Smoking on ferries			X						
Smoking on domestic air flights	X								
Smoking on international air flights				X					
Smoking in restaurants				X					
Smoking in nightclubs and bars				X					
Smoking in other public places				X					

Refer to Appendix B for more information about national tobacco control provisions.

## Population (millions)

	1995	2000	2025	2050
Total	0.097	0.099	0.110	0.125
Females	0.047	0.047	0.053	0.062
Males	0.051	0.052	0.057	0.064

Source: Food and Agriculture Organization of the United Nations (FAO 2001)

## Real GDP per capita (PPP), US Dollars

	1975	1839
1980	2246	
1985	3236	
1990	3211	
1995	3866	
2000	3810	

Source: World Health Report 2002

## SMOKING PREVALENCE

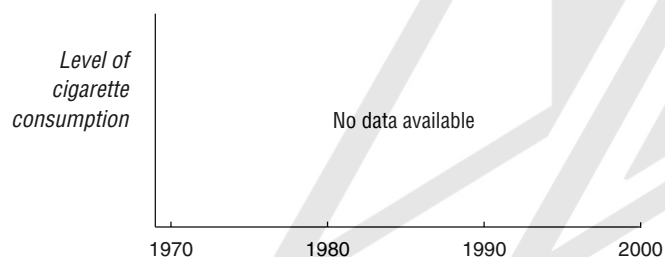
Adult (20 Years & Older), 1991		Young Adults (20-24 Year Olds), 1991		Physicians	
Males	62.4	Males	60.4	Males	14.3
Females	14.2	Females	9.8	Females	0

Adult and Youth: Current smoking or smoking in the three months prior to the survey, administered throughout Tonga; Woodward, A., Newland, H. and Kinahoi, M. (1994). Smoking in the Kingdom of Tonga: report from a national survey. *Tobacco Control* 3: 41-45.

Health professional: Current smoking; Information provided by Dr. Maika Kinahoi, Chief Medical Officer, Public Health Division on 26 October 1994 in *Questionnaire on Tobacco or Health* administered by Dr. Judith Mackay.

## TOBACCO ECONOMY

## Annual per capita Consumption, Three Year Moving Average



## Annual Cigarette Consumption

Year	Per capita Consumption (cigarette sticks)	Total Consumption (millions of cigarette sticks)
1970	-	-
1980	-	-
1990	-	-
1995	-	-
2000	-	-

## Annual Tobacco Trade and Agriculture Statistics

	Unit of Measurement	1970	1980	1990	1995	2000
Cigarette imports	sticks in millions	-	-	93	70	70
Cigarette exports	sticks in millions	-	-	1	-	0
Tobacco leaf imports	metric tons	-	-	-	-	-
Tobacco leaf exports (% of total exports)	metric tons (%)	- (-)	- (-)	- (-)	- (-)	- (-)
Cigarette production	sticks in millions	-	-	-	-	-
Tobacco leaf production	metric tons	-	-	-	-	-
Land devoted to tobacco growing (% of agricultural land)	hectares (%)	- (-)	- (-)	- (-)	- (-)	- (-)
Employment in tobacco manufacturing	people	-	-	-	-	-

## Retail Price of 20 Cigarettes with Tax

Type	US \$	Local
Domestic brand	-	-
Foreign brand	-	-

Source: No data available

## Cigarette Taxes and Duties

Excise tax	-
Sales tax	-
Import duty	-

Source: No data available

## Market Share by Cigarette Manufacturer





## SMOKING-RELATED DISEASE IMPACT

### Mortality from Cancer, Respiratory and Circulatory Disease

Numbers of deaths/World age-standardized mortality rate per 100,000 population

Disease	Male		Female		Ages	Disease	Male		Female		Ages
	Number	Rate	Number	Rate			Number	Rate	Number	Rate	
Trachea, lung, and bronchus cancer	-	-	-	-		Ischemic heart disease	-	-	-	-	
Lip, oral cavity, and pharynx cancer	-	-	-	-		Stroke	-	-	-	-	
Respiratory disease	-	-	-	-		Other diseases of the circulatory system	-	-	-	-	
						All causes	-	-	-	-	

Source: No data available

## INFRASTRUCTURE FOR TOBACCO CONTROL

### National Tobacco Control Provisions

Tobacco Bans and Restrictions	Not				Tobacco Requirements and Regulations	Not			
	Banned	Restricted	Regulated	Unknown		Required	Regulated	Regulated	Unknown
Advertising in certain media	X				Advertising health warnings/messages	N/A			
Advertising to certain audiences	X				Age verification for sales			X	
Advertising in certain locations	X				Manufacturing licensure				X
Advertisement content or design	N/A				Package health warning/message	X			
Sponsorship or promotion for certain audiences	X				Label design on packaging			X	
Sponsorship advertising of events	X				Ingredient/constituent information on package label	X			
Brand stretching			X		Amount of tar		X		
Sales to minors	X				Amount of nicotine		X		
Sales by minors			X		Amount of other ingredients/constituents			X	
Place of sales			X		Product constituents as confidential information			X	
Vending machines		X			Product constituents as public information			X	
Free products	X				Constituent disclosure by brand			X	
Single cigarette sales			X		Constituent disclosure in the aggregate			X	
Misleading information on packaging			X						
Smoking in government buildings (incl. worksites)	X								
Smoking in private worksites	X								
Smoking in educational facilities	X								
Smoking in health care facilities	X								
Smoking on buses	X								
Smoking on trains	X								
Smoking in taxis	X								
Smoking on ferries		X							
Smoking on domestic air flights	X								
Smoking on international air flights		X							
Smoking in restaurants		X							
Smoking in nightclubs and bars			X						
Smoking in other public places				X					

Other Provisions	Yes	No	Unknown
National tobacco control committee		X	
Tobacco control education/promotion		X	
Anti-smuggling provisions			X
Litigation enabling provisions		X	

Refer to Appendix B for more information about national tobacco control provisions.

**Population (millions)**

	1995	2000	2025	2050
All adults, ages 15+	0.879	0.971	1.169	1.152
Female adults	0.443	0.491	0.600	0.600
All youth, ages 0-14	0.384	0.323	0.269	0.226
Female youth	0.190	0.160	0.132	0.111

Source: United Nations Population Division, World Population Prospects 1950-2050 (2000 revision)

**Real GDP per capita (PPP), US Dollars**

1975	5303
1980	7414
1985	7596
1990	6576
1995	6782
2000	8115

Source: World Health Report 2002

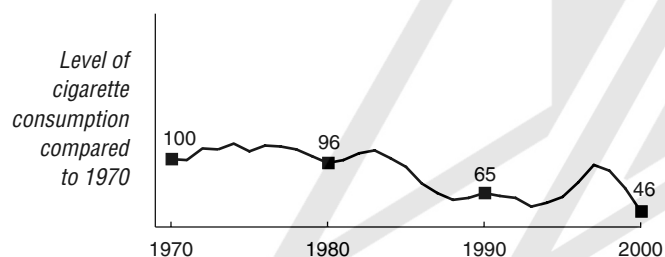
**SMOKING PREVALENCE**

Adult		Youth, 2000		Health Professionals	
Males	42.1	Males	19.5	Males	–
Females	8	Females	11.7	Females	–
Overall	17.2	Overall	14.3	Overall	–

Adult: (Male and Female) Smoking among 35-69 year olds at the time of survey (1977-1986); Miller, G.J., Beckles, G.L., Maude, G.H., Carson, D.C., Alexis, S.D., Price, S.G. and Byam, N.T. (1989). Ethnicity and other characteristics predictive of coronary heart disease in a developing community: principal results of the St. James Survey, Trinidad. *International Journal of Epidemiology* 18(4): 808-817. (Overall) 15 years and older; National Health Survey, 1995. Information provided by WHO PAHO Regional Office (April 29, 2003).

Youth: (Males and Females) Currently use any tobacco product, forms 1-5; Global Youth Tobacco Survey Collaborative Group. (2002). *Trinidad and Tobago GYTS Fact Sheet*. Available at URL: [http://www.cdc.gov/Tobacco/global/gyts/GYTS\\_factsheets.htm](http://www.cdc.gov/Tobacco/global/gyts/GYTS_factsheets.htm). (Overall) Currently use any tobacco product, students 13-15 years old; Global Youth Tobacco Survey Collaborative Group. (2002). Special Report: Tobacco use among youth: a cross country comparison. *Tobacco Control* 11: 252-270.

Health professional: No data available

**TOBACCO ECONOMY**
**Annual per capita Consumption, Three Year Moving Average, 1970 = 100**

**Annual Cigarette Consumption**

Year	Per capita Consumption (cigarette sticks)	Total Consumption (millions of cigarette sticks)
1970	1483	833
1980	1313	934
1990	850	687
1995	936	823
2000	589	572

**Annual Tobacco Trade and Agriculture Statistics**

	Unit of Measurement	1970	1980	1990	1995	2000
Cigarette imports	sticks in millions	10	92	12	14	16
Cigarette exports	sticks in millions	2	7	26	111	1494
Tobacco leaf imports	metric tons	626	1060	662	649	1210
Tobacco leaf exports (% of total exports)	metric tons (%)	– (–)	11 (0.00%)	– (–)	– (–)	0 (0.00%)
Cigarette production	sticks in millions	825	849	701	920	2050
Tobacco leaf production	metric tons	245	14	101	32	70
Land devoted to tobacco growing (% of agricultural land)	hectares (%)	227 (0.21%)	24 (0.02%)	48 (0.04%)	20 (0.02%)	45 (0.03%)
Employment in tobacco manufacturing	people	540	380	272	166	–

**Retail Price of 20 Cigarettes with Tax**

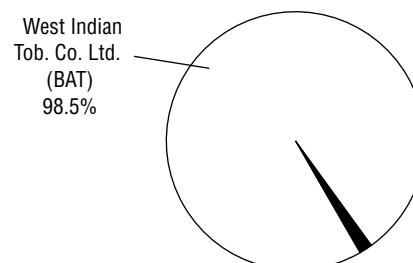
Type	US \$	Local
Domestic brand	–	7.00
Foreign brand	–	8.00

Source: EIU, September 1998

**Cigarette Taxes and Duties**

Sales tax	15%
Import duty	30% of CIF value
Surcharge	105 LCU/1000 cigs
Imports from CARICOM countries are duty free	

Source: TMA

**Market Share by Cigarette Manufacturer, 2001**


Source: TMA

## SMOKING-RELATED DISEASE IMPACT

**Mortality from Cancer, Respiratory and Circulatory Disease, 1998**  
Numbers of deaths/World age-standardized mortality rate per 100,000 population

Disease	Male		Female		Ages	Disease	Male		Female		Ages
	Number	Rate	Number	Rate			Number	Rate	Number	Rate	
Trachea, lung, and bronchus cancer	79	38.9	27	13.3	35+	Ischemic heart disease	956	484.8	801	389.7	35+
Lip, oral cavity, and pharynx cancer	27	13.6	12	6.1	35+	Stroke	592	302.7	600	286.9	35+
Respiratory disease	46	23.4	41	19.7	35+	Other diseases of the circulatory system	185	94.2	167	79.5	35+
						All causes	4587	2286.2	3838	1858.9	35+

Source: World Health Organization. (2003). *WHO Mortality Database*. Geneva: WHO.

## INFRASTRUCTURE FOR TOBACCO CONTROL

### National Tobacco Control Provisions

Tobacco Bans and Restrictions	Not				Tobacco Requirements and Regulations	Not			
	Banned	Restricted	Regulated	Unknown		Required	Regulated	Regulated	Unknown
Advertising in certain media			X		Advertising health warnings/messages	X			
Advertising to certain audiences	X				Age verification for sales				X
Advertising in certain locations				X	Manufacturing licensure			X	
Advertisement content or design			X		Package health warning/message	X			
Sponsorship or promotion for certain audiences	X				Label design on packaging				X
Sponsorship advertising of events			X		Ingredient/constituent information on package label			X	
Brand stretching			X		Amount of tar			X	
Sales to minors	X				Amount of nicotine			X	
Sales by minors	X				Amount of other ingredients/constituents			X	
Place of sales				X	Product constituents as confidential information				X
Vending machines			X		Product constituents as public information				X
Free products			X		Constituent disclosure by brand				X
Single cigarette sales			X		Constituent disclosure in the aggregate				X
Misleading information on packaging				X					
Smoking in government buildings (incl. worksites)			X						
Smoking in private worksites			X						
Smoking in educational facilities			X						
Smoking in health care facilities			X						
Smoking on buses			X						
Smoking on trains	N/A								
Smoking in taxis				X					
Smoking on ferries			X						
Smoking on domestic air flights			X						
Smoking on international air flights			X						
Smoking in restaurants			X						
Smoking in nightclubs and bars			X						
Smoking in other public places				X					

Other Provisions	Yes	No	Unknown
National tobacco control committee	X		
Tobacco control education/promotion	X		
Anti-smuggling provisions			X
Litigation enabling provisions		X	

Refer to Appendix B for more information about national tobacco control provisions.

	Population (millions)			
	1995	2000	2025	2050
All adults, ages 15+	5.903	6.650	9.525	11.322
Female adults	2.942	3.316	4.746	5.667
All youth, ages 0-14	3.040	2.809	2.819	2.754
Female youth	1.482	1.366	1.364	1.331

Source: United Nations Population Division, World Population Prospects 1950-2050 (2000 revision)

Real GDP per capita (PPP), US Dollars	
1975	3275
1980	3913
1985	4225
1990	4397
1995	4967
2000	6059

Source: World Health Report 2002

## SMOKING PREVALENCE

Adult, 1997		Youth, 2001		Medical Students, 1994	
Males	61.9	Males	28.7	Males	38.9
Females	7.7	Females	7.2	Females	2
		Overall	18		

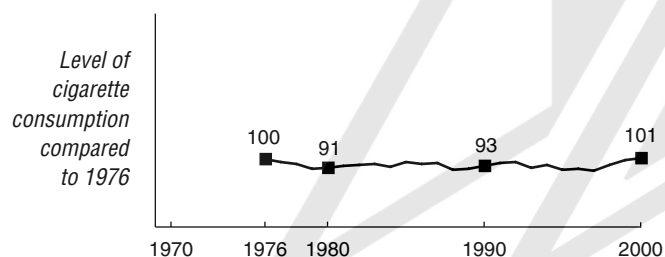
Adult: Smoking determined by the National Tobacco Survey; Reported in *Country Profiles on Tobacco Control in the Eastern Mediterranean Region*. Available at URL: <http://www.emro.who.int/TFI/CountryProfile.htm>.

Youth: Currently use any tobacco product, 7th and 8th grade elementary and 9th grade basic (mostly 13-15 year olds); Global Youth Tobacco Survey Collaborative Group. (2002). *Tunisia GYTS Fact Sheet*. Available at URL: [http://www.cdc.gov/Tobacco/global/gyts/GYTS\\_factsheets.htm](http://www.cdc.gov/Tobacco/global/gyts/GYTS_factsheets.htm).

Health professional: Daily smoking; Fakhfakh, R., Hsairi, M., Ben Romdhane, H., Achour, N., Ben Ammar, R., Zouari, B. and Nacef, T. (1996). Le tabagisme des étudiants en médecine en Tunisie: tendances des comportements et des attitudes. [Smoking among medical students in Tunisia: trends in behavior and attitudes]. *Sante* 6(1): 37-42.

## TOBACCO ECONOMY

### Annual per capita Consumption, Three Year Moving Average, 1976 = 100



### Annual Cigarette Consumption

Year	Per capita Consumption (cigarette sticks)	Total Consumption (millions of cigarette sticks)
1976	1722	5665
1980	1543	5808
1990	1603	8158
1995	1756	10366
2000	1855	12337

### Annual Tobacco Trade and Agriculture Statistics

	Unit of Measurement	1970	1980	1990	1995	2000
Cigarette imports	sticks in millions	-	1419	1757	3988	1582
Cigarette exports	sticks in millions	-	30	451	1043	1476
Tobacco leaf imports	metric tons	2445	3323	5518	6417	7261
Tobacco leaf exports (% of total exports)	metric tons (%)	205 (0.05%)	1548 (0.10%)	947 (0.05%)	1190 (0.12%)	151 (0.00%)
Cigarette production	sticks in millions	3286	4419	6852	7421	12231
Tobacco leaf production	metric tons	2610	4100	6800	3700	3100
Land devoted to tobacco growing (% of agricultural land)	hectares (%)	3237 (0.04%)	4153 (0.05%)	5395 (0.07%)	4700 (0.05%)	3100 (0.03%)
Employment in tobacco manufacturing	people	945	2749	-	2669	-

### Retail Price of 20 Cigarettes with Tax

Type	US \$	Local
Domestic brand	\$1.30	1.80
Foreign brand	\$2.10	2.90

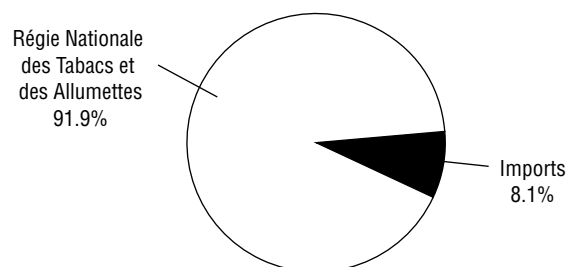
Source: EIU, September 2002

### Cigarette Taxes and Duties

Excise tax	135% consumption tax
Sales tax	18%
Import duty	32%
Other import duties	3%

Source: ERC

### Market Share by Cigarette Manufacturer, 2000



Source: ERC

## SMOKING-RELATED DISEASE IMPACT

**Mortality from Cancer, Respiratory and Circulatory Disease, 2000**  
Numbers of deaths/World age-standardized mortality rate per 100,000 population

Disease	Male		Female		Ages	Disease	Male		Female		Ages
	Number	Rate	Number	Rate			Number	Rate	Number	Rate	
Trachea, lung, and bronchus cancer	896	96.9	63	6.7	45+	Ischemic heart disease	-	-	-	-	
Lip, oral cavity, and pharynx cancer	139	15.5	55	5.9	45+	Stroke	-	-	-	-	
Respiratory disease	-	-	-	-		Other diseases of the circulatory system	-	-	-	-	
						All causes	-	-	-	-	

Source: Ferlay, J., Bray, F., Pisani, P. and Parkin, D.M. (2001). *GLOBOCAN 2000: Cancer Incidence, Mortality and Prevalence Worldwide, Version 1.0*. [CD-ROM]. IARC CancerBase No. 5. Lyon: IARC Press. Available at URL: <http://www-dep.iarc.fr/globocan/globocan.html>

## INFRASTRUCTURE FOR TOBACCO CONTROL

### National Tobacco Control Provisions

Tobacco Bans and Restrictions	Not				Tobacco Requirements and Regulations	Not			
	Banned	Restricted	Regulated	Unknown		Required	Regulated	Regulated	Unknown
Advertising in certain media	X				Advertising health warnings/messages				X
Advertising to certain audiences		X			Age verification for sales				X
Advertising in certain locations		X			Manufacturing licensure				X
Advertisement content or design		X			Package health warning/message	X			
Sponsorship or promotion for certain audiences	X				Label design on packaging		X		
Sponsorship advertising of events	X				Ingredient/constituent information on package label	X			
Brand stretching				X	Amount of tar		X		
Sales to minors			X		Amount of nicotine		X		
Sales by minors				X	Amount of other ingredients/constituents				X
Place of sales				X	Product constituents as confidential information				X
Vending machines	X				Product constituents as public information				X
Free products	X				Constituent disclosure by brand				X
Single cigarette sales				X	Constituent disclosure in the aggregate				X
Misleading information on packaging				X					
Smoking in government buildings (incl. worksites)		X							
Smoking in private worksites				X					
Smoking in educational facilities	X								
Smoking in health care facilities	X								
Smoking on buses	X								
Smoking on trains	X								
Smoking in taxis	X								
Smoking on ferries	X								
Smoking on domestic air flights				X					
Smoking on international air flights				X					
Smoking in restaurants				X					
Smoking in nightclubs and bars				X					
Smoking in other public places		X							

Other Provisions	Yes	No	Unknown
National tobacco control committee	X		
Tobacco control education/promotion			X
Anti-smuggling provisions			X
Litigation enabling provisions			X

Refer to Appendix B for more information about national tobacco control provisions.

## Population (millions)

	1995	2000	2025	2050
All adults, ages 15+	41.654	46.647	67.091	79.531
Female adults	20.682	23.166	33.642	40.404
All youth, ages 0-14	19.840	20.021	19.521	19.287
Female youth	9.699	9.826	9.568	9.410

Source: United Nations Population Division, World Population Prospects 1950-2050 (2000 revision)

## Real GDP per capita (PPP), US Dollars

	1975	2000
	4084	6194
	1980	4116
	1985	4628
	1990	5443
	1995	5816

Source: World Health Report 2002

## SMOKING PREVALENCE

## Adult (20 Years &amp; Older), 1997-1998

Males	50.9
Females	10.9

## Youth (15-18 Year Olds), 1995

Males	23.1
Females	14.8
Overall	20.1

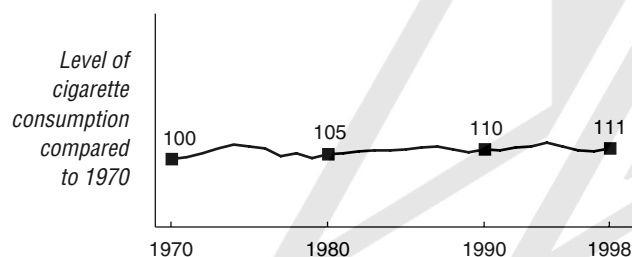
## Physicians, 1993

Males	52.9
Females	41

Adult: Satman, I., Yilmaz, T., Sengul, A., Salman, S., Salman, F., Uygur, S., Bastar, I., Tutuncu, Y., Sargin, M., Dinccag, N., Karsidag, K., Kalaca, S., Ozcan, C. and King, H. (2002). Population-based study of diabetes and risk characteristics in Turkey: results of the Turkish Diabetes Epidemiology Study (TURDEP). *Diabetes Care* 25(9): 1551-1556.Youth: Regular smokers and those who had smoked at least once in their life; Regional Survey of Country-specific data. Reported in World Health Organization. (2002). *European Country Profiles on Tobacco Control, 2001*. Copenhagen: WHO Regional Office for Europe.Health professional: Daily smoking among physicians in Antalya Province; Dedeoglu, N., et al. (1994). Tobacco use among health personnel (physicians and nurses) in Antalya. *Turkish Journal of Smoking and Health* 1: 7-11.

## TOBACCO ECONOMY

## Annual per capita Consumption, Three Year Moving Average, 1970 = 100



## Annual Cigarette Consumption

Year	Per capita Consumption (cigarette sticks)	Total Consumption (millions of cigarette sticks)
1970	1791	37240
1980	1916	51977
1990	2014	73451
1995	2208	91967
1998	2159	96684

## Annual Tobacco Trade and Agriculture Statistics

	Unit of Measurement	1970	1980	1990	1995	2000
Cigarette imports	sticks in millions	-	-	15851	130	3
Cigarette exports	sticks in millions	13	0	2827	8102	12269
Tobacco leaf imports	metric tons	-	-	3279	21639	62195
Tobacco leaf exports (% of total exports)	metric tons (%)	74014 (13.35%)	83727 (8.03%)	94770 (3.23%)	82590 (1.13%)	100388 (1.34%)
Cigarette production	sticks in millions	37253	51977	60427	99939	-
Tobacco leaf production	metric tons	149861	228349	296008	204440	200280
Land devoted to tobacco growing (% of agricultural land)	hectares (%)	328468 (0.86%)	222997 (0.58%)	320236 (0.81%)	209919 (0.53%)	236569 (0.61%)
Employment in tobacco manufacturing	people	34700	52800	32142	24131	-

## Retail Price of 20 Cigarettes with Tax

Type	US \$	Local
Domestic brand	\$1.07	1,750.00
Foreign brand	\$1.41	2,300.00

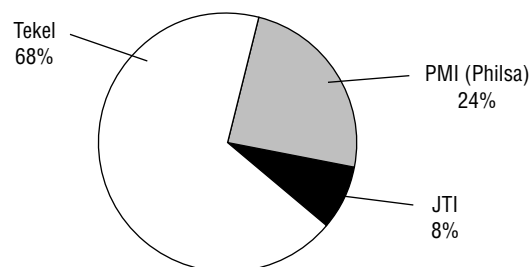
Source: EIU, September 2002

## Cigarette Taxes and Duties

Excise tax	0.4 US\$/pack of 20 cigs
Sales tax	17%
Import duty	68.4% (non-EU countries)
Other taxes	2%-pasture fund; 15%-education; 2%-veterans fund; 120%-surtax; 10%-defence fund

Source: ERC

## Market Share by Cigarette Manufacturer, 2000



Source: ERC

## SMOKING-RELATED DISEASE IMPACT

**Mortality from Cancer, Respiratory and Circulatory Disease, 2000**  
Numbers of deaths/World age-standardized mortality rate per 100,000 population

Disease	Male		Female		Ages	Disease	Male		Female		Ages
	Number	Rate	Number	Rate			Number	Rate	Number	Rate	
Trachea, lung, and bronchus cancer	8874	135.3	921	12.7	45+	Ischemic heart disease	-	-	-	-	
Lip, oral cavity, and pharynx cancer	877	13.3	389	5.4	45+	Stroke	-	-	-	-	
Respiratory disease	-	-	-	-		Other diseases of the circulatory system	-	-	-	-	
						All causes	-	-	-	-	

Source: Ferlay, J., Bray, F., Pisani, P. and Parkin, D.M. (2001). *GLOBOCAN 2000: Cancer Incidence, Mortality and Prevalence Worldwide, Version 1.0*. [CD-ROM]. IARC CancerBase No. 5. Lyon: IARC Press. Available at URL: <http://www-dep.iarc.fr/globocan/globocan.html>

## INFRASTRUCTURE FOR TOBACCO CONTROL

### National Tobacco Control Provisions

Tobacco Bans and Restrictions	Not				Tobacco Requirements and Regulations	Not			
	Banned	Restricted	Regulated	Unknown		Required	Regulated	Regulated	Unknown
Advertising in certain media	X				Advertising health warnings/messages				X
Advertising to certain audiences			X		Age verification for sales			X	
Advertising in certain locations		X			Manufacturing licensure	X			
Advertisement content or design				X	Package health warning/message	X			
Sponsorship or promotion for certain audiences	X				Label design on packaging		X		
Sponsorship advertising of events			X		Ingredient/constituent information on package label			X	
Brand stretching			X		Amount of tar				X
Sales to minors	X				Amount of nicotine				X
Sales by minors			X		Amount of other ingredients/constituents				X
Place of sales			X		Product constituents as confidential information			X	
Vending machines			X		Product constituents as public information			X	
Free products	X				Constituent disclosure by brand			X	
Single cigarette sales	X				Constituent disclosure in the aggregate			X	
Misleading information on packaging			X						
Smoking in government buildings (incl. worksites)	X								
Smoking in private worksites		X							
Smoking in educational facilities	X								
Smoking in health care facilities	X								
Smoking on buses	X								
Smoking on trains		X							
Smoking in taxis			X						
Smoking on ferries				X					
Smoking on domestic air flights	X								
Smoking on international air flights	X								
Smoking in restaurants			X						
Smoking in nightclubs and bars			X						
Smoking in other public places		X							

Other Provisions	Yes	No	Unknown
National tobacco control committee	X		
Tobacco control education/promotion	X		
Anti-smuggling provisions			X
Litigation enabling provisions		X	

Refer to Appendix B for more information about national tobacco control provisions.

	Population (millions)			
	1995	2000	2025	2050
All adults, ages 15+	2.542	2.954	5.177	6.716
Female adults	1.306	1.513	2.630	3.412
All youth, ages 0-14	1.668	1.783	1.667	1.685
Female youth	0.823	0.879	0.817	0.825

Source: United Nations Population Division, World Population Prospects 1950-2050 (2000 revision)

Real GDP per capita (PPP), US Dollars	
1975	4355
1980	5361
1985	5916
1990	5316
1995	3363
2000	3411

Source: World Health Report 2002

## SMOKING PREVALENCE

Adult (15 Years & Older), 1990		Youth		Health Professionals	
Males	27	Males	-	Males	-
Females	1	Females	-	Females	-
Overall	14	Overall	-	Overall	-

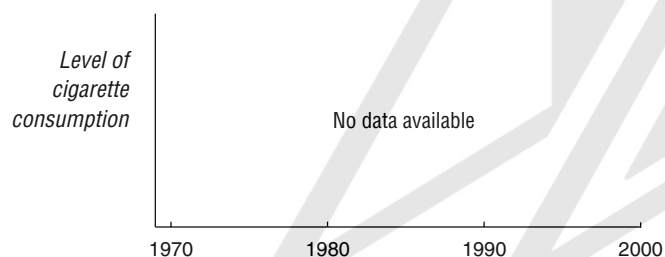
Adult: Regular daily smoking; Piha, T., Besselink, E. and Lopez, A.D. (1993). *Tobacco or health. World Health Statistics Quarterly* 46(3): 188-194.

Youth: No data available

Health professional: No data available

## TOBACCO ECONOMY

### Annual per capita Consumption, Three Year Moving Average



### Annual Cigarette Consumption

Year	Per capita Consumption (cigarette sticks)	Total Consumption (millions of cigarette sticks)
1970	-	-
1980	-	-
1990	-	-
1995	-	-
2000	-	-

### Annual Tobacco Trade and Agriculture Statistics

	Unit of Measurement	1970	1980	1990	1995	2000
Cigarette imports	sticks in millions	-	-	-	1712	2284
Cigarette exports	sticks in millions	-	-	-	-	-
Tobacco leaf imports	metric tons	-	-	-	1000	2000
Tobacco leaf exports (% of total exports)	metric tons (%)	- (-)	- (-)	- (-)	- (-)	- (-)
Cigarette production	sticks in millions	-	-	-	-	-
Tobacco leaf production	metric tons	-	-	-	2200	3220
Land devoted to tobacco growing (% of agricultural land)	hectares (%)	- (-)	- (-)	- (-)	1100 (0.00%)	1600 (0.00%)
Employment in tobacco manufacturing	people	-	-	-	-	-

### Retail Price of 20 Cigarettes with Tax

Type	US \$	Local
Domestic brand	-	-
Foreign brand	-	-

Source: No data available

### Cigarette Taxes and Duties

Sales tax	20%
Import duty	20%-filter cigs (min 1 US\$/pack); plain cigs exempt
Other import duties	0.2%
	5% customs duty if imported by individuals

Source: ERC

### Market Share by Cigarette Manufacturer





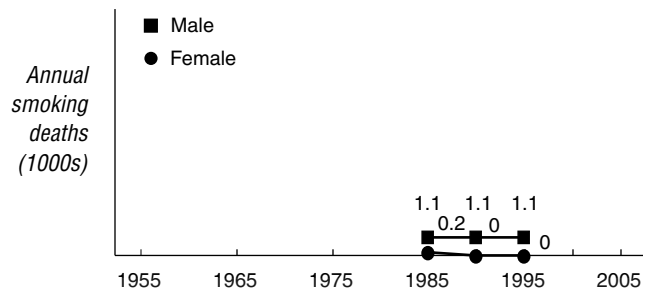
## SMOKING-ATTRIBUTED DISEASE IMPACT

Numbers of Deaths Attributed to Smoking/Total Deaths, 1998

Cause	Males (by age)			Females (by age)		
	0-34	35-69	70+	0-34	35-69	70+
Lung cancer	-/7	93/121	10/23	-/2	0/32	0/12
All cancer	-/143	171/735	20/202	-/110	0/540	0/240
Vascular	-/543	400/3963	30/2629	-/435	0/2510	0/4023
Respiratory	-/1914	129/425	20/204	-/1539	0/213	0/237
All other	-/3200	136/2194	2/365	-/1897	0/951	0/484
All causes	-/5800	836/7317	72/3400	-/3981	0/4214	0/4984

Source: Peto, Lopez, et al., 1992, 1994 (update 2003)

Smoking-Attributed Numbers of Deaths per Year, Ages 35-69 Only



## INFRASTRUCTURE FOR TOBACCO CONTROL

National Tobacco Control Provisions

Tobacco Bans and Restrictions	Not				Tobacco Requirements and Regulations	Not			
	Banned	Restricted	Regulated	Unknown		Required	Regulated	Regulated	Unknown
Advertising in certain media	X				Advertising health warnings/messages	X			
Advertising to certain audiences				X	Age verification for sales				X
Advertising in certain locations			X		Manufacturing licensure			X	
Advertisement content or design				X	Package health warning/message	X			
Sponsorship or promotion for certain audiences			X		Label design on packaging				X
Sponsorship advertising of events				X	Ingredient/constituent information on package label				X
Brand stretching			X		Amount of tar			X	
Sales to minors				X	Amount of nicotine			X	
Sales by minors				X	Amount of other ingredients/constituents			X	
Place of sales				X	Product constituents as confidential information				X
Vending machines			X		Product constituents as public information				X
Free products			X		Constituent disclosure by brand				X
Single cigarette sales			X		Constituent disclosure in the aggregate				X
Misleading information on packaging				X					
Smoking in government buildings (incl. worksites)	X								
Smoking in private worksites	X								
Smoking in educational facilities	X								
Smoking in health care facilities	X								
Smoking on buses	X								
Smoking on trains	X								
Smoking in taxis	X								
Smoking on ferries	X								
Smoking on domestic air flights	X								
Smoking on international air flights	X								
Smoking in restaurants			X						
Smoking in nightclubs and bars			X						
Smoking in other public places		X							

Other Provisions	Yes	No	Unknown
National tobacco control committee		X	
Tobacco control education/promotion			X
Anti-smuggling provisions			X
Litigation enabling provisions			X

Refer to Appendix B for more information about national tobacco control provisions.

## Population (millions)

	1995	2000	2025	2050
Total	0.009	0.010	0.014	0.016
Females	0.005	0.005	0.007	0.008
Males	0.005	0.005	0.007	0.008

Source: Food and Agriculture Organization of the United Nations (FAO 2001)

## Real GDP per capita (PPP), US Dollars

	1975	1386
1980	1196	
1985	862	
1990	1089	
1995	1174	
2000	1498	

Source: World Health Report 2002

## SMOKING PREVALENCE

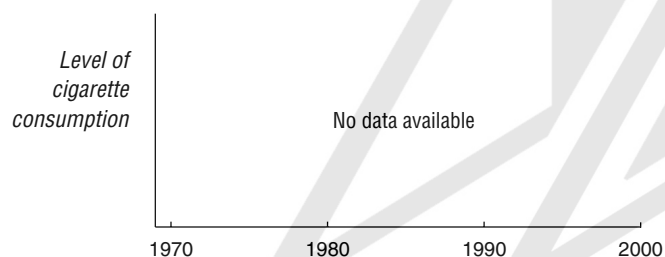
Adult (20 Years & Older), 1975-1981		Young Adults (20-24 Year Olds), 1975-1981		Health Professionals	
Males	51	Males	37	Males	-
Females	31	Females	17	Females	-
				Overall	-

Adult and Youth: Current smoking; Tuomilehto, J., Zimmet, P., Taylor, R., Bennet, P., Wolf, E. and Kankaanpaa, J. (1986). Smoking rates in the Pacific Islands. *Bulletin of the World Health Organization* 64(3): 447-456.

Health professional: No data available

## TOBACCO ECONOMY

## Annual per capita Consumption, Three Year Moving Average



## Annual Cigarette Consumption

Year	Per capita Consumption (cigarette sticks)	Total Consumption (millions of cigarette sticks)
1970	-	-
1980	-	-
1990	-	-
1995	-	-
2000	-	-

## Annual Tobacco Trade and Agriculture Statistics

	Unit of Measurement	1970	1980	1990	1995	2000
Cigarette imports	sticks in millions	-	5	3	5	4
Cigarette exports	sticks in millions	-	-	-	-	-
Tobacco leaf imports	metric tons	-	-	-	-	-
Tobacco leaf exports (% of total exports)	metric tons (%)	- (-)	- (-)	- (-)	- (-)	- (-)
Cigarette production	sticks in millions	-	-	-	-	-
Tobacco leaf production	metric tons	-	-	-	-	-
Land devoted to tobacco growing (% of agricultural land)	hectares (%)	- (-)	- (-)	- (-)	- (-)	- (-)
Employment in tobacco manufacturing	people	-	-	-	-	-

## Retail Price of 20 Cigarettes with Tax

Type	US \$	Local
Domestic brand	-	-
Foreign brand	-	-

Source: No data available

## Cigarette Taxes and Duties

Excise tax	-
Sales tax	-
Import duty	-

Source: No data available

## Market Share by Cigarette Manufacturer



## SMOKING-RELATED DISEASE IMPACT

### Mortality from Cancer, Respiratory and Circulatory Disease

Numbers of deaths/World age-standardized mortality rate per 100,000 population

Disease	Male		Female		Ages	Disease	Male		Female		Ages
	Number	Rate	Number	Rate			Number	Rate	Number	Rate	
Trachea, lung, and bronchus cancer	-	-	-	-		Ischemic heart disease	-	-	-	-	
Lip, oral cavity, and pharynx cancer	-	-	-	-		Stroke	-	-	-	-	
Respiratory disease	-	-	-	-		Other diseases of the circulatory system	-	-	-	-	
						All causes	-	-	-	-	

Source: No data available

## INFRASTRUCTURE FOR TOBACCO CONTROL

### National Tobacco Control Provisions

Tobacco Bans and Restrictions	Not				Tobacco Requirements and Regulations	Not			
	Banned	Restricted	Regulated	Unknown		Required	Regulated	Regulated	Unknown
Advertising in certain media		X			Advertising health warnings/messages			X	
Advertising to certain audiences			X		Age verification for sales			X	
Advertising in certain locations			X		Manufacturing licensure			X	
Advertisement content or design			X		Package health warning/message			X	
Sponsorship or promotion for certain audiences			X		Label design on packaging			X	
Sponsorship advertising of events			X		Ingredient/constituent information on package label			X	
Brand stretching			X		Amount of tar			X	
Sales to minors	X				Amount of nicotine			X	
Sales by minors			X		Amount of other ingredients/constituents			X	
Place of sales			X		Product constituents as confidential information			X	
Vending machines			X		Product constituents as public information			X	
Free products			X		Constituent disclosure by brand			X	
Single cigarette sales			X		Constituent disclosure in the aggregate			X	
Misleading information on packaging			X						
Smoking in government buildings (incl. worksites)	X				<b>Other Provisions</b>	<b>Yes</b>	<b>No</b>	<b>Unknown</b>	
Smoking in private worksites			X		National tobacco control committee			X	
Smoking in educational facilities			X		Tobacco control education/promotion			X	
Smoking in health care facilities		X			Anti-smuggling provisions			X	
Smoking on buses			X		Litigation enabling provisions			X	
Smoking on trains			X						
Smoking in taxis			X						
Smoking on ferries			X						
Smoking on domestic air flights			X						
Smoking on international air flights			X						
Smoking in restaurants			X						
Smoking in nightclubs and bars			X						
Smoking in other public places			X						

Refer to Appendix B for more information about national tobacco control provisions.

**Population (millions)**

	1995	2000	2025	2050
All adults, ages 15+	10.338	11.834	28.854	66.161
Female adults	5.222	5.960	14.460	33.140
All youth, ages 0-14	9.770	11.466	24.911	35.362
Female youth	4.875	5.715	12.353	17.518

Source: United Nations Population Division, World Population Prospects 1950-2050 (2000 revision)

**Real GDP per capita (PPP), US Dollars**

1975	815
1980	579
1985	571
1990	636
1995	782
2000	875

Source: World Health Report 2002

**SMOKING PREVALENCE**

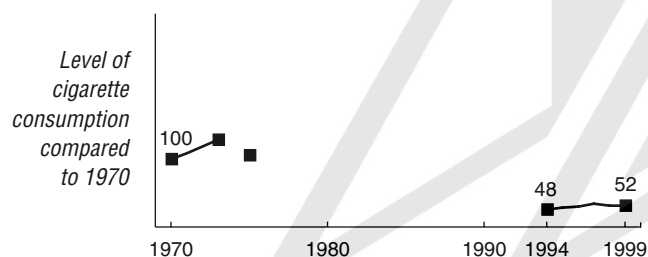
Adult		Youth (14-18 Year Olds)		Health Professionals	
Males	52	All youth	58.06	Males	-
Females	17			Females	-
				Overall	-

Adult and Youth: Smoking in a few suburbs of Kampala (1995 is date of data compilation), Information provided by Dr. F. Musoke; Wabinga, H.R., et al. (1995). *Tobacco Smoking in Uganda*. Makerere University Medical School.

Health professional: No data available

**TOBACCO ECONOMY**

**Annual per capita Consumption, Three Year Moving Average, 1970 = 100**



**Annual Cigarette Consumption**

Year	Per capita Consumption (cigarette sticks)	Total Consumption (millions of cigarette sticks)
1970	303	1517
1980	-	-
1990	-	-
1995	146	1513
1999	147	1688

**Annual Tobacco Trade and Agriculture Statistics**

	Unit of Measurement	1970	1980	1990	1995	2000
Cigarette imports	sticks in millions	10	-	-	11	135
Cigarette exports	sticks in millions	29	-	-	74	165
Tobacco leaf imports	metric tons	125	-	-	0	184
Tobacco leaf exports (% of total exports)	metric tons (%)	1975 (-)	300 (-)	2269 (-)	5116 (1.70%)	15324 (7.34%)
Cigarette production	sticks in millions	1536	636	1290	1576	-
Tobacco leaf production	metric tons	3400	400	3322	6851	22837
Land devoted to tobacco growing (% of agricultural land)	hectares (%)	6880 (0.10%)	3300 (0.04%)	4280 (0.05%)	7525 (0.09%)	9500 (0.11%)
Employment in tobacco manufacturing	people	-	-	-	-	-

**Retail Price of 20 Cigarettes with Tax**

Type	US \$	Local
MPPC	\$0.74	1,300.00

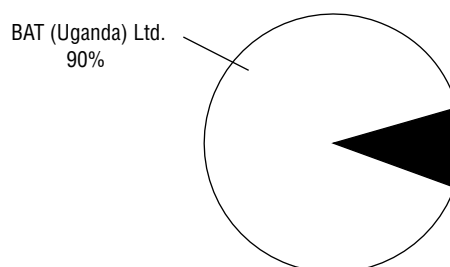
Source: TJI, 2001

**Cigarette Taxes and Duties**

Excise tax	130% of factory price
Sales tax	17%
Import duty	60% (12% COMESA countries)

Source: TMA

**Market Share by Cigarette Manufacturer, 2001**



Source: TMA

## SMOKING-RELATED DISEASE IMPACT

**Mortality from Cancer, Respiratory and Circulatory Disease, 2000**  
Numbers of deaths/World age-standardized mortality rate per 100,000 population

Disease	Male		Female		Ages	Disease	Male		Female		Ages
	Number	Rate	Number	Rate			Number	Rate	Number	Rate	
Trachea, lung, and bronchus cancer	87	10.4	58	5.8	45+	Ischemic heart disease	-	-	-	-	
Lip, oral cavity, and pharynx cancer	103	11.7	86	8.6	45+	Stroke	-	-	-	-	
Respiratory disease	-	-	-	-		Other diseases of the circulatory system	-	-	-	-	
						All causes	-	-	-	-	

Source: Ferlay, J., Bray, F., Pisani, P. and Parkin, D.M. (2001). *GLOBOCAN 2000: Cancer Incidence, Mortality and Prevalence Worldwide, Version 1.0*. [CD-ROM]. IARC CancerBase No. 5. Lyon: IARC Press. Available at URL: <http://www-dep.iarc.fr/globocan/globocan.html>

## INFRASTRUCTURE FOR TOBACCO CONTROL

### National Tobacco Control Provisions

Tobacco Bans and Restrictions	Not				Tobacco Requirements and Regulations	Not			
	Banned	Restricted	Regulated	Unknown		Required	Regulated	Regulated	Unknown
Advertising in certain media		X			Advertising health warnings/messages			X	
Advertising to certain audiences				X	Age verification for sales			X	
Advertising in certain locations				X	Manufacturing licensure			X	
Advertisement content or design				X	Package health warning/message	X			
Sponsorship or promotion for certain audiences			X		Label design on packaging			X	
Sponsorship advertising of events			X		Ingredient/constituent information on package label			X	
Brand stretching			X		Amount of tar			X	
Sales to minors			X		Amount of nicotine			X	
Sales by minors			X		Amount of other ingredients/constituents			X	
Place of sales			X		Product constituents as confidential information			X	
Vending machines			X		Product constituents as public information			X	
Free products			X		Constituent disclosure by brand			X	
Single cigarette sales			X		Constituent disclosure in the aggregate			X	
Misleading information on packaging			X						
Smoking in government buildings (incl. worksites)		X			<b>Other Provisions</b>	<b>Yes</b>	<b>No</b>	<b>Unknown</b>	
Smoking in private worksites			X		National tobacco control committee			X	
Smoking in educational facilities			X		Tobacco control education/promotion			X	
Smoking in health care facilities			X		Anti-smuggling provisions			X	
Smoking on buses			X		Litigation enabling provisions			X	
Smoking on trains			X						
Smoking in taxis			X						
Smoking on ferries			X						
Smoking on domestic air flights			X						
Smoking on international air flights			X						
Smoking in restaurants			X						
Smoking in nightclubs and bars			X						
Smoking in other public places			X						

Refer to Appendix B for more information about national tobacco control provisions.

**Population (millions)**

	1995	2000	2025	2050
All adults, ages 15+	40.987	40.728	34.517	26.081
Female adults	22.433	22.227	18.632	13.988
All youth, ages 0-14	10.544	8.840	5.052	3.878
Female youth	5.167	4.322	2.461	1.887

Source: United Nations Population Division, World Population Prospects 1950-2050 (2000 revision)

**Real GDP per capita (PPP), US Dollars**

1975	6052
1980	7451
1985	8222
1990	7388
1995	3807
2000	3458

Source: World Health Report 2002

**SMOKING PREVALENCE**

**Adult (18 Years & Older), 2000**

Males	56.9
Females	10.0
Overall	31.0

**Youth (15-16 Year Olds), 1999**

Males	39
Females	18
Overall	29

**Health Professionals, 1998**

Males	43
Females	19

Adult: Current smokers; Gilmore, A.B., McKee, M., Telishevska, M. and Rose, R. (2001). Epidemiology of smoking in Ukraine, 2000. *Preventive Medicine* 33(5): 453-461.

Youth: Lifetime use of cigarettes, 40 times or more; Hibbell, B., Andersson, B., Ahlström, S., Balakireva, O., Bjarnson, T., Kokkevi, A. and Morgan, M. (2000). *The 1999 ESPAD (European School Survey Project on Alcohol and Drugs) Report*. Stockholm: The Swedish Council for Information on Alcohol and Other Drugs. Available at URL: [http://www.can.se/in\\_english/pdf/espadssummary.pdf](http://www.can.se/in_english/pdf/espadssummary.pdf).

Health professional: Information received from Dr. Konstantin Krasovsky, Alcohol and Drug Information Center. (Data from the Institute of Cardiology, 1998).

**TOBACCO ECONOMY**

**Annual per capita Consumption, Three Year Moving Average, 1996 = 100**



**Annual Cigarette Consumption**

Year	Per capita Consumption (cigarette sticks)	Total Consumption (millions of cigarette sticks)
1970	-	-
1980	-	-
1990	-	-
1996	1068	43734
2000	1242	50576

**Annual Tobacco Trade and Agriculture Statistics**

	Unit of Measurement	1970	1980	1990	1995	2000
Cigarette imports	sticks in millions	-	-	-	-	2145
Cigarette exports	sticks in millions	-	-	-	-	10248
Tobacco leaf imports	metric tons	-	-	-	38380	75000
Tobacco leaf exports (% of total exports)	metric tons (%)	- (-)	- (-)	- (-)	1016 (-)	1579 (0.02%)
Cigarette production	sticks in millions	-	78084	69397	48033	58679
Tobacco leaf production	metric tons	-	-	-	5000	3000
Land devoted to tobacco growing (% of agricultural land)	hectares (%)	- (-)	- (-)	- (-)	6000 (0.01%)	4300 (0.01%)
Employment in tobacco manufacturing	people	-	-	6000	3000	-

**Retail Price of 20 Cigarettes with Tax**

Type	US \$	Local
Domestic brand	\$0.26	1.40
Foreign brand	\$0.71	3.80

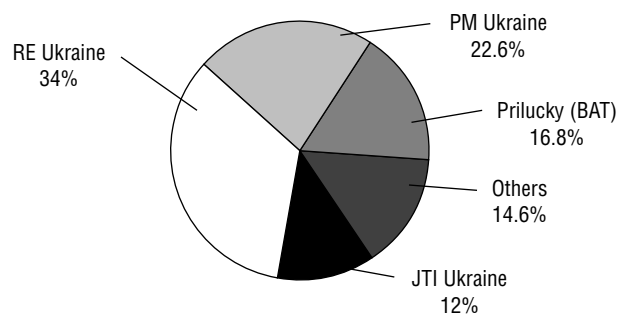
Source: EIU, September 2002

**Cigarette Taxes and Duties**

Excise tax	3 ECU/1000 cigs (5 LCU/1000 domestic cigs)
Sales tax	20%
Other taxes	5% Decree on Retirement Insurance
Imports from countries of Former Soviet Union may qualify for duty free treatment	

Source: ERC

**Market Share by Cigarette Manufacturer, 2000**



Source: ERC

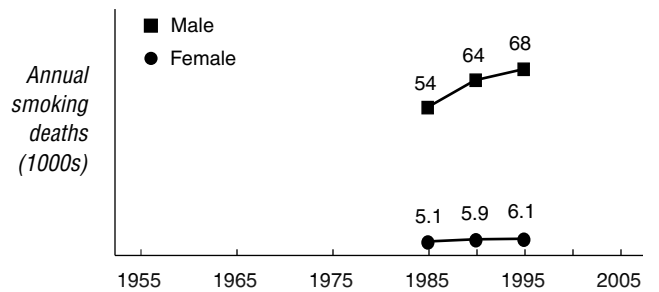
## SMOKING-ATTRIBUTED DISEASE IMPACT

Numbers of Deaths Attributed to Smoking/Total Deaths (thousands), 2000

Cause	Males (by age)			Females (by age)		
	0-34	35-69	70+	0-34	35-69	70+
Lung cancer	-/0.1	11/11	4.1/4.6	-/0.0	0.5/1.5	0.5/1.4
All cancer	-/1.3	18/37	5.9/17	-/1.2	0.7/24	0.6/17
Vascular	-/2.2	31/92	10/102	-/0.7	1.9/53	2.4/214
Respiratory	-/1.1	9.8/14	6.8/11	-/0.5	0.6/3.2	1.5/8.1
All other	-/23	8.3/67	0.8/14	-/7.3	0.3/20	0.2/27
All causes	-/28	68/211	24/144	-/9.7	3.4/100	4.6/266

Source: Peto, Lopez, et al., 1992, 1994 (update 2003)

Smoking-Attributed Numbers of Deaths per Year, Ages 35-69 Only



## INFRASTRUCTURE FOR TOBACCO CONTROL

National Tobacco Control Provisions

Tobacco Bans and Restrictions	Not				Tobacco Requirements and Regulations	Not			
	Banned	Restricted	Regulated	Unknown		Required	Regulated	Regulated	Unknown
Advertising in certain media		X			Advertising health warnings/messages	X			
Advertising to certain audiences	X				Age verification for sales				X
Advertising in certain locations		X			Manufacturing licensure	X			
Advertisement content or design		X			Package health warning/message	X			
Sponsorship or promotion for certain audiences	X				Label design on packaging		X		
Sponsorship advertising of events				X	Ingredient/constituent information on package label	X			
Brand stretching		X			Amount of tar		X		
Sales to minors	X				Amount of nicotine		X		
Sales by minors				X	Amount of other ingredients/constituents		X		
Place of sales		X			Product constituents as confidential information				X
Vending machines			X		Product constituents as public information				X
Free products	X				Constituent disclosure by brand				X
Single cigarette sales			X		Constituent disclosure in the aggregate				X
Misleading information on packaging				X					
Smoking in government buildings (incl. worksites)		X							
Smoking in private worksites		X							
Smoking in educational facilities	X								
Smoking in health care facilities	X								
Smoking on buses	X								
Smoking on trains		X							
Smoking in taxis		X							
Smoking on ferries				X					
Smoking on domestic air flights		X							
Smoking on international air flights		X							
Smoking in restaurants			X						
Smoking in nightclubs and bars			X						
Smoking in other public places				X					

Other Provisions	Yes	No	Unknown
National tobacco control committee	X		
Tobacco control education/promotion			X
Anti-smuggling provisions			X
Litigation enabling provisions			X

Refer to Appendix B for more information about national tobacco control provisions.

	Population (millions)			
	1995	2000	2025	2050
All adults, ages 15+	1.671	1.928	2.792	3.021
Female adults	0.460	0.558	1.036	1.362
All youth, ages 0-14	0.681	0.678	0.676	0.689
Female youth	0.325	0.326	0.329	0.336

Source: United Nations Population Division, World Population Prospects 1950-2050 (2000 revision)

Real GDP per capita (PPP), US Dollars	
1975	47385
1980	39242
1985	28679
1990	21738
1995	19450
2000	18897

Source: World Health Report 2002

## SMOKING PREVALENCE

Adult, 1996		Youth, 2002		Health Professionals, 1991-1992	
Males	18.3	Males	29.7	Males	43.7
Females	<1	Females	12.6	Females	5.6
		Overall	21.9		

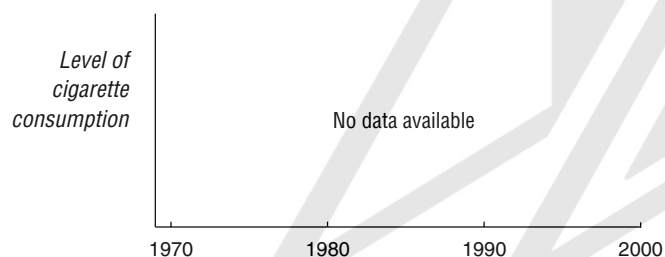
Adult: Smoking determined by the Family Health Survey; Reported in *Country Profiles on Tobacco Control in the Eastern Mediterranean Region*. Available at URL: <http://www.emro.who.int/TFI/CountryProfile.htm>.

Youth: Currently use any tobacco product, 1st-3rd intermediate and 1st secondary (mostly 13-15 year olds); Global Youth Tobacco Survey Collaborative Group. (2002). *United Arab Emirates GYTS Fact Sheet*. Available at URL: [http://www.cdc.gov/Tobacco/global/gyts/GYTS\\_factsheets.htm](http://www.cdc.gov/Tobacco/global/gyts/GYTS_factsheets.htm).

Health professional: Continual smoking (at least one cigarette per day for one or more years at any time during his/her lifetime) among doctors, pharmacists and dentists at general hospitals and clinics in Al-Ain; Bener, A., Gomes, J., Anderson, J.A. and Abdullah, S. (1994). Smoking among health professionals. *Medical Education* 28(2): 151-157.

## TOBACCO ECONOMY

### Annual per capita Consumption, Three Year Moving Average



### Annual Cigarette Consumption

Year	Per capita Consumption (cigarette sticks)	Total Consumption (millions of cigarette sticks)
1970	-	-
1980	-	-
1990	-	-
1995	-	-
2000	-	-

### Annual Tobacco Trade and Agriculture Statistics

	Unit of Measurement	1970	1980	1990	1995	2000
Cigarette imports	sticks in millions	1176	13942	7379	10500	21900
Cigarette exports	sticks in millions	-	2304	-	-	-
Tobacco leaf imports	metric tons	-	122	146	2500	650
Tobacco leaf exports (% of total exports)	metric tons (%)	- (-)	321 (-)	103 (0.01%)	110 (-)	250 (-)
Cigarette production	sticks in millions	-	-	-	-	-
Tobacco leaf production	metric tons	2000	1399	835	553	660
Land devoted to tobacco growing (% of agricultural land)	hectares (%)	204 (0.10%)	127 (0.06%)	82 (0.03%)	57 (0.01%)	52 (0.01%)
Employment in tobacco manufacturing	people	-	-	-	-	-

### Retail Price of 20 Cigarettes with Tax

Type	US \$	Local
Domestic brand	\$1.43	5.25
Foreign brand	\$1.91	7.00

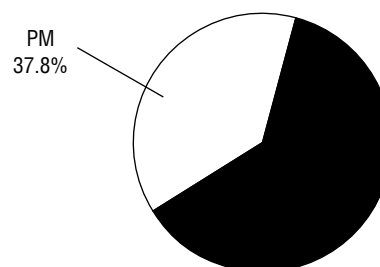
Source: EIU, September 2002

### Cigarette Taxes and Duties

Sales tax	None
Import duty	100%
Other import duties	80 LCU/1000 cigs

Source: TMA

### Market Share by Cigarette Manufacturer, 1998



Source: TMA



## SMOKING-RELATED DISEASE IMPACT

**Mortality from Cancer, Respiratory and Circulatory Disease, 2000**  
Numbers of deaths/World age-standardized mortality rate per 100,000 population

Disease	Male		Female		Ages	Disease	Male		Female		Ages
	Number	Rate	Number	Rate			Number	Rate	Number	Rate	
Trachea, lung, and bronchus cancer	157	51.8	17	16.7	45+	Ischemic heart disease	-	-	-	-	
Lip, oral cavity, and pharynx cancer	55	15.1	11	9.2	45+	Stroke	-	-	-	-	
Respiratory disease	-	-	-	-		Other diseases of the circulatory system	-	-	-	-	
						All causes	-	-	-	-	

Source: Ferlay, J., Bray, F., Pisani, P. and Parkin, D.M. (2001). *GLOBOCAN 2000: Cancer Incidence, Mortality and Prevalence Worldwide, Version 1.0*. [CD-ROM]. IARC CancerBase No. 5. Lyon: IARC Press. Available at URL: <http://www-dep.iarc.fr/globocan/globocan.html>

## INFRASTRUCTURE FOR TOBACCO CONTROL

### National Tobacco Control Provisions

Tobacco Bans and Restrictions	Not				Tobacco Requirements and Regulations	Not			
	Banned	Restricted	Regulated	Unknown		Required	Regulated	Regulated	Unknown
Advertising in certain media		X			Advertising health warnings/messages	X			
Advertising to certain audiences				X	Age verification for sales				X
Advertising in certain locations				X	Manufacturing licensure				X
Advertisement content or design				X	Package health warning/message	X			
Sponsorship or promotion for certain audiences				X	Label design on packaging		X		
Sponsorship advertising of events				X	Ingredient/constituent information on package label	X			
Brand stretching				X	Amount of tar		X		
Sales to minors			X		Amount of nicotine		X		
Sales by minors				X	Amount of other ingredients/constituents				X
Place of sales				X	Product constituents as confidential information				X
Vending machines				X	Product constituents as public information				X
Free products				X	Constituent disclosure by brand				X
Single cigarette sales				X	Constituent disclosure in the aggregate				X
Misleading information on packaging				X					
Smoking in government buildings (incl. worksites)		X			<b>Other Provisions</b>	<b>Yes</b>	<b>No</b>	<b>Unknown</b>	
Smoking in private worksites				X	National tobacco control committee		X		
Smoking in educational facilities	X				Tobacco control education/promotion			X	
Smoking in health care facilities	X				Anti-smuggling provisions			X	
Smoking on buses			X		Litigation enabling provisions			X	
Smoking on trains			X						
Smoking in taxis			X						
Smoking on ferries			X						
Smoking on domestic air flights				X					
Smoking on international air flights				X					
Smoking in restaurants				X					
Smoking in nightclubs and bars				X					
Smoking in other public places		X							

Refer to Appendix B for more information about national tobacco control provisions.

	Population (millions)			
	1995	2000	2025	2050
All adults, ages 15+	47.244	48.142	51.953	50.104
Female adults	24.343	24.677	26.426	25.611
All youth, ages 0-14	11.362	11.272	9.290	8.829
Female youth	5.536	5.496	4.530	4.304

Source: United Nations Population Division, World Population Prospects 1950-2050 (2000 revision)

Real GDP per capita (PPP), US Dollars	
1975	13441
1980	14670
1985	16055
1990	18667
1995	19840
2000	22461

Source: World Health Report 2002

## SMOKING PREVALENCE

Adult (16 Years & Older), 2001		Youth (15-16 Year Olds), 1999		Physicians	
Males	28	Males	24	Males, 1985	13
Females	26	Females	28	Females, 1997	5.4
		Overall	26		

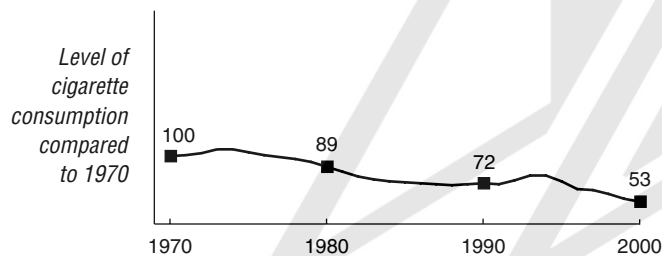
Adult: Current daily smoker; Department of Health - United Kingdom, (2001). *General Household Survey - Great Britain*. Available at URL: <http://www.statistics.gov.uk/lib2001>. Reported in Strong, K. and Bonita, R. (2003). *The SuRF Report 1. Surveillance of Risk Factors related to Noncommunicable Diseases: Current status of global data*. Geneva: WHO.

Youth: Lifetime use of cigarettes, 40 times or more; Hibbell, B., Andersson, B., Ahlström, S., Balakireva, O., Bjarnson, T., Kokkevi, A. and Morgan, M. (2000). *The 1999 ESPAD (European School Survey Project on Alcohol and Drugs) Report*. Stockholm: The Swedish Council for Information on Alcohol and Other Drugs. Available at URL: [http://www.can.se/in\\_english/pdf/espadsurvey.pdf](http://www.can.se/in_english/pdf/espadsurvey.pdf).

Health professional: Daily and occasional smoking; 1985 study of male physicians in collaboration with the National Order of Doctors [*Bulletin de l'Académie Nationale de Médecine* 177(1): 21-34] & 1997 study of female physicians in collaboration with the British Medical Association [Tavistock Square, London: Tobacco Control Resource Center, BMA House].

## TOBACCO ECONOMY

### Annual per capita Consumption, Three Year Moving Average, 1970 = 100



### Annual Cigarette Consumption

Year	Per capita Consumption (cigarette sticks)	Total Consumption (millions of cigarette sticks)
1970	2987	125888
1980	2636	117439
1990	2170	101005
1995	1901	89833
2000	1374	66152

### Annual Tobacco Trade and Agriculture Statistics

	Unit of Measurement	1970	1980	1990	1995	2000
Cigarette imports	sticks in millions	926	2835	15747	17946	7669
Cigarette exports	sticks in millions	20568	41014	40759	83216	80642
Tobacco leaf imports	metric tons	128448	124383	122022	134302	129115
Tobacco leaf exports (% of total exports)	metric tons (%)	2347 (0.02%)	5796 (0.01%)	9108 (0.02%)	7849 (0.01%)	10772 (0.01%)
Cigarette production	sticks in millions	145530	155618	126017	155103	139125
Tobacco leaf production	metric tons	-	-	-	-	-
Land devoted to tobacco growing (% of agricultural land)	hectares (%)	- (-)	- (-)	- (-)	- (-)	- (-)
Employment in tobacco manufacturing	people	40000	36000	13000	9000	-

### Retail Price of 20 Cigarettes with Tax

Type	US \$	Local
Domestic brand	\$6.93	4.44
Foreign brand	\$6.93	4.44

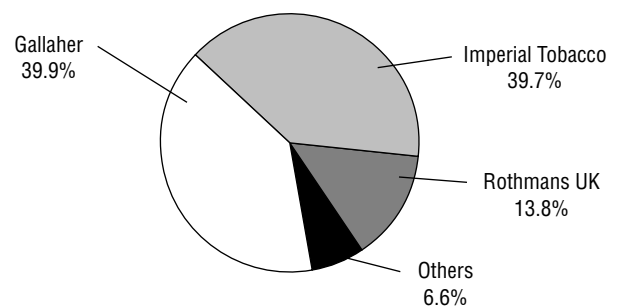
Source: EIU, September 2002

### Cigarette Taxes and Duties

Excise tax	92.25 LCU/1000 cigs
Excise tax	22% of retail price
Sales tax	17.5%

Source: ERC

### Market Share by Cigarette Manufacturer, 2001



Source: ERC

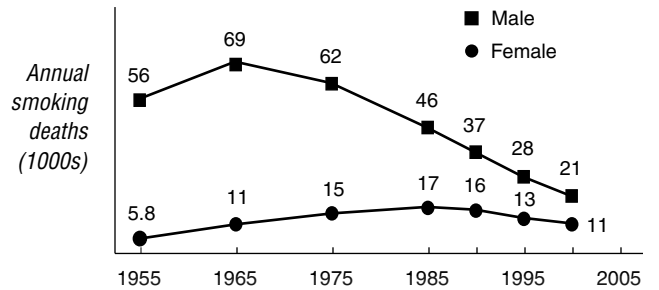
## SMOKING-ATTRIBUTED DISEASE IMPACT

Numbers of Deaths Attributed to Smoking/Total Deaths (thousands), 2000

Cause	Males (by age)			Females (by age)		
	0-34	35-69	70+	0-34	35-69	70+
Lung cancer	-/0.0	7.0/7.9	12/13	-/0.0	3.7/4.7	7.1/8.3
All cancer	-/0.8	10/29	18/49	-/0.8	4.8/25	10/47
Vascular	-/0.6	6.0/31	9.7/82	-/0.4	2.9/14	12/109
Respiratory	-/0.4	3.0/6.9	12/37	-/0.3	2.2/4.8	12/49
All other	-/8.2	1.8/17	2.8/28	-/3.9	1.4/10	5.2/53
All causes	-/10	21/83	42/197	-/5.3	11/54	40/259

Source: Peto, Lopez, et al., 1992, 1994 (update 2003)

Smoking-Attributed Numbers of Deaths per Year, Ages 35-69 Only



## INFRASTRUCTURE FOR TOBACCO CONTROL

### National Tobacco Control Provisions

Tobacco Bans and Restrictions	Not				Tobacco Requirements and Regulations	Not			
	Banned	Restricted	Regulated	Unknown		Required	Regulated	Regulated	Unknown
Advertising in certain media		X			Advertising health warnings/messages			X	
Advertising to certain audiences	X				Age verification for sales				X
Advertising in certain locations		X			Manufacturing licensure			X	
Advertisement content or design				X	Package health warning/message	X			
Sponsorship or promotion for certain audiences			X		Label design on packaging		X		
Sponsorship advertising of events		X			Ingredient/constituent information on package label	X			
Brand stretching			X		Amount of tar		X		
Sales to minors	X				Amount of nicotine		X		
Sales by minors				X	Amount of other ingredients/constituents		X		
Place of sales				X	Product constituents as confidential information				X
Vending machines		X			Product constituents as public information				X
Free products			X		Constituent disclosure by brand				X
Single cigarette sales	X				Constituent disclosure in the aggregate				X
Misleading information on packaging				X					
Smoking in government buildings (incl. worksites)			X						
Smoking in private worksites			X						
Smoking in educational facilities			X						
Smoking in health care facilities			X						
Smoking on buses		X							
Smoking on trains		X							
Smoking in taxis			X						
Smoking on ferries		X							
Smoking on domestic air flights		X							
Smoking on international air flights		X							
Smoking in restaurants			X						
Smoking in nightclubs and bars			X						
Smoking in other public places		X							

Other Provisions	Yes	No	Unknown
National tobacco control committee	X		
Tobacco control education/promotion			X
Anti-smuggling provisions			X
Litigation enabling provisions			X

Refer to Appendix B for more information about national tobacco control provisions.

Population (millions)

	1995	2000	2025	2050
All adults, ages 15+	16.669	19.319	38.673	62.627
Female adults	8.530	9.849	19.433	31.433
All youth, ages 0-14	14.199	15.800	21.722	20.112
Female youth	7.059	7.848	10.750	9.948

Source: United Nations Population Division, World Population Prospects 1950-2050 (2000 revision)

Real GDP per capita (PPP), US Dollars

1975	411
1980	407
1985	365
1990	376
1995	391
2000	417

Source: World Health Report 2002

SMOKING PREVALENCE

Adult (25-64 Year Olds), 1998-1999

Males	23.0
Females	1.3

Youth (10-19 Year Olds)

Males	6.5
Females	4.4
Overall	5.5

Health Professionals

Males	-
Females	-
Overall	-

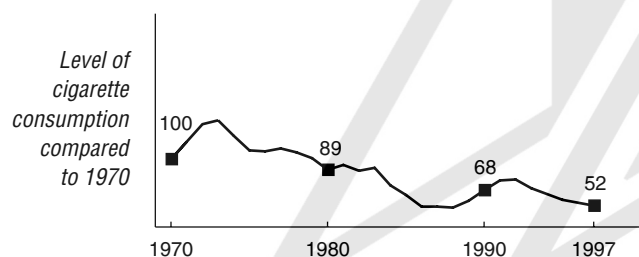
Adult: Current daily smokers in the Temeke District of Dar es Salaam (urban); Bovet, P., Ross, A.G., Gervasoni, J.P., Mkamba, M., Mtasiwa, D.M., Lengeler, C., Whiting, D. and Paccaud, F. (2002). Distribution of blood pressure, body mass index and smoking habits in the urban population of Dar es Salaam, Tanzania, and the associations with socioeconomic status. *International Journal of Epidemiology* 31: 240-247.

Youth: Current smoking in Tanzania (survey year unknown); Kiangi, G. (1995). *Tobacco and alcohol use among adolescents in primary schools in Tanzania: a Ph.D. thesis.* Finland: University of Kuopio.

Health professional: No data available

TOBACCO ECONOMY

Annual per capita Consumption, Three Year Moving Average, 1970 = 100



Annual Cigarette Consumption

Year	Per capita Consumption (cigarette sticks)	Total Consumption (millions of cigarette sticks)
1970	356	2608
1980	371	3659
1990	264	3663
1995	223	3709
1997	170	3010

Annual Tobacco Trade and Agriculture Statistics

	Unit of Measurement	1970	1980	1990	1995	2000
Cigarette imports	sticks in millions	10	0	230	10	14
Cigarette exports	sticks in millions	1	1076	309	-	10
Tobacco leaf imports	metric tons	52	-	-	558	1005
Tobacco leaf exports (% of total exports)	metric tons (%)	7532 (-)	8334 (2.45%)	7067 (-)	17080 (-)	19483 (9.05%)
Cigarette production	sticks in millions	2599	4735	3742	3699	-
Tobacco leaf production	metric tons	11971	16771	16459	22630	37000
Land devoted to tobacco growing (% of agricultural land)	hectares (%)	17500 (0.05%)	27000 (0.07%)	20574 (0.05%)	35104 (0.09%)	44000 (0.11%)
Employment in tobacco manufacturing	people	2471	3271	5008	-	-

Retail Price of 20 Cigarettes with Tax

Type	US \$	Local
MPPC	\$0.80	700.00

Source: TJI, 2001

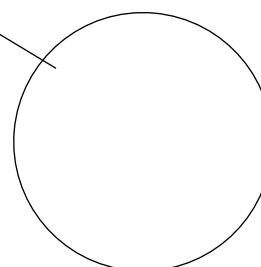
Cigarette Taxes and Duties

Excise tax	3601.5-15435 LCU/1000 cigs
Sales tax	20%
Import duty	25%

Source: TMA

Market Share by Cigarette Manufacturer, 2001

Tanzania Tob. Processing and Marketing Board (RJR/JTI) 100%



Source: TMA

## SMOKING-RELATED DISEASE IMPACT

**Mortality from Cancer, Respiratory and Circulatory Disease, 2000**  
Numbers of deaths/World age-standardized mortality rate per 100,000 population

Disease	Male		Female		Ages	Disease	Male		Female		Ages
	Number	Rate	Number	Rate			Number	Rate	Number	Rate	
Trachea, lung, and bronchus cancer	22	1.2	0	0.0	45+	Ischemic heart disease	-	-	-	-	
Lip, oral cavity, and pharynx cancer	690	43.3	403	21.3	45+	Stroke	-	-	-	-	
Respiratory disease	-	-	-	-		Other diseases of the circulatory system	-	-	-	-	
						All causes	-	-	-	-	

Source: Ferlay, J., Bray, F., Pisani, P. and Parkin, D.M. (2001). *GLOBOCAN 2000: Cancer Incidence, Mortality and Prevalence Worldwide, Version 1.0*. [CD-ROM]. IARC CancerBase No. 5. Lyon: IARC Press. Available at URL: <http://www-dep.iarc.fr/globocan/globocan.html>

## INFRASTRUCTURE FOR TOBACCO CONTROL

### National Tobacco Control Provisions

Tobacco Bans and Restrictions	Not				Tobacco Requirements and Regulations	Not			
	Banned	Restricted	Regulated	Unknown		Required	Regulated	Regulated	Unknown
Advertising in certain media			X		Advertising health warnings/messages	X			
Advertising to certain audiences			X		Age verification for sales			X	
Advertising in certain locations			X		Manufacturing licensure	X			
Advertisement content or design			X		Package health warning/message	X			
Sponsorship or promotion for certain audiences			X		Label design on packaging			X	
Sponsorship advertising of events			X		Ingredient/constituent information on package label			X	
Brand stretching			X		Amount of tar			X	
Sales to minors	X				Amount of nicotine			X	
Sales by minors			X		Amount of other ingredients/constituents			X	
Place of sales		X			Product constituents as confidential information			X	
Vending machines			X		Product constituents as public information			X	
Free products			X		Constituent disclosure by brand			X	
Single cigarette sales			X		Constituent disclosure in the aggregate			X	
Misleading information on packaging			X						
Smoking in government buildings (incl. worksites)			X		<b>Other Provisions</b>	<b>Yes</b>	<b>No</b>	<b>Unknown</b>	
Smoking in private worksites			X		National tobacco control committee			X	
Smoking in educational facilities			X		Tobacco control education/promotion			X	
Smoking in health care facilities		X			Anti-smuggling provisions			X	
Smoking on buses			X		Litigation enabling provisions			X	
Smoking on trains			X						
Smoking in taxis			X						
Smoking on ferries			X						
Smoking on domestic air flights			X						
Smoking on international air flights			X						
Smoking in restaurants		X							
Smoking in nightclubs and bars			X						
Smoking in other public places		X							

Refer to Appendix B for more information about national tobacco control provisions.

	Population (millions)			
	1995	2000	2025	2050
All adults, ages 15+	209.064	221.723	282.504	323.457
Female adults	107.183	113.557	144.487	165.880
All youth, ages 0-14	59.681	61.507	64.318	73.605
Female youth	29.140	30.018	31.356	35.890

Source: United Nations Population Division, World Population Prospects 1950-2050 (2000 revision)

Real GDP per capita (PPP), US Dollars	
1975	20198
1980	22576
1985	24201
1990	26405
1995	27848
2000	31759

Source: World Health Report 2002

**SMOKING PREVALENCE**

Adult (18 Years & Older), 2000		Youth, 2000		Health Professionals, 1991	
Males	25.7	Males	26.0	Physicians	3.3
Females	21	Females	20.1	Registered nurses	18.3
Overall	23.3	Overall	23.1		

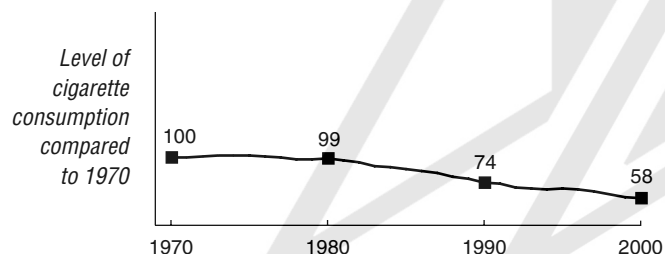
Adult: Current smoker (everday and someday smokers); Troscclair, A., Husten, C., Pederson, L., Dhillon, I. (2002). Cigarette smoking among adults--United States, 2000. *Morbidity and Mortality Weekly Report* 51(29): 642-645.

Youth: (Males and Females) Currently use any tobacco product, grades 6-12; Global Youth Tobacco Survey Collaborative Group. (2002). *United States GYTS Fact Sheet*. Available at URL: [http://www.cdc.gov/Tobacco/global/gyts/GYTS\\_factsheets.htm](http://www.cdc.gov/Tobacco/global/gyts/GYTS_factsheets.htm). (Overall) Currently use any tobacco product, students 13-15 years old; Global Youth Tobacco Survey Collaborative Group. (2002). Special Report: Tobacco use among youth: a cross country comparison. *Tobacco Control* 11: 252-270.

Health professional: Current cigarette smoking (having smoked 100+ cigarettes in lifetime & still smoking at time of survey) measured by National Health Interview Survey; Nelson, D.E., Giovino, G.A., Emont, S.L., Brackbill, R., Cameron, L.L., Peddicord, J. and Mowery, P.D. (1994). Trends in cigarette smoking among US physicians and nurses. *Journal of the American Medical Association* 271(16): 1273-1275.

**TOBACCO ECONOMY**

**Annual per capita Consumption, Three Year Moving Average, 1970 = 100**



**Annual Cigarette Consumption**

Year	Per capita Consumption (cigarette sticks)	Total Consumption (millions of cigarette sticks)
1970	3681	554174
1980	3544	632671
1990	2755	548076
1995	2480	518382
2000	2082	461526

**Annual Tobacco Trade and Agriculture Statistics**

	Unit of Measurement	1970	1980	1990	1995	2000
Cigarette imports	sticks in millions	121	569	2677	3212	15087
Cigarette exports	sticks in millions	29147	81998	164301	231100	148261
Tobacco leaf imports	metric tons	99241	183625	198844	199089	196597
Tobacco leaf exports (% of total exports)	metric tons (%)	234262 (1.16%)	273997 (0.63%)	229813 (0.40%)	210443 (0.26%)	184396 (0.17%)
Cigarette production	sticks in millions	583200	714100	709700	746270	594700
Tobacco leaf production	metric tons	864752	810200	737710	576020	477630
Land devoted to tobacco growing (% of agricultural land)	hectares (%)	363524 (0.08%)	372700 (0.09%)	296760 (0.07%)	268360 (0.06%)	191190 (0.05%)
Employment in tobacco manufacturing	people	71000	58000	41000	31000	-

**Retail Price of 20 Cigarettes with Tax**

Type	US \$	Local
Domestic brand	\$4.08	4.08
Foreign brand	\$4.33	4.33

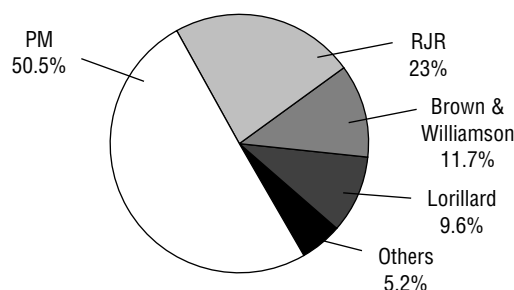
Source: EIU, September 2002

**Cigarette Taxes and Duties**

Excise tax	0.39 US\$/pack federal tax; 0.025-1 US\$/pack state tax
Sales tax	0-7.25%
Import duty	2.3% & 1.05 US\$/kg paper wrap; 0.9% & 0.417 US\$/kg clove; 3.2% & 1.5 US\$/kg other
Imports from Mexico and Canada are duty free	

Source: ERC

**Market Share by Cigarette Manufacturer, 2000**



Source: ERC

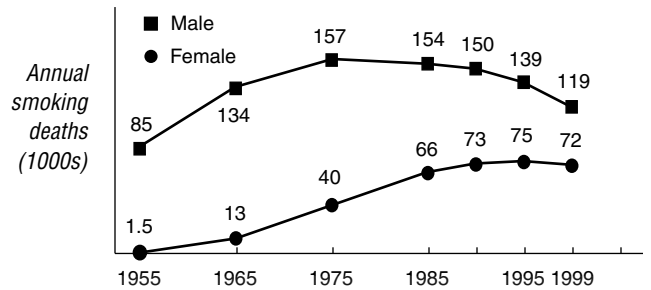
## SMOKING-ATTRIBUTED DISEASE IMPACT

Numbers of Deaths Attributed to Smoking/Total Deaths (thousands), 1999

Cause	Males (by age)			Females (by age)		
	0-34	35-69	70+	0-34	35-69	70+
Lung cancer	-0.1	37/41	44/49	-0.1	22/26	32/36
All cancer	-3.8	52/117	63/165	-3.4	27/102	41/159
Vascular	-4.0	35/133	36/306	-2.6	20/70	55/438
Respiratory	-1.6	13/24	39/86	-1.3	12/20	44/97
All other	-64	19/129	14/142	-31	14/73	25/218
All causes	-74	119/403	152/699	-39	72/265	166/912

Source: Peto, Lopez, et al., 1992, 1994 (update 2003)

Smoking-Attributed Numbers of Deaths per Year, Ages 35-69 Only



## INFRASTRUCTURE FOR TOBACCO CONTROL

National Tobacco Control Provisions

Tobacco Bans and Restrictions	Not				Tobacco Requirements and Regulations	Not			
	Banned	Restricted	Regulated	Unknown		Required	Regulated	Regulated	Unknown
Advertising in certain media		X			Advertising health warnings/messages	X			
Advertising to certain audiences			X		Age verification for sales			X	
Advertising in certain locations			X		Manufacturing licensure				X
Advertisement content or design			X		Package health warning/message	X			
Sponsorship or promotion for certain audiences			X		Label design on packaging		X		
Sponsorship advertising of events			X		Ingredient/constituent information on package label			X	
Brand stretching			X		Amount of tar			X	
Sales to minors			X		Amount of nicotine			X	
Sales by minors			X		Amount of other ingredients/constituents			X	
Place of sales			X		Product constituents as confidential information		X		
Vending machines			X		Product constituents as public information			X	
Free products			X		Constituent disclosure by brand			X	
Single cigarette sales			X		Constituent disclosure in the aggregate			X	
Misleading information on packaging			X						
Smoking in government buildings (incl. worksites)		X							
Smoking in private worksites			X						
Smoking in educational facilities		X							
Smoking in health care facilities		X							
Smoking on buses			X						
Smoking on trains			X						
Smoking in taxis			X						
Smoking on ferries			X						
Smoking on domestic air flights	X								
Smoking on international air flights	X								
Smoking in restaurants			X						
Smoking in nightclubs and bars			X						
Smoking in other public places				X					

Other Provisions	Yes	No	Unknown
National tobacco control committee		X	
Tobacco control education/promotion	X		
Anti-smuggling provisions			X
Litigation enabling provisions		X	

Refer to Appendix B for more information about national tobacco control provisions.

	Population (millions)			
	1995	2000	2025	2050
All adults, ages 15+	2.412	2.510	3.054	3.433
Female adults	1.263	1.313	1.576	1.758
All youth, ages 0-14	0.806	0.827	0.817	0.816
Female youth	0.395	0.405	0.399	0.398

Source: United Nations Population Division, World Population Prospects 1950-2050 (2000 revision)

Real GDP per capita (PPP), US Dollars	
1975	6055
1980	7342
1985	5865
1990	6870
1995	8042
2000	8931

Source: World Health Report 2002

## SMOKING PREVALENCE

Adult (12-64 Years Old), 1998		Youth, 2001		Health Professionals	
Males	61.5	Males	26.2	Medical doctors, 2001	27
Females	39.4	Females	28.8	Nurses, 2000	39
Overall	49.5	Overall	29.9		

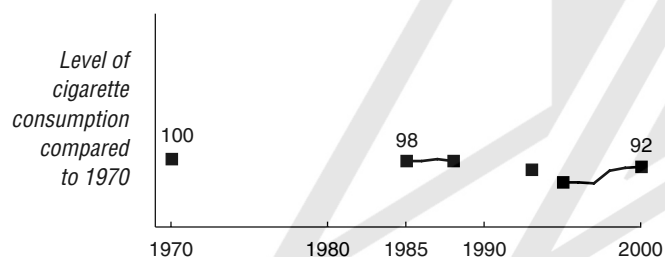
Adult: Any tobacco use during lifetime; *Segunda encuesta nacional de prevalencia del consumo de drogas*. JND 1998-1999. Information provided by WHO PAHO Regional Office (April 29, 2003).

Youth: (Males and Females) Currently use any tobacco product, grades 1-3 in Montevideo; Global Youth Tobacco Survey Collaborative Group. (2002). *Uruguay-Montevideo GYTS Fact Sheet*. Available at URL: [http://www.cdc.gov/Tobacco/global/gyts/GYTS\\_factsheets.htm](http://www.cdc.gov/Tobacco/global/gyts/GYTS_factsheets.htm). (Overall) Currently use any tobacco product, students 13-15 years old in Montevideo; Global Youth Tobacco Survey Collaborative Group. (2002). Special Report: Tobacco use among youth: a cross country comparison. *Tobacco Control 11*: 252-270.

Health professional: Current smoking; (Medical doctors) National survey by Dr. Eduardo Bianco. *El tabaquismo y el habito de fumar en los medicos*. 2001. (Nurses) Survey of emergency room nurses by Dr. Eduardo Bianco. *Analisis del revelamiento de la conducta de fumar en SUAT*, 2000. Information provided by PAHO Regional Office (April 29, 2003).

## TOBACCO ECONOMY

### Annual per capita Consumption, Three Year Moving Average, 1970 = 100



### Annual Cigarette Consumption

Year	Per capita Consumption (cigarette sticks)	Total Consumption (millions of cigarette sticks)
1970	1551	3141
1980	-	-
1990	-	-
1995	1400	3377
2000	1298	3258

### Annual Tobacco Trade and Agriculture Statistics

	Unit of Measurement	1970	1980	1990	1995	2000
Cigarette imports	sticks in millions	20	90	4	1	1
Cigarette exports	sticks in millions	-	0	132	185	7637
Tobacco leaf imports	metric tons	4573	3371	2671	1855	10659
Tobacco leaf exports (% of total exports)	metric tons (%)	- (-)	- (-)	40 (0.00%)	- (-)	- (-)
Cigarette production	sticks in millions	3121	-	2765	3561	10894
Tobacco leaf production	metric tons	411	1392	1860	2500	2800
Land devoted to tobacco growing (% of agricultural land)	hectares (%)	481 (0.00%)	780 (0.01%)	845 (0.01%)	780 (0.01%)	830 (0.01%)
Employment in tobacco manufacturing	people	1000	800	549	468	-

### Retail Price of 20 Cigarettes with Tax

Type	US \$	Local
Domestic brand	\$0.69	21.00
Foreign brand	\$1.82	55.00

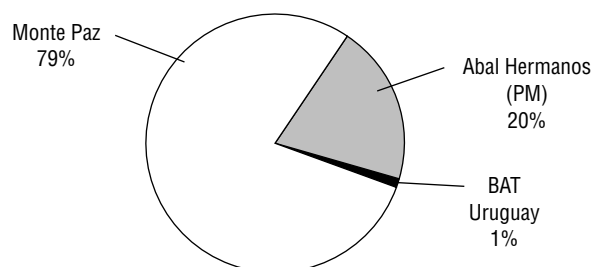
Source: EIU, September 2002

### Cigarette Taxes and Duties

Excise tax	66.5% of retail selling price
Sales tax	23%
Import duty	22.5%
Other import duties	3% and 0.2% of the CIF value

Source: ERC

### Market Share by Cigarette Manufacturer, 2001



Source: Aspectos de la Estructura del Mercado, PAHO



## SMOKING-RELATED DISEASE IMPACT

**Mortality from Cancer, Respiratory and Circulatory Disease, 2000**  
Numbers of deaths/World age-standardized mortality rate per 100,000 population

Disease	Male		Female		Ages	Disease	Male		Female		Ages
	Number	Rate	Number	Rate			Number	Rate	Number	Rate	
Trachea, lung, and bronchus cancer	1001	139.3	162	17.3	35+	Ischemic heart disease	1668	237.6	1293	114.3	35+
Lip, oral cavity, and pharynx cancer	106	15.5	29	3.0	35+	Stroke	1569	226.8	2119	186.3	35+
Respiratory disease	729	105.1	193	17.5	35+	Other diseases of the circulatory system	1253	182.5	1376	116.5	35+
						All causes	30110	4352.2	26698	2474.0	35+

Source: World Health Organization. (2003). *WHO Mortality Database*. Geneva: WHO.

## INFRASTRUCTURE FOR TOBACCO CONTROL

### National Tobacco Control Provisions

Tobacco Bans and Restrictions	Not				Tobacco Requirements and Regulations	Not			
	Banned	Restricted	Regulated	Unknown		Required	Regulated	Regulated	Unknown
Advertising in certain media			X		Advertising health warnings/messages	X			
Advertising to certain audiences				X	Age verification for sales				X
Advertising in certain locations		X			Manufacturing licensure	X			
Advertisement content or design				X	Package health warning/message	X			
Sponsorship or promotion for certain audiences				X	Label design on packaging		X		
Sponsorship advertising of events			X		Ingredient/constituent information on package label	X			
Brand stretching			X		Amount of tar			X	
Sales to minors	X				Amount of nicotine			X	
Sales by minors			X		Amount of other ingredients/constituents			X	
Place of sales		X			Product constituents as confidential information		X		
Vending machines			X		Product constituents as public information		X		
Free products			X		Constituent disclosure by brand		X		
Single cigarette sales	X				Constituent disclosure in the aggregate		X		
Misleading information on packaging				X					
Smoking in government buildings (incl. worksites)		X							
Smoking in private worksites		X							
Smoking in educational facilities				X					
Smoking in health care facilities				X					
Smoking on buses	X				<b>Other Provisions</b>	<b>Yes</b>	<b>No</b>	<b>Unknown</b>	
Smoking on trains		X			National tobacco control committee	X			
Smoking in taxis	X				Tobacco control education/promotion	X			
Smoking on ferries				X	Anti-smuggling provisions			X	
Smoking on domestic air flights	X				Litigation enabling provisions		X		
Smoking on international air flights	X								
Smoking in restaurants		X							
Smoking in nightclubs and bars		X							
Smoking in other public places				X					

Refer to Appendix B for more information about national tobacco control provisions.

Population (millions)

	1995	2000	2025	2050
All adults, ages 15+	13.735	15.859	25.863	32.452
Female adults	7.031	8.091	13.084	16.471
All youth, ages 0-14	9.050	9.022	8.340	8.060
Female youth	4.458	4.433	4.079	3.944

Source: United Nations Population Division, World Population Prospects 1950-2050 (2000 revision)

Real GDP per capita (PPP), US Dollars

1975	2238
1980	2755
1985	3040
1990	2732
1995	2077
2000	2329

Source: World Health Report 2002

SMOKING PREVALENCE

Adult (15 Years & Older), 1991		Young Adult (15-19 Year Olds), 1989		Health Professionals	
Males	40	Males	22.5	Males	-
Females	1	Females	0.6	Females	-
Overall	20			Overall	-

Adult: Regular daily smoking; Piha, T., Besselink, E. and Lopez, A.D. (1993). Tobacco or health. *World Health Statistics Quarterly* 46(3): 188-194.

Youth: Smoking at time of survey among Uzbek nationals; World Health Organization. (1997). *Tobacco or health: a global status report*. Geneva: WHO.

Health professional: No data available

TOBACCO ECONOMY

Annual per capita Consumption, Three Year Moving Average, 1992 = 100



Annual Cigarette Consumption

Year	Per capita Consumption (cigarette sticks)	Total Consumption (millions of cigarette sticks)
1970	-	-
1980	-	-
1990	-	-
1995	609	8367
2000	361	5721

Annual Tobacco Trade and Agriculture Statistics

	Unit of Measurement	1970	1980	1990	1995	2000
Cigarette imports	sticks in millions	-	-	-	5625	753
Cigarette exports	sticks in millions	-	-	-	-	2800
Tobacco leaf imports	metric tons	-	-	-	-	4500
Tobacco leaf exports (% of total exports)	metric tons (%)	- (-)	- (-)	- (-)	12450 (-)	16500 (-)
Cigarette production	sticks in millions	-	4148	4370	2742	7768
Tobacco leaf production	metric tons	-	-	-	17400	19000
Land devoted to tobacco growing (% of agricultural land)	hectares (%)	- (-)	- (-)	- (-)	8300 (0.03%)	6700 (0.02%)
Employment in tobacco manufacturing	people	-	-	-	-	-

Retail Price of 20 Cigarettes with Tax

Type	US \$	Local
Domestic brand	-	-
Foreign brand	\$1.55	1,675.00

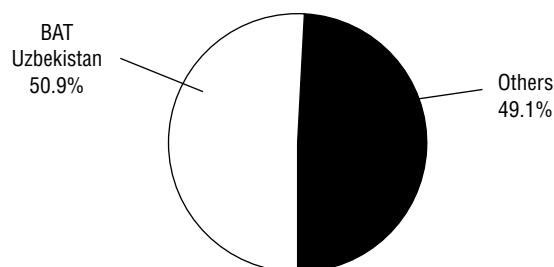
Source: EIU, September 2002

Cigarette Taxes and Duties

Excise tax	60%
Excise tax	45% filter cigs in soft packs; 38% filter cigs in hard packs
Sales tax	20%
Import duty	30% (min 3 US\$/1000 cigs)

Source: ERC

Market Share by Cigarette Manufacturer, 2000



Source: ERC

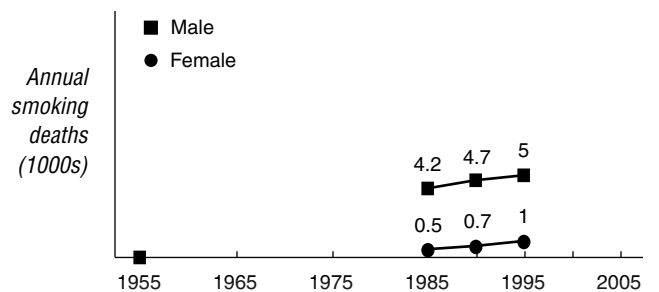
## SMOKING-ATTRIBUTED DISEASE IMPACT

Numbers of Deaths Attributed to Smoking/Total Deaths (thousands), 1998

Cause	Males (by age)			Females (by age)		
	0-34	35-69	70+	0-34	35-69	70+
Lung cancer	-/0.0	0.5/0.6	0.1/0.1	-/0.0	0.0/0.2	0.0/0.1
All cancer	-/0.7	0.8/3.4	0.1/1.0	-/0.6	0.0/2.8	0.0/1.1
Vascular	-/0.9	1.6/16	0.2/15	-/0.8	0.1/12	0.0/25
Respiratory	-/7.6	0.8/2.2	0.2/1.3	-/6.1	0.1/1.7	0.0/1.7
All other	-/12	0.6/10	0.0/2.1	-/7.6	0.0/5.5	0.0/3.1
All causes	-/21	3.8/32	0.5/20	-/15	0.2/22	0.0/31

Source: Peto, Lopez, et al., 1992, 1994 (update 2003)

Smoking-Attributed Numbers of Deaths per Year, Ages 35-69 Only



## INFRASTRUCTURE FOR TOBACCO CONTROL

### National Tobacco Control Provisions

Tobacco Bans and Restrictions	Not				Tobacco Requirements and Regulations	Not			
	Banned	Restricted	Regulated	Unknown		Required	Regulated	Regulated	Unknown
Advertising in certain media		X			Advertising health warnings/messages	X			
Advertising to certain audiences		X			Age verification for sales				X
Advertising in certain locations		X			Manufacturing licensure			X	
Advertisement content or design				X	Package health warning/message	X			
Sponsorship or promotion for certain audiences			X		Label design on packaging		X		
Sponsorship advertising of events				X	Ingredient/constituent information on package label				X
Brand stretching		X			Amount of tar			X	
Sales to minors			X		Amount of nicotine			X	
Sales by minors				X	Amount of other ingredients/constituents			X	
Place of sales				X	Product constituents as confidential information				X
Vending machines			X		Product constituents as public information				X
Free products			X		Constituent disclosure by brand				X
Single cigarette sales			X		Constituent disclosure in the aggregate				X
Misleading information on packaging				X					
Smoking in government buildings (incl. worksites)			X						
Smoking in private worksites			X						
Smoking in educational facilities		X							
Smoking in health care facilities		X							
Smoking on buses		X							
Smoking on trains			X						
Smoking in taxis			X						
Smoking on ferries	N/A								
Smoking on domestic air flights	X								
Smoking on international air flights	X								
Smoking in restaurants			X						
Smoking in nightclubs and bars			X						
Smoking in other public places		X							

Other Provisions	Yes	No	Unknown
National tobacco control committee		X	
Tobacco control education/promotion			X
Anti-smuggling provisions			X
Litigation enabling provisions			X

Refer to Appendix B for more information about national tobacco control provisions.

	Population (millions)			
	1995	2000	2025	2050
All adults, ages 15+	0.097	0.114	0.232	0.357
Female adults	0.048	0.056	0.114	0.175
All youth, ages 0-14	0.075	0.083	0.111	0.105
Female youth	0.036	0.040	0.053	0.051

Source: United Nations Population Division, World Population Prospects 1950-2050 (2000 revision)

Real GDP per capita (PPP), US Dollars	
1975	2297
1980	2162
1985	2897
1990	2745
1995	2974
2000	2938

Source: World Health Report 2002

## SMOKING PREVALENCE

Adult (15 Years & Older), 1998		Youth (12-18 Year Olds), 1988		Health Professionals	
Males	49	Males	58.2	Males	-
Females	5	Females	17.7	Females	-
				Overall	-

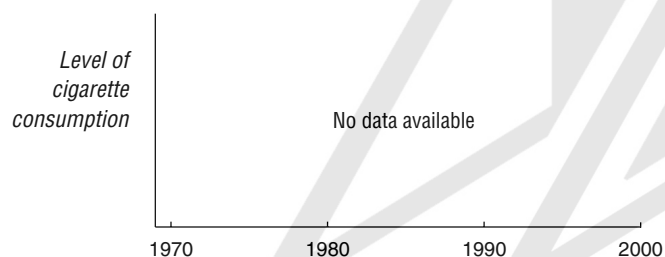
Adult: 1998 National Noncommunicable Diseases Survey. Reported in *WHO WPRO Country Profiles, Tobacco or Health 2000*. Available at URL: <http://www.wpro.who.int>.

Youth: Smoking in Port Villa; 1988 Vanuatu Youth People's Project. Reported in *WHO WPRO Country Profiles, Tobacco or Health, 2000*. Available at URL: <http://www.wpro.who.int>.

Health professional: No data available

## TOBACCO ECONOMY

### Annual per capita Consumption, Three Year Moving Average



### Annual Cigarette Consumption

Year	Per capita Consumption (cigarette sticks)	Total Consumption (millions of cigarette sticks)
1970	-	-
1980	-	-
1990	-	-
1995	-	-
2000	-	-

### Annual Tobacco Trade and Agriculture Statistics

	Unit of Measurement	1970	1980	1990	1995	2000
Cigarette imports	sticks in millions	35	33	30	21	55
Cigarette exports	sticks in millions	-	-	-	-	-
Tobacco leaf imports	metric tons	-	-	-	-	-
Tobacco leaf exports (% of total exports)	metric tons (%)	- (-)	- (-)	- (-)	- (-)	- (-)
Cigarette production	sticks in millions	-	-	-	-	-
Tobacco leaf production	metric tons	-	-	-	-	-
Land devoted to tobacco growing (% of agricultural land)	hectares (%)	- (-)	- (-)	- (-)	- (-)	- (-)
Employment in tobacco manufacturing	people	-	-	-	-	-

### Retail Price of 20 Cigarettes with Tax

Type	US \$	Local
Domestic brand	-	-
Foreign brand	-	-

Source: No data available

### Cigarette Taxes and Duties

Excise tax	-
Sales tax	-
Import duty	-

Source: No data available

### Market Share by Cigarette Manufacturer



## SMOKING-RELATED DISEASE IMPACT

**Mortality from Cancer, Respiratory and Circulatory Disease, 2000**  
Numbers of deaths/World age-standardized mortality rate per 100,000 population

Disease	Male		Female		Ages	Disease	Male		Female		Ages
	Number	Rate	Number	Rate			Number	Rate	Number	Rate	
Trachea, lung, and bronchus cancer	13	96.4	4	30.5	45+	Ischemic heart disease	-	-	-	-	
Lip, oral cavity, and pharynx cancer	3	21.2	2	16.4	45+	Stroke	-	-	-	-	
Respiratory disease	-	-	-	-		Other diseases of the circulatory system	-	-	-	-	
						All causes	-	-	-	-	

Source: Ferlay, J., Bray, F., Pisani, P. and Parkin, D.M. (2001). *GLOBOCAN 2000: Cancer Incidence, Mortality and Prevalence Worldwide, Version 1.0*. [CD-ROM]. IARC CancerBase No. 5. Lyon: IARC Press. Available at URL: <http://www-dep.iarc.fr/globocan/globocan.html>

## INFRASTRUCTURE FOR TOBACCO CONTROL

### National Tobacco Control Provisions

Tobacco Bans and Restrictions	Not				Tobacco Requirements and Regulations	Not			
	Banned	Restricted	Regulated	Unknown		Required	Regulated	Regulated	Unknown
Advertising in certain media	X				Advertising health warnings/messages	N/A			
Advertising to certain audiences	X				Age verification for sales				X
Advertising in certain locations	X				Manufacturing licensure				X
Advertisement content or design	N/A				Package health warning/message	X			
Sponsorship or promotion for certain audiences				X	Label design on packaging				X
Sponsorship advertising of events				X	Ingredient/constituent information on package label				X
Brand stretching				X	Amount of tar		X		
Sales to minors			X		Amount of nicotine		X		
Sales by minors				X	Amount of other ingredients/constituents				X
Place of sales				X	Product constituents as confidential information				X
Vending machines				X	Product constituents as public information				X
Free products				X	Constituent disclosure by brand				X
Single cigarette sales				X	Constituent disclosure in the aggregate				X
Misleading information on packaging				X					
Smoking in government buildings (incl. worksites)		X			<b>Other Provisions</b>	<b>Yes</b>	<b>No</b>	<b>Unknown</b>	
Smoking in private worksites	X				National tobacco control committee			X	
Smoking in educational facilities				X	Tobacco control education/promotion			X	
Smoking in health care facilities		X			Anti-smuggling provisions			X	
Smoking on buses				X	Litigation enabling provisions			X	
Smoking on trains				X					
Smoking in taxis				X					
Smoking on ferries				X					
Smoking on domestic air flights	X								
Smoking on international air flights	X								
Smoking in restaurants				X					
Smoking in nightclubs and bars				X					
Smoking in other public places				X					

Refer to Appendix B for more information about national tobacco control provisions.

	Population (millions)			
	1995	2000	2025	2050
All adults, ages 15+	13.930	15.943	26.344	33.618
Female adults	6.965	7.982	13.261	17.039
All youth, ages 0-14	7.915	8.227	8.431	8.534
Female youth	3.877	4.027	4.121	4.167

Source: United Nations Population Division, World Population Prospects 1950-2050 (2000 revision)

Real GDP per capita (PPP), US Dollars	
1975	6647
1980	6605
1985	5446
1990	5439
1995	5752
2000	5322

Source: World Health Report 2002

## SMOKING PREVALENCE

Adult (15 Years & Older), 1996		Youth, 1999		Health Science Students	
Males	37.4	Males	15.4	Males	18.5
Females	23.8	Females	12.3	Females	10
Overall	30.6	Overall	14.8	Overall	10.8

Adult: Current smoking by national survey; Fundación antitabaquica de Venezuela. *Estudio de las Características del Hábito de fumar en Venezuela*. Information provided by WHO PAHO Regional Office (April 29, 2003).

Youth: (Males and Females) Currently use any tobacco product, grades 6-9; Global Youth Tobacco Survey Collaborative Group. (2002). *Venezuela GYTS Fact Sheet* Available at URL: [http://www.cdc.gov/Tobacco/global/gyts/GYTS\\_factsheets.htm](http://www.cdc.gov/Tobacco/global/gyts/GYTS_factsheets.htm) (Overall) Currently use any tobacco product, students 13-15 years old; Global Youth Tobacco Survey Collaborative Group. (2002). Special Report: Tobacco use among youth: a cross country comparison. *Tobacco Control* 11: 252-270.

Health professional: Smoking among medical and nursing students in Lara State; Flores-Finizola, A., Granero, R., Linfa-Homes, G. and Benitez, E. (2000). Gender influence and major determinants of tobacco addiction among health science students in Lara State, Venezuela. *CVD Prevention: Journal of the World Heart Federation* 3(1): 59-63.

## TOBACCO ECONOMY

### Annual per capita Consumption, Three Year Moving Average, 1990 = 100



### Annual Cigarette Consumption

Year	Per capita Consumption (cigarette sticks)	Total Consumption (millions of cigarette sticks)
1970	-	-
1980	-	-
1990	1418	17105
1995	1145	15954
2000	-	-

### Annual Tobacco Trade and Agriculture Statistics

	Unit of Measurement	1970	1980	1990	1995	2000
Cigarette imports	sticks in millions	8	427	31	45	84
Cigarette exports	sticks in millions	-	539	6486	11897	4798
Tobacco leaf imports	metric tons	46	334	317	8678	10589
Tobacco leaf exports (% of total exports)	metric tons (%)	419 (0.01%)	454 (0.00%)	823 (0.01%)	491 (0.00%)	283 (0.00%)
Cigarette production	sticks in millions	10463	21300	23560	27806	-
Tobacco leaf production	metric tons	11912	13131	14550	14751	8755
Land devoted to tobacco growing (% of agricultural land)	hectares (%)	9456 (0.05%)	8886 (0.04%)	9009 (0.04%)	8287 (0.04%)	5362 (0.02%)
Employment in tobacco manufacturing	people	2600	4430	3300	2861	-

### Retail Price of 20 Cigarettes with Tax

Type	US \$	Local
Domestic brand	-	1,250.00
Foreign brand	-	1,400.00

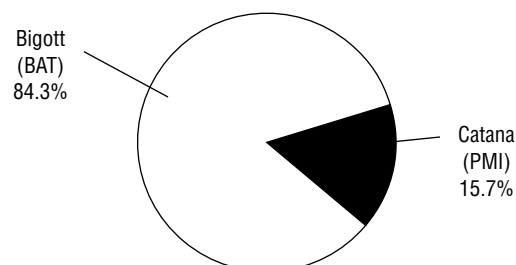
Source: EIU, September 2002

### Cigarette Taxes and Duties

Sales tax	50% of retail price
Sales tax	14.5% of wholesale price
Import duty	20%
Other import duties	1%

Source: ERC

### Market Share by Cigarette Manufacturer, 2000



Source: ERC

## SMOKING-RELATED DISEASE IMPACT

**Mortality from Cancer, Respiratory and Circulatory Disease, 2000**  
Numbers of deaths/World age-standardized mortality rate per 100,000 population

Disease	Male		Female		Ages	Disease	Male		Female		Ages
	Number	Rate	Number	Rate			Number	Rate	Number	Rate	
Trachea, lung, and bronchus cancer	1281	59.2	786	31.8	35+	Ischemic heart disease	9136	468.2	6236	283.0	35+
Lip, oral cavity, and pharynx cancer	165	7.9	80	3.4	35+	Stroke	3953	216.5	4031	184.5	35+
Respiratory disease	1235	71.8	977	45.8	35+	Other diseases of the circulatory system	1853	106.4	1671	79.0	35+
						All causes	86234	4267.6	66088	2896.1	35+

Source: World Health Organization. (2003). *WHO Mortality Database*. Geneva: WHO.

## INFRASTRUCTURE FOR TOBACCO CONTROL

### National Tobacco Control Provisions

Tobacco Bans and Restrictions	Not				Tobacco Requirements and Regulations	Not			
	Banned	Restricted	Regulated	Unknown		Required	Regulated	Regulated	Unknown
Advertising in certain media		X			Advertising health warnings/messages	X			
Advertising to certain audiences				X	Age verification for sales				X
Advertising in certain locations		X			Manufacturing licensure	X			
Advertisement content or design		X			Package health warning/message	X			
Sponsorship or promotion for certain audiences				X	Label design on packaging		X		
Sponsorship advertising of events	X				Ingredient/constituent information on package label			X	
Brand stretching			X		Amount of tar			X	
Sales to minors	X				Amount of nicotine			X	
Sales by minors				X	Amount of other ingredients/constituents			X	
Place of sales		X			Product constituents as confidential information				X
Vending machines			X		Product constituents as public information				X
Free products			X		Constituent disclosure by brand				X
Single cigarette sales			X		Constituent disclosure in the aggregate				X
Misleading information on packaging				X					
Smoking in government buildings (incl. worksites)				X					
Smoking in private worksites			X						
Smoking in educational facilities	X								
Smoking in health care facilities	X								
Smoking on buses	X								
Smoking on trains	X								
Smoking in taxis	X								
Smoking on ferries	X								
Smoking on domestic air flights	X								
Smoking on international air flights	X								
Smoking in restaurants		X							
Smoking in nightclubs and bars			X						
Smoking in other public places		X							

Other Provisions	Yes	No	Unknown
National tobacco control committee	X		
Tobacco control education/promotion	X		
Anti-smuggling provisions			X
Litigation enabling provisions	X		

Refer to Appendix B for more information about national tobacco control provisions.

## Population (millions)

	1995	2000	2025	2050
All adults, ages 15+	45.937	52.067	80.309	99.231
Female adults	23.282	26.361	40.643	50.482
All youth, ages 0-14	26.904	26.070	25.179	24.551
Female youth	13.254	12.838	12.357	12.010

Source: United Nations Population Division, World Population Prospects 1950-2050 (2000 revision)

## Real GDP per capita (PPP), US Dollars

	1975	1980	1985	1990	1995	2000
	964	909	1129	1249	1679	2188

Source: World Health Report 2002

## SMOKING PREVALENCE

## Adult, 1997-1998

Males	50.7
Females	3.5
Overall	25.7

## Youth (15 Year Olds), 1995

Males	20
-------	----

## Health Workers

Males	41.6
Females	1.3

Adult: Smoking data from the Second Vietnam Living Standard Survey, 1997-1998; Southeast Asia Tobacco Control Alliance and ASH Thailand. *Tobacco Country Profile: Vietnam*. Available at URL: <http://www.tobaccofreeasia.net>.Youth: Current smoking; Jenkins, C.N., Dai, P.X., Ngoc, D.H., Kinh, H.V., Hoang, T.T., Bales, S., Stewart, S. and McPhee, S.J. (1997). Tobacco use in Vietnam: prevalence, predictors, and the role of the transnational tobacco corporations. *Journal of the American Medical Association* 277(21): 1726-1731.Health professional: Tobacco product use in health occupations (survey year unknown); Southeast Asia Tobacco Control Alliance and ASH Thailand. *Tobacco Country Profile: Vietnam*. Available at URL: <http://www.tobaccofreeasia.net>.

## TOBACCO ECONOMY

## Annual per capita Consumption, Three Year Moving Average, 1992 = 100



## Annual Cigarette Consumption

Year	Per capita Consumption (cigarette sticks)	Total Consumption (millions of cigarette sticks)
1970	-	-
1980	-	-
1990	-	-
1995	1466	67362
1999	1025	52060

## Annual Tobacco Trade and Agriculture Statistics

	Unit of Measurement	1970	1980	1990	1995	2000
Cigarette imports	sticks in millions	-	-	90	24546	17200
Cigarette exports	sticks in millions	-	-	-	124	120
Tobacco leaf imports	metric tons	2755	-	1400	5600	27589
Tobacco leaf exports (% of total exports)	metric tons (%)	- (-)	- (-)	- (-)	500 (-)	1550 (-)
Cigarette production	sticks in millions	-	7920	25000	42940	-
Tobacco leaf production	metric tons	14500	25530	21827	27700	27100
Land devoted to tobacco growing (% of agricultural land)	hectares (%)	19900 (0.31%)	30480 (0.44%)	26478 (0.39%)	27700 (0.39%)	24400 (0.31%)
Employment in tobacco manufacturing	people	-	-	-	-	-

## Retail Price of 20 Cigarettes with Tax

Type	US \$	Local
Domestic brand	\$0.64	9,750.00
Foreign brand	\$0.69	10,500.00

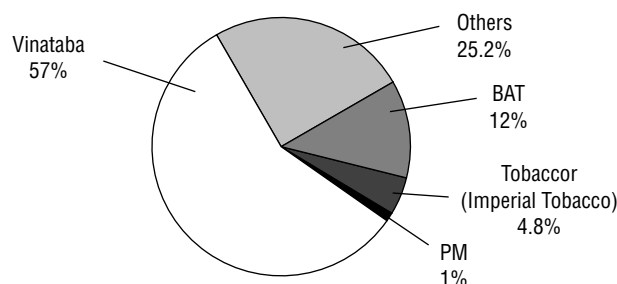
Source: EIU, September 2002

## Cigarette Taxes and Duties

Excise tax	65% filter cigs – imported material; 45% filter cigs – local materials; 25% plain cigs
Sales tax	10%
Import duty	100%

Source: ERC

## Market Share by Cigarette Manufacturer, 2000



Source: ERC



## SMOKING-RELATED DISEASE IMPACT

**Mortality from Cancer, Respiratory and Circulatory Disease, 2000**  
Numbers of deaths/World age-standardized mortality rate per 100,000 population

Disease	Male		Female		Ages	Disease	Male		Female		Ages
	Number	Rate	Number	Rate			Number	Rate	Number	Rate	
Trachea, lung, and bronchus cancer	5770	99.9	1626	20.9	45+	Ischemic heart disease	-	-	-	-	
Lip, oral cavity, and pharynx cancer	1791	31.3	1028	13.3	45+	Stroke	-	-	-	-	
Respiratory disease	-	-	-	-		Other diseases of the circulatory system	-	-	-	-	
						All causes	-	-	-	-	

Source: Ferlay, J., Bray, F., Pisani, P. and Parkin, D.M. (2001). *GLOBOCAN 2000: Cancer Incidence, Mortality and Prevalence Worldwide, Version 1.0*. [CD-ROM]. IARC CancerBase No. 5. Lyon: IARC Press. Available at URL: <http://www-dep.iarc.fr/globocan/globocan.html>

## INFRASTRUCTURE FOR TOBACCO CONTROL

### National Tobacco Control Provisions

Tobacco Bans and Restrictions	Not				Tobacco Requirements and Regulations	Not			
	Banned	Restricted	Regulated	Unknown		Required	Regulated	Regulated	Unknown
Advertising in certain media	X				Advertising health warnings/messages	N/A			
Advertising to certain audiences	X				Age verification for sales				X
Advertising in certain locations	X				Manufacturing licensure				X
Advertisement content or design	N/A				Package health warning/message			X	
Sponsorship or promotion for certain audiences	X				Label design on packaging		X		
Sponsorship advertising of events	X				Ingredient/constituent information on package label			X	
Brand stretching			X		Amount of tar			X	
Sales to minors	X				Amount of nicotine			X	
Sales by minors				X	Amount of other ingredients/constituents			X	
Place of sales		X			Product constituents as confidential information				X
Vending machines	X				Product constituents as public information				X
Free products		X			Constituent disclosure by brand				X
Single cigarette sales			X		Constituent disclosure in the aggregate				X
Misleading information on packaging				X					
Smoking in government buildings (incl. worksites)	X				<b>Other Provisions</b>	<b>Yes</b>	<b>No</b>	<b>Unknown</b>	
Smoking in private worksites		X			National tobacco control committee	X			
Smoking in educational facilities				X	Tobacco control education/promotion			X	
Smoking in health care facilities	X				Anti-smuggling provisions			X	
Smoking on buses	X				Litigation enabling provisions			X	
Smoking on trains	X								
Smoking in taxis				X					
Smoking on ferries				X					
Smoking on domestic air flights	X								
Smoking on international air flights			X						
Smoking in restaurants				X					
Smoking in nightclubs and bars				X					
Smoking in other public places		X							

Refer to Appendix B for more information about national tobacco control provisions.

	Population (millions)			
	1995	2000	2025	2050
All adults, ages 15+	1.431	1.709	4.335	8.663
Female adults	0.711	0.845	2.133	4.282
All youth, ages 0-14	1.204	1.482	2.810	3.158
Female youth	0.586	0.724	1.374	1.542

Source: United Nations Population Division, World Population Prospects 1950-2050 (2000 revision)

Real GDP per capita (PPP), US Dollars	
1975	-
1980	-
1985	-
1990	-
1995	-
2000	-

Source: No data available

## SMOKING PREVALENCE

Adult, 1997		Youth, 2001		Health Professionals, 1999	
Males	40.7	Males	31.8	Males	40.7
Females	3.2	Females	8.3	Females	7.7
		Overall	17.9	Overall	26.4

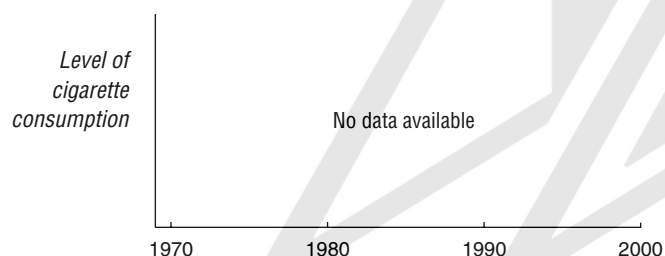
Adult: Smoking data from the Palestine Central Bureau of Statistics; Reported in *Country Profiles on Tobacco Control in the Eastern Mediterranean Region*. Available at URL: <http://www.emro.who.int/TFI/CountryProfile.htm>.

Youth: (Males and Females) Currently use any tobacco product, grades 8-10, West Bank; Global Youth Tobacco Survey Collaborative Group. (2002). *Gaza Strip/West Bank (West Bank) GYTS Fact Sheet*. Available at URL: [http://www.cdc.gov/Tobacco/global/gyts/GYTS\\_factsheets.htm](http://www.cdc.gov/Tobacco/global/gyts/GYTS_factsheets.htm). (Overall) Currently use any tobacco product, students 13-15 years old in Middle West Bank; Global Youth Tobacco Survey Collaborative Group. (2002). Special Report: Tobacco use among youth: a cross country comparison. *Tobacco Control 11*: 252-270.

Health professional: Daily smoking among doctors, nurses, lab technicians and administrators (average age 30-49 years) in all of the West Bank's nine health districts; Preventive Medicine Department, Palestinian National Authority Ministry of Health. (1999). *Survey of smoking habits at the workplace among employees of the Primary Health Care Directorate*. Ramallah: Author. Information provided by Dr. Nadim Toubassi, Director of Primary health Care and Public Health Directorate (January 26, 2000).

## TOBACCO ECONOMY

### Annual per capita Consumption, Three Year Moving Average



### Annual Cigarette Consumption

Year	Per capita Consumption (cigarette sticks)	Total Consumption (millions of cigarette sticks)
1970	-	-
1980	-	-
1990	-	-
1995	-	-
2000	-	-

### Annual Tobacco Trade and Agriculture Statistics

	Unit of Measurement	1970	1980	1990	1995	2000
Cigarette imports	sticks in millions	-	-	-	-	-
Cigarette exports	sticks in millions	-	-	-	-	-
Tobacco leaf imports	metric tons	-	-	-	-	-
Tobacco leaf exports (% of total exports)	metric tons (%)	- (-)	- (-)	- (-)	- (-)	- (-)
Cigarette production	sticks in millions	-	-	-	-	-
Tobacco leaf production	metric tons	-	-	-	-	-
Land devoted to tobacco growing (% of agricultural land)	hectares (%)	- (-)	- (-)	- (-)	- (-)	- (-)
Employment in tobacco manufacturing	people	-	-	-	-	-

### Retail Price of 20 Cigarettes with Tax

Type	US \$	Local
Domestic brand	-	-
Foreign brand	-	-

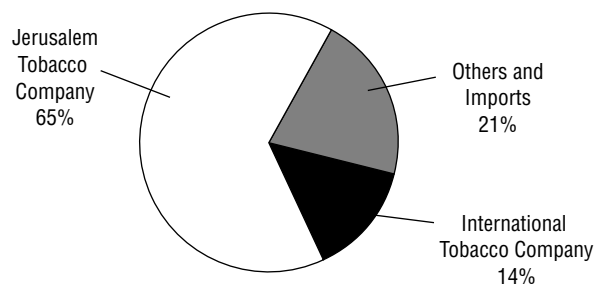
Source: No data available

### Cigarette Taxes and Duties

Excise tax	-
Sales tax	-
Import duty	-

Source: No data available

### Market Share by Cigarette Manufacturer, 1997



Source: ERC 1999

## SMOKING-RELATED DISEASE IMPACT

**Mortality from Cancer, Respiratory and Circulatory Disease**  
Numbers of deaths/World age-standardized mortality rate per 100,000 population

<i>Disease</i>	<i>Male</i>		<i>Female</i>		<i>Ages</i>	<i>Disease</i>	<i>Male</i>		<i>Female</i>		<i>Ages</i>
	<i>Number</i>	<i>Rate</i>	<i>Number</i>	<i>Rate</i>			<i>Number</i>	<i>Rate</i>	<i>Number</i>	<i>Rate</i>	
Trachea, lung, and bronchus cancer	-	-	-	-		Ischemic heart disease	-	-	-	-	
Lip, oral cavity, and pharynx cancer	-	-	-	-		Stroke	-	-	-	-	
Respiratory disease	-	-	-	-		Other diseases of the circulatory system	-	-	-	-	
						All causes	-	-	-	-	

Source: No data available

## INFRASTRUCTURE FOR TOBACCO CONTROL

### National Tobacco Control Provisions

<i>Tobacco Bans and Restrictions</i>	<i>Not</i>				<i>Tobacco Requirements and Regulations</i>	<i>Not</i>			
	<i>Banned</i>	<i>Restricted</i>	<i>Regulated</i>	<i>Unknown</i>		<i>Required</i>	<i>Regulated</i>	<i>Regulated</i>	<i>Unknown</i>
Advertising in certain media	X				Advertising health warnings/messages				X
Advertising to certain audiences				X	Age verification for sales				X
Advertising in certain locations				X	Manufacturing licensure				X
Advertisement content or design				X	Package health warning/message	X			
Sponsorship or promotion for certain audiences	X				Label design on packaging		X		
Sponsorship advertising of events				X	Ingredient/constituent information on package label				X
Brand stretching				X	Amount of tar				X
Sales to minors			X		Amount of nicotine				X
Sales by minors				X	Amount of other ingredients/constituents				X
Place of sales				X	Product constituents as confidential information				X
Vending machines				X	Product constituents as public information				X
Free products				X	Constituent disclosure by brand				X
Single cigarette sales				X	Constituent disclosure in the aggregate				X
Misleading information on packaging				X					
Smoking in government buildings (incl. worksites)				X	<b>Other Provisions</b>	<b>Yes</b>	<b>No</b>	<b>Unknown</b>	
Smoking in private worksites				X	National tobacco control committee	X			
Smoking in educational facilities	X				Tobacco control education/promotion			X	
Smoking in health care facilities	X				Anti-smuggling provisions			X	
Smoking on buses	X				Litigation enabling provisions			X	
Smoking on trains	X								
Smoking in taxis	X								
Smoking on ferries	X								
Smoking on domestic air flights				X					
Smoking on international air flights				X					
Smoking in restaurants				X					
Smoking in nightclubs and bars				X					
Smoking in other public places		X							

Refer to Appendix B for more information about national tobacco control provisions.

Population (millions)

	1995	2000	2025	2050
All adults, ages 15+	7.716	9.161	25.676	64.452
Female adults	4.022	4.718	12.752	31.894
All youth, ages 0-14	7.179	9.188	22.530	37.926
Female youth	3.501	4.489	11.035	18.551

Source: United Nations Population Division, World Population Prospects 1950-2050 (2000 revision)

Real GDP per capita (PPP), US Dollars

	1975	1572
	1980	1561
	1985	1544
	1990	1507
	1995	1257
	2000	1310

Source: World Health Report 2002

SMOKING PREVALENCE

Adult, 1998		Youth (10-14 Year Olds), 1997		Health Professionals	
Males	77	Males	22.7	Males	-
Females	29	Females	40	Females	-
		Overall	27.5	Overall	-

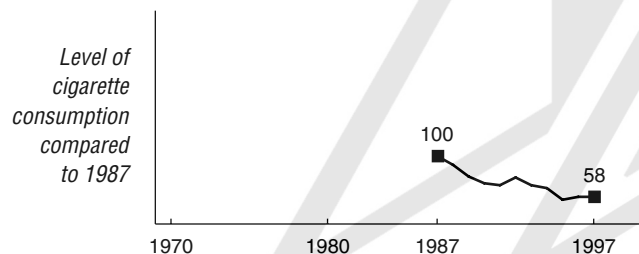
Adult: Sanaa University Survey by A. Hadarani. Reported in *Country Profiles on Tobacco Control in the Eastern Mediterranean Region*. Available at URL: <http://www.emro.who.int/TFI/CountryProfile.htm>.

Youth: Smoking among secondary school students; Bawazeer, A.A., Hattab, A.S. and Morales, E. (1999). First cigarette smoking experience among secondary-school students in Aden, Republic of Yemen. *Eastern Mediterranean Health Journal* 5(3): 440-449.

Health professional: No data available

TOBACCO ECONOMY

Annual per capita Consumption, Three Year Moving Average, 1987 = 100



Annual Cigarette Consumption

Year	Per capita Consumption (cigarette sticks)	Total Consumption (millions of cigarette sticks)
1970	-	-
1980	-	-
1990	909	5394
1995	804	6202
1997	811	6744

Annual Tobacco Trade and Agriculture Statistics

	Unit of Measurement	1970	1980	1990	1995	2000
Cigarette imports	sticks in millions	396	1420	6	32	150
Cigarette exports	sticks in millions	3	36	580	370	250
Tobacco leaf imports	metric tons	1886	3845	5321	9231	6243
Tobacco leaf exports (% of total exports)	metric tons (%)	157 (-)	261 (-)	263 (-)	63 (0.01%)	14 (-)
Cigarette production	sticks in millions	-	-	5968	6540	-
Tobacco leaf production	metric tons	3422	7616	6779	8069	11613
Land devoted to tobacco growing (% of agricultural land)	hectares (%)	4607 (0.03%)	6358 (0.04%)	3706 (0.02%)	4046 (0.02%)	5347 (0.03%)
Employment in tobacco manufacturing	people	-	-	-	961	-

Retail Price of 20 Cigarettes with Tax

Type	US \$	Local
Domestic brand	-	-
Foreign brand	-	-

Source: No data available

Cigarette Taxes and Duties

Excise tax	60% - domestic brands; 65% - locally manufactured international brands; 80% - imports
Import duty	5%-25%

Source: ERC

Market Share by Cigarette Manufacturer



## SMOKING-RELATED DISEASE IMPACT

**Mortality from Cancer, Respiratory and Circulatory Disease, 2000**  
Numbers of deaths/World age-standardized mortality rate per 100,000 population

Disease	Male		Female		Ages	Disease	Male		Female		Ages
	Number	Rate	Number	Rate			Number	Rate	Number	Rate	
Trachea, lung, and bronchus cancer	776	106.2	157	15.9	45+	Ischemic heart disease	-	-	-	-	
Lip, oral cavity, and pharynx cancer	102	13.8	64	6.4	45+	Stroke	-	-	-	-	
Respiratory disease	-	-	-	-		Other diseases of the circulatory system	-	-	-	-	
						All causes	-	-	-	-	

Source: Ferlay, J., Bray, F., Pisani, P. and Parkin, D.M. (2001). *GLOBOCAN 2000: Cancer Incidence, Mortality and Prevalence Worldwide, Version 1.0*. [CD-ROM]. IARC CancerBase No. 5. Lyon: IARC Press. Available at URL: <http://www-dep.iarc.fr/globocan/globocan.html>

## INFRASTRUCTURE FOR TOBACCO CONTROL

### National Tobacco Control Provisions

Tobacco Bans and Restrictions	Not				Tobacco Requirements and Regulations	Not			
	Banned	Restricted	Regulated	Unknown		Required	Regulated	Regulated	Unknown
Advertising in certain media	X				Advertising health warnings/messages	X			
Advertising to certain audiences				X	Age verification for sales				X
Advertising in certain locations		X			Manufacturing licensure				X
Advertisement content or design				X	Package health warning/message	X			
Sponsorship or promotion for certain audiences				X	Label design on packaging		X		
Sponsorship advertising of events				X	Ingredient/constituent information on package label				X
Brand stretching				X	Amount of tar			X	
Sales to minors			X		Amount of nicotine			X	
Sales by minors				X	Amount of other ingredients/constituents			X	
Place of sales				X	Product constituents as confidential information				X
Vending machines				X	Product constituents as public information				X
Free products				X	Constituent disclosure by brand				X
Single cigarette sales				X	Constituent disclosure in the aggregate				X
Misleading information on packaging				X					
Smoking in government buildings (incl. worksites)				X					
Smoking in private worksites		X							
Smoking in educational facilities	X								
Smoking in health care facilities	X								
Smoking on buses	X								
Smoking on trains	X								
Smoking in taxis	X								
Smoking on ferries	X								
Smoking on domestic air flights			X						
Smoking on international air flights			X						
Smoking in restaurants			X						
Smoking in nightclubs and bars			X						
Smoking in other public places		X							

Other Provisions	Yes	No	Unknown
National tobacco control committee	X		
Tobacco control education/promotion	X		
Anti-smuggling provisions			X
Litigation enabling provisions			X

Refer to Appendix B for more information about national tobacco control provisions.

Population (millions)

	1995	2000	2025	2050
All adults, ages 15+	4.976	5.572	11.131	20.903
Female adults	2.509	2.787	5.470	10.303
All youth, ages 0-14	4.242	4.850	7.896	8.359
Female youth	2.099	2.398	3.895	4.134

Source: United Nations Population Division, World Population Prospects 1950-2050 (2000 revision)

Real GDP per capita (PPP), US Dollars

1975	1331
1980	1134
1985	988
1990	916
1995	791
2000	800

Source: World Health Report 2002

SMOKING PREVALENCE

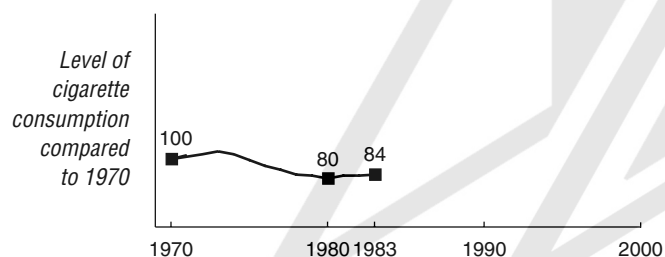
Adult, 1996		Youth, 1996		Health Professionals	
Males	40	All youth	~20	Males	-
Females	7			Females	-
				Overall	-

Adult and Youth: Estimated tobacco smoking measured by Central Statistical Office; Ministry of Health. (1998). *Tobacco and health situation in Zambia among adolescents and young adults: growing up without tobacco*. Lusaka, Zambia.

Health professional: No data available

TOBACCO ECONOMY

Annual per capita Consumption, Three Year Moving Average, 1970 = 100



Annual Cigarette Consumption

Year	Per capita Consumption (cigarette sticks)	Total Consumption (millions of cigarette sticks)
1970	507	1146
1980	417	1283
1990	-	-
1995	-	-
2000	-	-

Annual Tobacco Trade and Agriculture Statistics

	Unit of Measurement	1970	1980	1990	1995	2000
Cigarette imports	sticks in millions	1	-	-	1	26
Cigarette exports	sticks in millions	-	-	-	-	120
Tobacco leaf imports	metric tons	-	-	289	1444	1
Tobacco leaf exports (% of total exports)	metric tons (%)	4031 (0.40%)	2604 (-)	2027 (-)	903 (0.14%)	6408 (1.44%)
Cigarette production	sticks in millions	1145	1283	-	-	-
Tobacco leaf production	metric tons	5050	4681	4400	2500	3500
Land devoted to tobacco growing (% of agricultural land)	hectares (%)	5466 (0.02%)	4500 (0.01%)	5071 (0.01%)	3000 (0.01%)	2900 (0.01%)
Employment in tobacco manufacturing	people	807	396	-	-	-

Retail Price of 20 Cigarettes with Tax

Type	US \$	Local
Domestic brand	\$0.86	3,850.00
Foreign brand	\$1.11	5,000.00

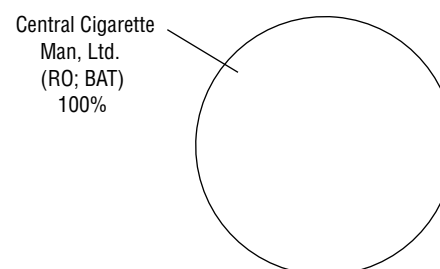
Source: EIU, September 2002

Cigarette Taxes and Duties

Sales tax	30%
Import duty	25% (10% COMESA countries)

Source: TMA

Market Share by Cigarette Manufacturer, 2001



Source: TMA

## SMOKING-RELATED DISEASE IMPACT

### Mortality from Cancer, Respiratory and Circulatory Disease, 2000

Numbers of deaths/World age-standardized mortality rate per 100,000 population

Disease	Male		Female		Ages	Disease	Male		Female		Ages
	Number	Rate	Number	Rate			Number	Rate	Number	Rate	
Trachea, lung, and bronchus cancer	84	23.8	18	3.7	45+	Ischemic heart disease	-	-	-	-	
Lip, oral cavity, and pharynx cancer	55	15.7	5	1.0	45+	Stroke	-	-	-	-	
Respiratory disease	-	-	-	-		Other diseases of the circulatory system	-	-	-	-	
						All causes	-	-	-	-	

Source: Ferlay, J., Bray, F., Pisani, P. and Parkin, D.M. (2001). *GLOBOCAN 2000: Cancer Incidence, Mortality and Prevalence Worldwide, Version 1.0*. [CD-ROM]. IARC CancerBase No. 5. Lyon: IARC Press. Available at URL: <http://www-dep.iarc.fr/globocan/globocan.html>

## INFRASTRUCTURE FOR TOBACCO CONTROL

### National Tobacco Control Provisions

Tobacco Bans and Restrictions	Not				Tobacco Requirements and Regulations	Not			
	Banned	Restricted	Regulated	Unknown		Required	Regulated	Regulated	Unknown
Advertising in certain media		X			Advertising health warnings/messages	X			
Advertising to certain audiences				X	Age verification for sales				X
Advertising in certain locations				X	Manufacturing licensure				X
Advertisement content or design				X	Package health warning/message	X			
Sponsorship or promotion for certain audiences				X	Label design on packaging		X		
Sponsorship advertising of events				X	Ingredient/constituent information on package label				X
Brand stretching				X	Amount of tar				X
Sales to minors	X				Amount of nicotine				X
Sales by minors				X	Amount of other ingredients/constituents				X
Place of sales				X	Product constituents as confidential information				X
Vending machines				X	Product constituents as public information				X
Free products	X				Constituent disclosure by brand				X
Single cigarette sales				X	Constituent disclosure in the aggregate				X
Misleading information on packaging				X					
Smoking in government buildings (incl. worksites)		X			<b>Other Provisions</b>	<b>Yes</b>	<b>No</b>	<b>Unknown</b>	
Smoking in private worksites		X			National tobacco control committee			X	
Smoking in educational facilities		X			Tobacco control education/promotion			X	
Smoking in health care facilities		X			Anti-smuggling provisions			X	
Smoking on buses		X			Litigation enabling provisions			X	
Smoking on trains		X							
Smoking in taxis		X							
Smoking on ferries		X							
Smoking on domestic air flights	X								
Smoking on international air flights				X					
Smoking in restaurants				X					
Smoking in nightclubs and bars				X					
Smoking in other public places		X							

Refer to Appendix B for more information about national tobacco control provisions.

Population (millions)

	1995	2000	2025	2050
All adults, ages 15+	6.194	6.918	12.328	17.694
Female adults	3.122	3.465	6.075	8.720
All youth, ages 0-14	5.281	5.709	6.344	5.851
Female youth	2.635	2.847	3.158	2.905

Source: United Nations Population Division, World Population Prospects 1950-2050 (2000 revision)

Real GDP per capita (PPP), US Dollars

1975	2525
1980	2257
1985	2299
1990	2418
1995	2228
2000	2345

Source: World Health Report 2002

SMOKING PREVALENCE

Adult (25 Years & Older), 1995

Males	46
Females	13

Youth, 1999

Males	23.0
Females	20.0
Overall	18.5

Health Professionals

Males	-
Females	-
Overall	-

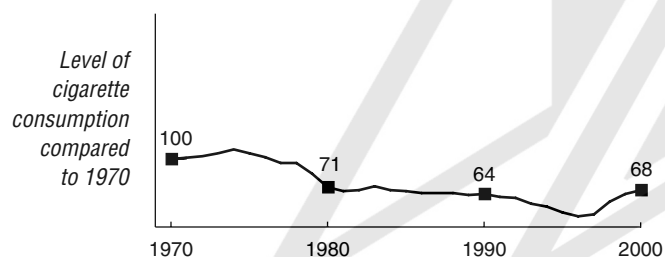
Adult: Tobacco use in Dombotombo township, Marondera, Zimbabwe; Mufunda, J., Scott, L.J., Chifamba, J., Matenga, J., Sparks, B., Cooper, R. and Sparks, H. (2000). Correlates of blood pressure in an urban Zimbabwean population and comparison to other populations of African origin. *Journal of Human Hypertension* 14: 65-73.

Youth: (Males and Females) Currently use any tobacco product, forms 1-3 in Manicaland; Global Youth Tobacco Survey Collaborative Group. (2002). *Zimbabwe-Manicaland GYTS Fact Sheet*. Available at URL: [http://www.cdc.gov/Tobacco/global/gyts/GYTS\\_factsheets.htm](http://www.cdc.gov/Tobacco/global/gyts/GYTS_factsheets.htm). (Overall) Currently use any tobacco product, students 13-15 years old in Manicaland; Global Youth Tobacco Survey Collaborative Group. (2002). Special Report: Tobacco use among youth: a cross country comparison. *Tobacco Control* 11: 252-270.

Health professional: No data available

TOBACCO ECONOMY

Annual per capita Consumption, Three Year Moving Average, 1970 = 100



Annual Cigarette Consumption

Year	Per capita Consumption (cigarette sticks)	Total Consumption (millions of cigarette sticks)
1970	722	1925
1980	481	1771
1990	400	2222
1995	360	2229
2000	468	3239

Annual Tobacco Trade and Agriculture Statistics

	Unit of Measurement	1970	1980	1990	1995	2000
Cigarette imports	sticks in millions	-	-	1	11	734
Cigarette exports	sticks in millions	1700	1800	379	818	1395
Tobacco leaf imports	metric tons	-	3267	2408	1018	4842
Tobacco leaf exports (% of total exports)	metric tons (%)	40000 (-)	92951 (-)	115767 (23.21%)	175967 (25.71%)	177053 (29.47%)
Cigarette production	sticks in millions	3625	3571	2600	3036	3900
Tobacco leaf production	metric tons	54518	125038	130394	198380	227726
Land devoted to tobacco growing (% of agricultural land)	hectares (%)	43688 (0.22%)	64068 (0.33%)	60103 (0.30%)	82110 (0.40%)	90769 (0.44%)
Employment in tobacco manufacturing	people	3998	6117	5414	4400	-

Retail Price of 20 Cigarettes with Tax

Type	US \$	Local
Domestic brand	\$0.16	85.00
Foreign brand	\$0.44	233.00

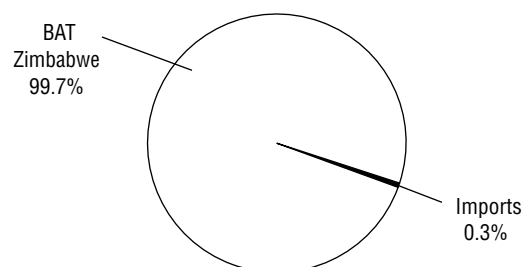
Source: EIU, September 2002

Cigarette Taxes and Duties

Excise tax	80%
Sales tax	25%
Import duty	100%
Other import duties	10% (2% COMESA countries)

Source: ERC

Market Share by Cigarette Manufacturer, 2000



Source: ERC



## SMOKING-RELATED DISEASE IMPACT

**Mortality from Cancer, Respiratory and Circulatory Disease, 2000**  
Numbers of deaths/World age-standardized mortality rate per 100,000 population

Disease	Male		Female		Ages	Disease	Male		Female		Ages
	Number	Rate	Number	Rate			Number	Rate	Number	Rate	
Trachea, lung, and bronchus cancer	241	41.7	130	20.1	45+	Ischemic heart disease	-	-	-	-	
Lip, oral cavity, and pharynx cancer	59	9.9	39	5.8	45+	Stroke	-	-	-	-	
Respiratory disease	-	-	-	-		Other diseases of the circulatory system	-	-	-	-	
						All causes	-	-	-	-	

Source: Ferlay, J., Bray, F., Pisani, P. and Parkin, D.M. (2001). *GLOBOCAN 2000: Cancer Incidence, Mortality and Prevalence Worldwide, Version 1.0*. [CD-ROM]. IARC CancerBase No. 5. Lyon: IARC Press. Available at URL: <http://www-dep.iarc.fr/globocan/globocan.html>

## INFRASTRUCTURE FOR TOBACCO CONTROL

### National Tobacco Control Provisions

Tobacco Bans and Restrictions	Not				Tobacco Requirements and Regulations	Not			
	Banned	Restricted	Regulated	Unknown		Required	Regulated	Regulated	Unknown
Advertising in certain media			X		Advertising health warnings/messages	X			
Advertising to certain audiences				X	Age verification for sales				X
Advertising in certain locations				X	Manufacturing licensure				X
Advertisement content or design				X	Package health warning/message			X	
Sponsorship or promotion for certain audiences				X	Label design on packaging			X	
Sponsorship advertising of events				X	Ingredient/constituent information on package label			X	
Brand stretching				X	Amount of tar			X	
Sales to minors	X				Amount of nicotine			X	
Sales by minors				X	Amount of other ingredients/constituents				X
Place of sales				X	Product constituents as confidential information				X
Vending machines				X	Product constituents as public information				X
Free products				X	Constituent disclosure by brand				X
Single cigarette sales				X	Constituent disclosure in the aggregate				X
Misleading information on packaging				X					
Smoking in government buildings (incl. worksites)				X					
Smoking in private worksites			X						
Smoking in educational facilities	X								
Smoking in health care facilities	X								
Smoking on buses				X					
Smoking on trains	X								
Smoking in taxis	X								
Smoking on ferries	X								
Smoking on domestic air flights			X						
Smoking on international air flights		X							
Smoking in restaurants		X							
Smoking in nightclubs and bars				X					
Smoking in other public places		X							

Other Provisions	Yes	No	Unknown
National tobacco control committee			X
Tobacco control education/promotion			X
Anti-smuggling provisions			X
Litigation enabling provisions			X

Refer to Appendix B for more information about national tobacco control provisions.

# Appendix A: Tobacco Control Organizations and Contacts

## Tobacco Control Organizations

### American Cancer Society (ACS)

International Tobacco Surveillance, 1599 Clifton Rd. NE, 4th Floor, Atlanta, GA, 30329-4251, USA, Tel: 404-327-6554, Fax: 404-327-6450, Email: omar.shafey@cancer.org, URL: www.cancer.org

### International Union Against Cancer, Union Internationale Contre le Cancer, (UICC)

3, rue du Conseil General, 1205 Geneva, Switzerland, Tobacco Control: Tel: 41 22-809 18 50; GLOBALink: Tel: 41 22-809 18 50, Fax: 41 22-809 18 10, URL: www.uicc.org/programmes/tobacco/

### World Health Organization, Tobacco Free Initiative (WHO TFI)

Tobacco Free Initiative, World Health Organization, Avenue Appia 20 1211, Geneva 27 Switzerland, Tel: 41 22-791 2126, Fax: 41 22-791 4832, Email: tfi@who.int, URL: www.who.int/tobacco/

Media enquiries, Helen Green, Email: greenh@who.int, Tel: 41 22-791 3432

Noncommunicable Diseases and Mental Health, Derek Yach, Executive Director, Assistant: Anne Heyes, Tel: 41 22-791 2613, Email: heyesa@who.int

Tobacco Free Initiative, Vera Luiza da Costa e Silva, Project Manager, Assistant: Sonia Huang, Tel: 41 22-791 2126, Email: huangs@who.int

Framework Convention on Tobacco Control, Douglas Bettcher, Coordinator, Assistant: Elizabeth Tecson, Tel: 41 22-791 4426, Fax: 41 22-791 4832, Email: bettcherd@who.int

Policy Analysis and Communications, Chitra Subramaniam, Coordinator, Assistant: Carmencita Castillo, Tel: 41 22-791 2415, Email: subramaniamc@who.int

Annemieke Brands, National Capacity; Women's Health, Email: brandsa@who.int

Emma Fitzpatrick, Communications; World No-Tobacco Day, Email: fitzpatricke@who.int

Sarah Galbraith, Framework Convention on Tobacco Control -Legal Officer, Email: galbraiths@who.int

Marjorie Granjon, Technical Officer, Email: granjonm@who.int

Helen Green, Communications, Email: greenh@who.int  
G. Emmanuel Guindon, Economics and Statistics, Email: guindone@who.int

Nejma Macklaj, Epidemiology; Second-hand smoke; Treatment, National Capacity, Email: macklain@who.int

Lia Mamniashvili, Framework Convention on Tobacco Control -Legal Officer, Email: mamniashvili@who.int

William Onzivu, Framework Convention on Tobacco Control -Legal Officer, Email: onzivuw@who.int

Anne-Marie Perucic, Economics, Email: perucica@who.int

Dehnan Swart, Global Youth Tobacco Survey (GYTS), Email: swartd@who.int

Allyn Taylor, Framework Convention on Tobacco Control -Legal Officer, Email: altaylor@jhsph.edu

WHO Office at the United Nations, Clarence Pearson, 2 United Nations Plaza, DC-2 Building, New York, N.Y. 10017, USA, Fax: 212 963-8565, Email: pearsonc@un.org

## WHO Regional Advisers for Tobacco Control

### Regional Office for Africa

Medical School, C Ward; Parirenyatwa Hospital, Mazoe Street, P.O. Box BE 773, Belvedere, Harare, Zimbabwe  
Dr. Charles Maringo, Regional Advisor, Substance Abuse, Email: maringoc@whoafr.org

Ms. Karen Klimowski, Technical Officer, Tobacco Free Initiative, Email: klimowskik@whoafr.org

### Regional Office for the Americas

525, 23rd Street N.W., Washington, D.C. 20037, USA  
Dr. Armando Peruga, Regional Adviser, Tobacco, Alcohol and Drugs, Email: perugaar@paho.org  
Ms. Heather Selin, Adviser, Prevention & Control of Tobacco Use, Email: selinhea@paho.org

### Regional Office for the Eastern Mediterranean

WHO Post Office, Abdul Razzak al Sanhoury Street, Naser City, Cairo 11371, Egypt  
Dr. Fatimah M S El-Awa, Regional Adviser, Tobacco Free Initiative, Email: alawaf@emro.who.org

### Regional Office for Europe

8 Scherfigsvej, 2100 Copenhagen, Denmark  
Dr. Haik Nikogosian, Regional Adviser, Tobacco Free Initiative, Email: han@who.dk  
Ms. Ionela Petrea, Coordinator, Tobacco Free Initiative, Email: ipe@who.dk

### Regional Office for South-East Asia

World Health House, Indraprastha Estate, Mahatma Gandhi Road, New Delhi 110002, India  
Dr. Sawat Ramaboot, Regional advisor on health and behaviour, Email: ramaboos@whosea.org  
Dr. Khalilur Rahman, Tobacco Free Initiative, Email: rahmank@whosea.org

### Regional Office for the Western Pacific

Tobacco Free Initiative, United Nations Avenue corner Taft Avenue, Ermita, Manila 1000, Philippines  
Dr. Harley Stanton, Scientist, Tobacco Free Initiative, Email: stantonh@wpro.who.int  
Dr. Susan P. Mercado, Acting Regional Adviser, Tobacco Free Initiative, Email: mercados@wpro.who.int

## Organizations and Contacts by Country

### Afghanistan

World Health Organization, Afghanistan, Dr. Said Salah Youssouf, H # 218, Margalla Road, F-10/3, Islamabad, Pakistan, Tel: 93 70279011  
Ministry of Public Health, Dr. Suhaila Siddiqi, Minister of Public Health, Interim Authority for Afghanistan, Kabul, Afghanistan

### Albania

Education and Health Promotion Centre, Dr. Roland Shuperka, Director

### Algeria

Ministere de la Sante, Mohamed L'Hadji, 89, Lotissement el Bina-Dely, Brahim, Alger, Algeria, Tel: 213 2 405926, 213 2 671644, Email: essaiclinic@ibnsina.ands.dz

Health Sector III-Ministere de le Sante, Dr. Kamel-Eddine Berekci Reguig, 19 Rue Monge, Oran, Algeria, Tel: 213 6 408747, 213 6 408747, Email: kberekci@yahoo.fr.

### Andorra

Ministeri de Salut i Benestar, Dr. Joan Martinez-Benazet

### Angola

Grupo Africano Para Evangelizacao Ea Leitura Bibilica (AFREBREG), Mr. Manuel Orlando Afonso, C.P. 2184, Luanda, Angola, Tel: 244 2-3367-4149, 244 2-39379  
Associao Angolana De Apoio A Juventude e Caponeses, Manuel Francisco Neto, Rue Ngola Kiluanie, No. 61, Bairro H. Ya Tenda, Luanda, Angola, Tel: 244 2-382757

### Antigua and Barbuda

Mr. Colin O'Keiffe, Head of Health Information Division, Ministry of Health and Social Improvement, Friars Hill Road, St. John's, Antigua, WI, Tel: 268 462-5685, Email: abhid@candw.ag

### Argentina

Dr. Juan Manuel Sotelo Figueiredo, Representante de la OPS/OMS en Argentina, Oficina Sanitaria Panamericana, Marcelo T. de Alvear 684, 4o. piso, 1058 Buenos Aires, Argentina, Tel: 54-11-4312-5301, Fax: 4311-9151, Internet: info@ops.org.ar

Argentine League Against Cancer (LALCEC), María Mercedes Choperena de Premron and Leonardo Diano (Director de la Campaña Antitabaquica), Araoz 2380, 1425 Buenos Aires, Argentina, Tel: 54 11 4832 8139, Fax: 54 11 4832 4800

Argentine Union Against Tobacco, Diego Leon Perazzo and Mirta Molinari, Moreno 431, 1091 Buenos Aires, Argentina, Tel: 54 11 4343 3553, Fax: 54 11 4343 3553, Email: uata@conmed.com.ar

Asociacion Argentina De Educacion y Prevencion Del Cancer, Eduardo A. Laura, Roca 571, 8000 Bahia Blanca, Argentina, Tel: 54 29 1459 3669, Fax: 54 29 1455 3719, Email: elaura@criba.edu.ar

Departamento de Promoción y Protección de la Salud, Betty E. Choc De Zanalda, M.D., Dirección de Salud Comunitaria, Carlos Pellegrini 313 -9th floor, 1009 Buenos Aires, Argentina, Tel: 54 11 4323 9000 Int. 3086/3085, Fax: 54 11 4323 9029, Email: chzanalda@buenosaires.gov.ar

Leandro D. Rozada, World Health Organization Collaborator, L. de la Torre 156, 2600-Venado Tuerto-Santa Fe, Argentina, Fax: 54 34 6243 4900

Ministry of Health, Mabel Bianco, Avenida 9 de Julio 1925 de 613 (1332), Buenos Aires, Argentina, Tel: 54 11 4379 9180, Fax: 54 11 4379 9143, Email: mbianco@msal.gov.ar

PROPIA-UNLP, Laura Cipolla, Calles 60 y 120, 3er. Piso, 1900 La Plata, Argentina, Tel: 54 22 1424 0293, Fax: 54 22 1453 5577, Email: jtavella@atlas.med.unlp.edu.ar

The Seventh Day Adventist Church, Bruno Raso, Uriarte 2429, 1425 Buenos Aires, Argentina, Tel: 54 11 4760-0236, Fax: 54 11 4775 4348

Tobacco or Health Commission, Isidoro Hasper, Buenos Aires University, Araoz 128, 4 Piso, Buenos Aires CP 1414, Argentina, Tel: 54 11 854 0471, Fax: 54 11 4542 7686, Email: ihasper@intramed.net.ar

### Armenia

Department of Epidemiology, National Institute of Health, Dr. Alexander Bazarjan

### Australia

Ms. Leanne Wells, Director, Department of Health and Aged Care, Tobacco and Alcohol Strategies Section, Mail Drop Point 103, GPO Box 9848, Canberra, A.C.T. 2601, Australia, Tel: 612 6289 7688, Fax: 612 6289 8456, Email: leanne.wells@health.gov.au

### Austria

Institute for Social Medicine, Vienna University, Professor Michael Kunze

### Azerbaijan

Gyanja City Health Department, Ministry of Health, Dr. Hasrat Huseynov, Chief

### Bahamas (Also Serves Turks and Caicos)

Dr. Amalia del Riego, Acting, PAHO/WHO Representative, Union Court, Elizabeth Avenue, Nassau, Bahamas, P.O. Box N 4833, Nassau, Bahamas, Tel: 1-242- 326-7390, Fax: 325-0121

### Bahrain

Ministry of Health, Dr. Khalil Hassan, Minister of Health, P.O. Box 12, Manama, Bahrain, Tel: 973-252605, Fax: 973-252569, Telex: 8511 Health BN, Email: UnderSecretary@health.gov.bh, URL: http://www.health.gov.bh/

## **Bangladesh**

WHO Representative, Dr. Suniti Acharya, G.P.O. Box No. 250, Dhaka-1205, Bangladesh, Office: House No. 12, Road No. 7, Dhanmondi Residential Area, Dhaka-1205, Bangladesh, Tel: 8614653-55, 8616097-98, Fax: 8613247, Email: acharyas@whoban.org, URL: www.whoban.org

## **Barbados**

Mrs. Veta Brown, Caribbean Program Coordinator (CPC), Dayralls and Navy Garden Roads, Christ Church, Bridgetown, Barbados, P.O. Box 508, Bridgetown, Barbados

Mr. Michael Pile, Tel: 246-426-3860, Fax: 246-436-9779. Areas Directly Served by CPC: Antigua and Barbuda, Barbados, Dominica, Grenada, St. Kitts and Nevis, Saint Lucia, St. Vincent & the Grenadines, Eastern Caribbean: Anguilla, British Virgin Islands, Montserrat. French Antilles: Guadeloupe, Martinique, St. Martin and St. Bartholomew, French Guiana

Barbados Association of Medical Practitioners, Dr. Margaret O'Shea, President, BAMP Complex, Spring Garden, St. Michael, Barbados, Tel: 246 429 7569, Fax: 246 435 2328, Email: bamp@sunbeach.net

Barbados Ministry of Health, Dr. Ronald C. Knight, Senior Medical Officer of Health, North, Jemmotts Lane, St. Michael, Barbados, Tel: 246 426 5080, Fax: 246 626 5570

Barbados Ministry of Health, Mr. Samuel L. Deane, Health Planning Office, Jemmotts Lane, St. Michael, Barbados, Tel: 246 426 5080, Fax: 246 426 9074, Email: Levere\_deane@hotmail.com

Barbados Ministry of Health, Mrs. Denise Carter Taylor, Health Education Officer, Jemmotts Lane, St. Michael, Barbados, Tel: 246 426-5080, Fax: 246 426-5570, Email: minenv@sunbeach.net

Heart Foundation of Barbados, Dr. Trevor Hassell, Director, P.O. Box 307, Bridgetown, Barbados, Tel: 246 437-3312, Fax: 246 430 9898, Email: thassell@caribsurf.com or barbadosheart@sunbeach.net

National Council on Substance Abuse (NCSA), Mrs. Tessa Chadderton-Shaw, Director, Cnr. James & Roebuck Street, Bridgetown, Barbados, Tel: 246 429-6272, Fax: 246 427-8966, Email: info@ncsa.org.bb, URL: www.ncsa.org.bb

The Barbados Cancer Society, Dr. Desmond Anthony Gale, Tobacco Control Programme, P.O. Box 1060, GPO, Bridgetown, Barbados, Tel: 246 436 8888, Fax: 246 429 3227, Email: info@barbacan.com

## **Belarus**

National Centre for Health Promotion, Dr. Andrei Sekach, Chief Doctor

## **Belgium**

Ministry of Public Health, Mr. Paul Van den Meerssche, Health Inspector

## **Belize**

Dr. Kathleen P. Israel, PAHO/WHO Representative, No. 4 Eyre Street, Belize City, Belize, P.O. Box 1834, Belize City, Belize, Tel: 501-2-2448-85, Fax: 2309-17, Email: admin@blz.paho.org, URL: www.blz.paho.org

Belize Medical Associates, Victor Rosado, St. Thomas Street, Belize City, Belize, Tel: 501-223-0303, Fax: 501-223-1261, Email: victorrosado@hotmail.com

Ministry of Health, Joan Burke, Health Education & Community Participation Bureau, P.O. Box 493, Old Belize City Hospital, Belize City, Belize, Tel: 501-223-0117, Fax: 501-223-0117, Email: hecopab@moh.org.bz

National Drug Abuse Control Council, Mr. Ornel Brooks, Executive Director (Kimani Avila - Information Officer), 54 Freetown Road, Belize City, Belize, Tel: 501-223-1106, 501-223-1143, Fax: 501-223-1121, Email: ndacc@btl.net

Pan American Sanitary Bureau (PAHO), Lorraine Thompson, Focal Point for Tobacco Control, 4 Eyre Street, P.O. Box 1834, Belize City, Belize, Tel: 501-224-4885, Fax: 501-223-0917, Email: thompsol@blz.paho.org

## **Benin**

Ministere de la Sante Publique, Dr. Victor Hounkonnou, Chef Service IEC/DNPS, PB 982, Cotonou, Benin, Tel: 229 33 64 11, 229 91 72 37, or 229 33 64 11, Email: siecmosp@leland.bj or hskou\_vic@yahoo.com

Ministry of Health, Martin Gninaton, BP 817, Cotonou, Benin, Tel: 229 33 15 33, 229 33 27 82, Email: cnhpp@intnet.bj

President du Comité National de lutte anti-tabac, Latif Mousse, President du Comité National de lutte anti-tabac, 03BP 3448 Cotonou, Benin, Benin, Tel: 229 90 42 23, 229 31 22 76, 229 31 22 78, or 229 31 22 79, Email: multipa@leland.bj

## **Bhutan**

Ministry of Health & Education, Kawangjangsa, Dr. Orapin Singhadej, WHO Representative, P.O. Box 175, Thimphu, Bhutan, Tel: 322864 or 324073, TeleTel Exchange: Thimphu, Fax: 323319 (WHO), Email: wrbhu@druknet.bt or norbhu@druknet.bt

## **Bolivia**

Dr. Jose Antonio Pages, Representante de la OPS/OMS en Bolivia, Calle Victor Sanjinez No. 2678, Edificio Torre Barcelona Pisos 1,6 y 7, Zona Sopocachi, La Paz, Bolivia, Casillas Postales 9790 y 2504, La Paz, Bolivia, Tel: 591-2- 2412-313, Fax: 2412-598, URL: http://www.ops.org.bo

"Amanecer", Estefanía Murray, Directora, calle pasaje amanecer, número 945, Cochabamba, Bolivia, Tel: 4233844 (sayaricuy), or 4580321

Centro Latinoamericano de Investigación Científica, Dr. Franklin Alcaraz del C., Director Ejecutivo, Edificio Torres Gundlach, Torre Oeste, piso 12, calle Federico Suazo esquina Reyes Ortiz, La Paz, Bolivia.

Comisión Juvenil de Lucha Antitabáquica (COJLAT), Lic. Mery Morales, Edificio Virgen de Copacabana, piso 1, Depto 4, (Guatemala entre Iturralde y Tejada Sorzano), La Paz, Bolivia

Comision Nacional de Lucha Antitabaquica de Bolivia, Fernando Zenzano Ferrufino, Calle Agustin Lopez No. 0924, Casilla #354, Cochabamba, Bolivia, Tel: 591-4 221 471, Fax: 591-4 250 627, Email: zenzano@comteco.entelnet.bo

Comision Nacional de Lucha Antitabaquica de Bolivia, Jaime L. Rios-Dalenz, Presidente de la Comision Nacional de Lucha Antitabaquica de Bolivia, Calle del Aviador 100, Achumani, P.O. Box 490, La Paz, Bolivia, Tel: 591-2 795 815, Email: jrjosdal@yahoo.com

Dr. Walter Julio Fortún, calle Monseñor Salvatierra número 259, entre Colón y Velasco, Casilla de correo número 3038, Santa cruz de la Sierra, Bolivia, Tel: 3 333 127

Fundacion Boliviana Contra el Cancer, Willy Martinze Mollinedo, Av. Camacho No. 1223 esq Avacucho, Ed. Krsul 2do Piso, La Paz, Bolivia, Tel: 2 203 919, 2 351 717

Fundacion Procardias, Vicente Gutierrez, Av. Busch N 140, Santa Cruz de la Sierra, Bolivia, Tel: 591-3 369 596, Fax: 591-3 363 474, Email: confemel@mail.zuper.net

Latin American Women Association on Smoking Control, Norma Murillo Q., Calle Coroico no 1429, Casilla Postal no 8216, La Paz, Email: Boliviaturillo@mpoint.com

Ministerio de Salud y Previsión Social, Dr. Neil Velásquez, Responsable Salud Mental, Tel: 2443341

Ministerio de Salud y Previsión Social, Dr. Victor Calderón, Responsable Tabaco, , La Paz, Bolivia, Tel: 2495053-79, Cell: 719-86013

Ministerio de Salud y Previsión Social, Lic. Giomar Quiroz, Jefe Unidad de Promoción de la Salud, La Paz, Bolivia, Tel: 2223516, Cell: 719-11764

## **Bosnia and Herzegovina**

Medical Faculty of University, Professor Ajnija Omanic Public Health Institute, Banja-Luka, Dr Zivana Gavric

## **Botswana**

Cancer Association of Botswana, Dr. Alexis Remon Llagumo, c/o Botswana Adventist Medical Services, P.O. Box 759, Gaborone, Botswana, Tel: 267 351515, 267 312403, Email: bams@botsnet.bw

Institute of Development Management, Mr. Simon Mophakedi, Stop-Smoking Support Group President, P.O. Box 1357, Gaborone, Botswana, Tel: 267 3952371, Email: Smophakedi@idmbils.com

Ministry of Health, Mrs. Bontle Mbonegw, Environmental Health Unit, Tobacco Control Focal Point, Private Bag 00269, Gaborone, Botswana, Tel: 267 374351, 267 306531, 267 306501, 267 374351, Email: bmbongwe@gov.bw

Ministry of Health, P.N. Mazonde, Director of Health Services, P.Bag 0038, Gaborone, Gaborone, Botswana, Tel: 267 935200, 267 9353100, Email: pmazonde@gov.bw

Ministry of Health, S.S. Mokgweetsinyana, Deputy Chief Health officer, P.Bag 00269, Gaborone, Gaborone, Botswana, Tel: 267 374351, 267 374354, Email: smokgweetsinyana@gov.bw

The Seventh-Day Adventist Church, Dr. Seligman, P.O. Box 378, Gaborone, Botswana, Tel: 267 351515

University of Botswana, Student in free Enterprise (SIFE), Mr. Nkosikhona Moyo, University student Anti-tobacco movement, Private Bag 0170, Gaborone, Botswana, Tel: 267 3552548, Email: nmoyo@sife.org

## **Brazil**

Dr. Jacobo Finkelman, Representante da OPAS/OMS no Brasil, Setor de Embaixadas Norte, Lote 19, 70800-400-Brasília, D.F., Brasil, Caixa Postal 08-729, 70912-970-Brasília, D.F., Brasil, Tel: 55-61-426-9595, Fax: 426-9591

Instituto Nacional de Cancer (INCA), Dr. Jamil Haddad, Director, Rua dos Invalidos, 212-3 andar, Rio de Janeiro RJ CEP 20231-020, Brazil, Tel: 55 21 221 6652, Fax: 55 21 221 7006

ADESF-Associacao DE Defesa Da Saude dos Fumantes, Avenida Santa Antonio,456, P.O. Box 20-Mogi Mirim-SP, Sao Paulo, Brazil, Tel: 02119 3806 4722, Fax: 02119 3806 4722, Email: adesf@mogi.com.br, URL: www.adesf.com.br

Associação Brasileira Comunitária para a prevenção do abuso de Drogas. ABRAÇO, Dr. José Elias Murad, Av. do Contorno, 4777, Funcionários, Belo Horizonte, MG, CEP: 30110-100, Tel: 31 3225-2700, Email: abraço@net.em.com.br

Associação Médica Brasileira, Dr. Antônio Pedro Mirra, Email: prevprim@inca.org.br

Brazilian Society of Pneumology, Eliana Periera Da S. Mendes, Brazil, Tel: 55 0800 61 6218, Email: esm@psi.com.br, URL: www.nib.unicamp.br/sbpt/

Centro Brasileiro de Informações sobre Drogas Psicotrópicas (CEBRID), Solange A. Nappo and E.A. Carlin, Escola Paulista de Medicina, Rua Botucatu, 862, 1º Andar, São Paulo, Tel: 55 11 5539-0155, Fax: 55 11 5084-2793, Email: cebriid@psicobio.epm.br, URL: http://www.cebrid.drogas.nom.br

Controle do Tabagismo no Brasil, Dr. José Rosemberg. Comitê Coordenador, Rua Sabará, no. 76/12 - Higienópolis, São Paulo, SP, Brazil, CEP: 01239-010. Email: jberg@uol.com.br

Logos Pro Saude, Antonio Eduardo Fernandes D'aguiar, 253 Sampaio Viana Street, 04004-00, Sao Paulo, Brazil, Tel: 55 11 3884 4114, 55 11 3884 8882, Fax: 55 11 3884 8361, Email: eduardo@logosprosaude.com.br

Maria Lucia Carnellosso, Secretaria Estadual de Saude-Goiás, Av. Anhanguera No. 5195, Goiânia-Goiás, Brazil, Tel: 55 62 291 5044, Email: sabsgo@fms.rgi.br

Rede de Desenvolvimento Humano (REDEH), Thais Corral, Rede de Defesa a Espécie Humana, R. Álvaro Alvim, 21/16º Andar Centro/RJ, CEP: 20031-010, Tel: 021 262 1704, Fax: 021 262 6454, Email: thaisc@redeh.org.br

Vitoria Herzburg, I.S.O, Al. Franca, 1332 Casa 07, Sao Paulo-SP, CEP 01422-001, Brazil, Tel: 55 11 853 3757, Fax: 55 11 3061 2843, Email: daycare@mandic.com.br

#### Brazil state coordinators tobacco research

- Shirley Maria S. da Silva, Endereço da Secretaria Estadual de Saúde, Antônio da Rocha Viana, 1294 (prédio do DABS), Vila Ivonete, Rio Branco, Acre, CEP: 69908-210, Tel: 68 224-2577, Cell: 68 9972-2195, Fax: 68 223-2393, Email: tuberculose.dabs@ac.gov.br or shirleyssm@bol.com.br
- Edigley Vergetti de Siqueira Melo, Endereço da Secretaria Estadual de Saúde, Av. da Paz, 978, Jaraguá, Maceió, Alagoas, CEP: 57025-050, Tel: 82 315-1674, 315-1117, 315-1674, Cell: 82 973-7767, Fax: 82 315-1664, Email: saga@sejal.com.br, emelo@osm.com.br, mlvm@uol.com.br, URL: www.saude.al.gov.br
- Florinaldo Carreteiro Pantoja, Endereço da Secretaria Estadual de Saúde, Av. Mendonça Furtado, 1266, Centro, Macapá, Amapá, CEP: 68906-350, Tel: 96 212-6194, 212-6218 R/206, Cell: 96 9971-5554, Fax: 96 212-6194, Email: uap@saude.ap.gov.br, tabagis-moap@uol.com.br, or florinaldo@uol.com.br, URL: www.saude.ap.gov.br
- Aristóteles C. Alencar Filho, Endereço da Secretaria Estadual de Saúde, Fundação Centro de Controle de Oncologia, Francisco Orellana, 215, Planalto, Manaus, Amazonas, CEP: 69040-010, Tel: 92 633-3470, Cell: 92 9981-1834, Fax: 92 238-8475, Email: aristoteles.al@uol.com.br
- Teresinha Regina C. Paim, Endereço da Secretaria Estadual de Saúde, Rua: 4ª Avenida Plataforma 06, no. 400 - Lado B-2º andar-Sala 209. Bairro: Centro Administrativo da Bahia. Cidade: Salvador. Estado: Bahia. CEP: 41750-300. Tel: 71 370-4209. Telefax: 71 371-4302, 71 371-8944. Cell: 71 9988-5375. Email: tabagis@saude.ba.gov.br
- Sandra Solange Leite Campos, Endereço da Secretaria Estadual de Saúde, Av. Almirante Barroso, 600, Praia de Iracem, Fortaleza, Ceará, CEP: 60060-440, Tel: 85 488-2090, 488-2091, 488-2141, 488-2142, Cell: 85 9972-7218, Fax: 85 488-2091, Email: liliane@saude.ce.gov.br or sandras@saude.ce.gov.br, URL: www.saude.ce.gov.br
- Celso Antônio Rodrigues da Silva, Endereço da Secretaria Estadual de Saúde, SEPS 712 / 912, DISAT, Asa - Sul, Brasília, DF, CEP: 70390-125, Tel: 61 346-6257, Cell: 61 9984-1799, Fax: 61 346-5770, Email: cars@linkexpress.com.br, desat@shds.gov.br or controletabagismo@yahoo.com.br, URL: www.shdf.gov.br
- Werberna Aguiar dos Santos, Endereço da Secretaria Estadual de Saúde, Marechal Mascarenhas Moraes, 2025, Bento Ferreira, Vitória, ES, CEP: 29051-121, Tel: 27 3137-2480, Cell: 27 9278-7664, Fax: 27 3137-2480, Email: tabagismo@saude.es.gov.br or werberna@terra.com.br, URL: www.saude.es.gov.br
- Selma Alves Tavares de Oliveira, Endereço da Secretaria Estadual de Saúde, Av. Anhanguera, 5195, Setor Coimbra, Goiânia, Goiás, CEP: 74043-011, Tel: 62 291-7611, 291-5022 R/222, Cell: 62 9998-1214, Fax: 62 293-6481, 291-5044, Email: sabs@saude.go.gov.br
- Maria Tereza Pereira Carvalho, Endereço da Secretaria Estadual de Saúde, Av. Carlos Cunha, s/nº, Calhau, São Luiz do Maranhão, Maranhão, CEP: 65.076-820, Tel: 98 246-2741, 246-5132, Fax: 98 246-2741, 246-5132

- Endereço Coordenação Tabagismo, Rua João Luis, s/no., PAM Diamante, Diamante, São Luiz do Maranhão, Maranhão, CEP: 65020-330, Tel: 98 218-8743, Email: tecarv@uol.com.br
- Ana Maria Boabaid Carvalho Couto, Endereço da Secretaria Estadual de Saúde, D. Quadra 12, Lote 2-Bloco 5, s/nº, Centro Político Administrativo, Cuiabá, Mato Grosso, CEP: 78070-970, Tel: 65 613-5304, Cell: 65 9972-6580, Fax: 65 613-5302, 613-5412, Email: decomt@terra.com.br, URL: www.saude.mt.gov.br
- Silvana Fontoura Dorneles / Angela Queiros, Endereço da Secretaria Estadual de Saúde, Parque dos Poderes, Bloco 7, s/no, Jardim Veraneio, Campo Grande, Mato Grosso do Sul, CEP: 79031-902, Tel: 67 326 -8955, 67 318-1600, 67 318-1681, Cell: 67 9908-3228, Fax: 67 326-8955, Email: tabagismo@saude.ms.gov.br or sfdorneles@bol.com.br, URL: www.saude.ms.gov.br
- Neves Cibelys C.C. de Paula Lima, Endereço da Secretaria Estadual de Saúde, Av. Afonso Pena, Número: 2300 - 9º andar 910, Funcionários, Belo Horizonte, Minas Gerais, CEP: 30130-007, Tel: 31 3261-5641, 31 3261-7249, Telefax: 31 3261-6103, Cell: 31 9985-8167, Email: prevpri@saude.mg.gov.br
- Lília Cristina Jaime Godinho, Endereço da Secretaria Estadual de Saúde, Presidente Pernambuco, 489, Nazaré, Belém, Pará, CEP: 66015-200, Tel: 91 241-9355, 223-9438, 242-5185, Cell: 91 9985-0050, Fax: 91 241-9355, Email: fatimasantana@aol.com
- Lourdes de Fátima Souza, Endereço da Secretaria Estadual de Saúde, Av. Dom Pedro II, 1926, Torre, João Pessoa, Paraíba, CEP: 58.040-440, Tel: 83 218-7324, Cell: 83 9983-1411, Fax: 83 218-7439, Email: tabagismo@saude.pb.gov.br
- Teresinha Jensen, Endereço da Secretaria Estadual de Saúde, Piquiri, 170, Reboças, Curitiba, Paraná, CEP: 80230-140, Tel: 41 330-4550, Fax: 41 330-4573, Email: tentis@saude.pr.gov.br or suporte@rmttasse.com.br
- Maria das Graças Galvão Maciel, Endereço da Secretaria Estadual de Saúde, Praça Osvaldo Cruz, s/nº, Boa Vista, Recife, Pernambuco, CEP: 50.050-210, Tel: 81 3412-6250, 81 3412-6251, 81 3412 6253, Cell: 81 9972 4002, Fax: 81 412 6251, Email: dnve@saude.pe.gov.br or mgalvao@saude.pe.gov.br
- Vera Lucia Bacelar Aguiar Carvalho, Endereço da Secretaria Estadual de Saúde, David Caldas, Praça João Luís Ferreira, Antigo Prédio INPS, 227 - 5º andar, Centro, Teresina, Piauí, CEP: 64000-190, Tel: 86 221 0234, Cell: 86 986 6587, Fax: 86 221 0234, Email: tabagismo@saude.pi.gov.br
- Rosana Maria Curioso da Silva, Coordenadoria de Promoção à Saúde, Subcoordenadoria das Ações à Saúde, Grupo Auxiliar das Doenças Crônicas, Degenerativas e Causas Externas, Av. Junqueira Aires, 488, Centro, Natal, Rio Grande do Norte, CEP: 59025-280, Tel: 84 232 2568, 84 232 2468, Fax: 84 232 2568, Email: cronicodegenerativasrn@bol.com.br
- Araci L. Moreira Centeno and Elizabeth Miranda, Endereço da Secretaria Estadual de Saúde, Av. Borges de Medeiros, 1501 - 5º andar, Centro, Porto Alegre, Rio Grande do Sul, CEP: 90.119-900, Tel: 51 3286 6944, 51 3228 2471, 51 3226-3100 R/ 2041, Fax: 51 3286 6944, 51 3228 2471, Email: tabagismo@saude.rs.gov.br
- Mariza Grimmer de Almeida Rondon, Fátima Lucia Magalhães dos Santos, Endereço da Secretaria Estadual de Saúde, México, 128-4º andar - Sala 407, Centro, Rio de Janeiro, RJ, CEP: 20031-142, Tel: 21 240 5817, Cell: 21 9854 3237, Fax: 21 240 5817, Email: mgrimmer@saude.rj.gov.br or mgrimmer@uol.com.br, URL: www.saude.rj.gov.br
- Maria de Nazaré Carneiro de Souza, Endereço da Secretaria Estadual de Saúde, Padre Ângelo Cerri, Esplanada das Secretarias, s/nº, Pedrinhas, Porto Velho, Rondônia, CEP: 78903-940, Tel: 69 216 5260, Fax: 69 216 5260

- Maria de Fátima Nunes Rocha, Endereço da Secretaria Estadual de Saúde, Av. Brigadeiro Eduardo Gomes, Número: s/nº, Campos do Paricarana, Boa Vista, Roraima, CEP: 69304-650. Tel: 95 623 2771, 95 623 7821. Telefax: 95 623 9158, 95 623 7821, Cell: 95 9972 9315, Email: silviagoncalves@bol.com.br or morganaferreir@bol.com.br, URL: www.saude.rr.gov.br
- Mara Brognoli Hack, Endereço da Secretaria Estadual de Saúde, Esteves Júnior, 1160 - 12º andar, Centro, Florianópolis, Santa Catarina, CEP: 88015-530, Tel: 48 221 2216, 48 221 2214, 48 221 2286, Cell: 48 9112 4594, Fax: 48 224 1277, Email: prevtab@saude.sc.gov.br
- Ana Maria Sanches, Endereço da Secretaria Estadual de Saúde, Av. Dr. Arnaldo, 351 - 6º andar - sala 613, Cerqueira César, São Paulo, SP, CEP: 01246-901, Tel: 11 3082 2172, Cell: 11 9970 9191, Fax: 11 3082 2172, Email: dvdcnt@saude.sp.gov.br, sanches.j@bol.com.br
- Livia Angélica da Silva, Endereço da Secretaria Estadual de Saúde, Praça General Valadão, 32 / 1º andar, Centro, Aracaju, Sergipe, CEP: 49010-520, Tel: 79 214 1300, Fax: 79 234 9543, Email: sesiec@prodasa.com.br
- Morgana Martins dos Santos, Endereço da Secretaria Estadual de Saúde, Praça dos Girassóis das Esplanadas das Secretarias, S/nº, Centro, Palmas, Tocantins, CEP: 77003-903, Tel: 63 218 1716, 63 218 1787, 63 218 3271, Cell: 63 9977 5822, Fax: 63 218-1796, 63 218 1791, Email: cancer@saude.to.gov.br or morganamts@uol.com.br

#### Brunei Darussalam

Datin Paduka Dr. Hajah Intan binti Haji Md Salleh, Director General of Medical Services, Bandar Seri Begawan, Brunei Darussalam, Tel: 673 2 380170, Fax: 673 2 380687, Email: mhshd@brunet.bn

#### Bulgaria

Ministry of Health, Ms. Tzvetia Timcheva, Secretary of the Intersectoral Commission on Tobacco Control

#### Burkina Faso

Ministere de la Sante, Dr. Larba Theodore Kangoye, Inspecteur General des Services de Sante, 03 BP 7019, Ouagadougou 03, Ouagadougou, Burkina Faso, Tel: 226 31 53 89, 226 31 53 89, Email: igess@sante.gov.bf

#### Burundi

Ministere de la Sante, M. Bukuru Balthazar, Chef de Cabinet, Ministère de la Sante, République du Burundi, Burundi, Tel: 257 22 91 95, 257 21 96 94, 257 22 91 96

#### Cambodia

Ministry of Health, Dr. Lim Thai Pheang, Director, National Center for Health Promotion, 162, Preah Sihanouk Blvd., Boeung Keng Kang I, Chamkarmorn, Phnom Penh, Cambodia, Tel: 855 12 922 640, Fax: 855 23 213 608, Email: nchp@camnet.com.kh

#### Cameroon

Ministry of Health c/o Office of the WHO Representative, Emmanuel Richard Dipoko Diboto, P.O. Box 155, Yaounde, Cameroon, Tel: 237 25793, 237 225797, Email: wali@camnet.cm

Mouvement National Des Consommateurs (National Movement of Consumers), Alphonse Issi, President, BP 4074, Yaounde, Yaounde, Cameroun, Tel: 237 222 30 02, 237 776 68 17, 237 222 62 62, Email: monacocm@yahoo.fr, issi1943@yahoo.fr

#### Canada

Canadian Society for International Health (CSIH), Mrs. Janet Hatcher Roberts, Executive Director, 1 Nicholas St., Suite No. 1105, Ottawa, Ontario, Canada K1N 7B7, Tel: 1-613-241-5785, Fax: 241-3845, Email: csih@fox.nstn.ca, URL: http://www.csih.org  
Health Canada, Hélène Goulet, Director General, Tobacco Control Programme, 123 Slater Street, Ottawa, Ontario K1A 0K9, Telephone: 613 941-1977, Fax: 613 954-2288, Email: helene\_goulet@hc-sc.gc.ca

National Clearinghouse on Tobacco and Health, Canadian Council on Tobacco Control, Claudine Chapeau, Information Officer, 75 Albert Street, Suite 508, Ottawa, Ontario, K1P 5E7 Canada. Toll-free: 800 267-5234 (from within Canada), Tel: 613 567-3050, Fax: 613 567-2730, E-mail: info-services@cctc.ca

#### Cape Verde

Igreja Adventista Do Septimo Dia, C.P. 6 Praia, Cape Verde, Tel: 238 61 39 63, 238 61 39 63

Ministere de la Sante, Dr. Jose a Sousa Santos, Ministere de la Sante, Cape Verde, Tel: 238 32 86 44, Email: sousasantos@mail.cvtelecom.cv

#### Central African Republic

Association De Lutte Contre La Drogue et Les Autres Fleaux Sociaux, Président M. Youkoumba, B.P. 8554, Bagui, Central African Republic, Tel: 236 47 29 49  
Croix Bleue Centrafricaine, B.P. 726, (Cabine Publique), Siège social: Route de Damara à côté des Petites Soeurs du Coeur de Jésus, PK, 10 Bangui, Central African Republic, Tel: 236 61 35 61

Ministere de la Sante Publique et Population, Dr. Hoza Modeste, BP 883, Bangui, Central African Republic, Tel: 236 61 42 65, 236 04 32 02, 236 61 30 73, Email: hozamo@hotmail.com

#### Chad

Association Pour La Defense Des Droits Des Consommateurs (ADC), Mr. Elhadj Adam Daouda, B.P. 1385, N'djamena, Chad, Tel: 235 52 10 24, 235 52 10 27, 235 52 10 12, Email: daoudaadam@yahoo.com  
Croix Bleue Tchadienne, B.P. 4284, N'djamena, Chad, Tel: 235 51 51 02

Ministere de la Sante publique, Docteur Egiy Bolsane, Bureau principal de lutte contre le tabac, Boite Postale 440, N'djamena, Tchad, Tel: 235 51 61 68, 235 51 60 50, 235 51 80 05, Email: bolsaneegip@hotmail.com  
O.F.A.P., President Vincent Mbangyam, B.P. 1396, N'djamena, Chad, Tel: 235 53 41 26

Organisation Tchadienne D'Abstinence (OTA), B.P. 4069, N'djamena, Chad

Prof. Baptiste Jean-Pierre, Chef de Service de Pneumophysiologie, Boite Postale 660, N'djemena, Tchad, Tel: 235 52 43 43, 235 29 15 26, 235 51 53 09, Email: wr\_tchad@intmet.td or jean\_pierre\_baptiste@hotmail.com

#### Chile

Dr. Henri Jouval Jr., Representante de la OPS/OMS en Chile, Oficina Sanitaria Panamericana, Avenida Providencia No. 1017, Piso 4 y 5, Santiago, Chile, Casilla 9459, Santiago, Chile, Tel: 56-2-264-9300, Fax: 264-9311

Association of Laryngectomy Patients, (CONALACH), Sr. Felix Moscoso, Sr. Miguel Garcia or Sra. Perla Silva, Sta. Teresa 037, Santiago, Chile, Tel: 56 2 559 4732, Fax: 56 2 527 3844

Catholic University, Disease Prevention & Health Promotion Center, Dra. Ximena Berrios, Marcoleta 381, Of. 31, P.O. Box 114-D, Santiago, Chile, Tel: 56 2 686 3802, Fax: 56 2 639 2182, Email: xberrios@med.puc.cl  
Chilean Cancer Society (CONAC), Catalina Agosin, Presidente, Capellan Abarzua 027, Santiago, Chile, Tel: 56 2 737 3641, Fax: 56 2 777 5909

Instituto Nacional del Torax, Dr. Sergio Bello, J.M. Infante 717, Casilla 9634, Providencia, Santiago, Chile, Tel: 56 2 340 3422, Fax: 56 2 340 3422, Email: sergiobello@unete.com

Ministry of Health, Unidad de Tabaco, Dra. Marisol Acuña, Mac Iver N°541-of.420. Tel: 56 2 630 0821, 56 2 664 4077, Fax: 56 2 638 2238, Email: msacuna@minsal.cl or solacuna2002@yahoo.es

Sociedad Chilena de Enfermedades Respiratorias, Dra. Gisella Borzone Póte, Sta Magdalena N°75, of 701, Providencia Santiago, Tel: 56 2 231 6292, 56 2 232 4729, Email: ser@serchile.cl, URL: www.serchile.cl

The Seventh Day Adventist Church, Pastor Milton Alana, Dn Erwin Gomez, Porvenir 71, Santiago, Chile, Tel: 56 2 222 5315

#### China

Head Division of Health Education and Health Promotion, Department of Community Health & MCH, Ministry of Health, Dr. Xinhua Li, National Focal Person for Tobacco Control, #1 Xizhimenwai Nanlu, Beijing 100044, People's Republic of China, Tel: 8610 687 92352, Fax: 8610 687 92323, Email: lihx@chsi3.moh.gov.cn

WHO Collaborating Centre for Tobacco or Health, Dr. Wang Chen, Head, No. 8 Bajiazhuang Rd., Chaoyang District, Beijing 100020, People's Republic of China, Tel: 8610 6500 7755 ext 2292, Fax: 8610 6506 0167, Email: cwang29@hotmail.com

#### Hong Kong SAR

Dr. Henry Kong Wing-ming, Medical & Health Officer (Special Duties), Department of Health, Tobacco Control Office, 21/F Wu Chung House, 213 Queens Road East, Wanchai, Hong Kong, Tel: 852 2961-8971, Fax: 852 2836-0071, Email: henry\_kong@hotmail.com

#### Colombia

Dr. Eduardo Alvarez Peralta, Representante de la OPS/OMS en Colombia, Carrera 7 Nr. 74-21, Piso 9, Edificio Seguros Aurora, Bogotá, D.C., Colombia Apartado Aéreo 253367, Santafé de Bogotá, D.C., Colombia, Tel: 571 347-8373, Fax: 571 254-7070, Email: pwr@col.ops-oms.org

#### Comoros

Croissant Rouge Comorien, B.P. 240-Moroni, Comoros, Tel: 269 73 02 45, 269 73 06 64

Ministere des Affaires Etrangeres, Hodhoer Inzouddine, Directeur General, BP 428 Moronie, Moronie, Comores, Tel: 269 74 41 01, 269 74 41 19, 269 74 41 11, Email: hodhoerinzouddine@viola.fr

#### Congo

No information available

#### Cook Islands

Ministry of Health, Mrs. Natalie Ngapoko Short, Director of Public Health, P.O. Box 109, Rarotonga, Cook Islands, Tel: 682 29110, Fax: 689 29100, Email: paruru@health.gov.kc

#### Costa Rica

Dr. Philippe Lamy, Representante de la OPS/OMS en Costa Rica, Calle 16, Avenida 6 y 8, Distrito Hospital, San Jose, Costa Rica, Apartado 3745, San Jose, Costa Rica, Tel: 506-258-5810, Fax: 258-5830, Email: e-mail@cor.ops-oms.org

Asociación Costarricense de Salud Pública, Ministerio de Salud, Lic. Clarita Jorquera, Tel: 233-8063

Instituto Costarricense Contra el Cáncer, Srta. Ana Marcela Hernández Mora, Srta. Marcela Leandro Ulloa, Apdo. 852-1150, La Uruca, Costa Rica, Tel: 290-6636, 290-6013

Instituto de Alcoholismo y Farmacodependencia, Sr. Hubert Blanco Lizano, Dra. Emilia Ma. León, Tel: 224-6122, Fax: 224-6762

Jefa Unidad Promoción de la Salud, Ministerio de Salud, MSc. Elba Aguirre Saldaña, Apdo. 10123-1000, San José, Costa Rica, Tel: 255-2292, Fax: 233-2854

Medicina Preventiva, CCSS, Dr. Rodrigo Alvarez, Apdo. 10105-1000 San José, Costa Rica, Tel: 295-2299, 256-2620, Fax: 223-5992

Ministerio de Educación Pública, Licda. Ana Lorena Vargas Jiménez, Depto. Orientación, Vida Estudiantil, Apdo. 10087-1000, San José, Costa Rica, Telefax: 221-5432

Ministerio de Justicia, Sr. Carlos Luis Fernández, Tel: 268-6467

Ministerio de Salud, Diplomada Georgina Muñoz, Dpto. Estadística, Telefax: 255-2876

Organización Panamericana de la Salud, Dra. Miryan Cruz, Tel: 258-5810, Fax: 258-5830

Unidad Promoción de la Salud, Lic. Glorieta Brenes, Tel: 255-2292, Fax: 233-2854

#### Cote D'Ivoire

Ministere de la Sante, Pascal Bogui, U.F.R. des Sciences Medicales, B.P.V 166, Abidjan D1, Abidjan, Cote d'Ivoire, Tel: 225 22 44 5333, Email: Boguip@ci.refer.org

#### Croatia

Epidemiology of Chronic Diseases Department, Croatian Institute of Public Health, Dr. Vlasta Hrabak-Zerjavic, Head

#### Cuba

Dr. Eduardo Patricio Yépez, Representante de la OPS/OMS en Cuba, Oficina Sanitaria Panamericana, Calle 4 No. 407, entre 17 y 19 Vedado, La Habana, Cuba, Apartado Postal 68, La Habana, Cuba, Tel: 53-7-55-2526, Fax: 66-2075, Email: opscuba@infomed.sld.cu

Centro Nacional de Promoción y Educación para la Salud del MINSAP, Dra. Isabel Carbonell García, Directora, Calle I No. 507 bajos entre 23 y 25, Vedado, Municipio Plaza de la Revolución, Ciudad de La Habana, Cuba, Tel: 53 7 55 25 57, 53 8 33 50 88, Fax: 53 7 83 01 042, Email: isabelc@infomed.sld.cu

Centro para Dejar de Fumar, Hospital Clinico Quirugico "Hermanos Ameijeira", Lic. Geydi Rodriguez, Calle Belascoain y San Lazaro, Municipio Centro Habana, Ciudad de La Habana, Cuba, Tel: 53 7 87 76 047, Email: edsal@hha.sld.cu

Cuban Institute of Radio and Television, Lic. Juan Hernandez, Calle 23 esquina a M. Piso 10, Municipio Plaza de la Revolucion, Ciudad de La Habana, Cuba, Tel: 53 7 83 24 648

Instituto Nacional de Higiene y Epidemiologia, Dra. Patricia Varona Perez, Infanta # 1158 e/ Clavel y Llinas, Municipio Cerro, Ciudad de La Habana, Cuba, Tel: 53 7 87 81 736, Fax: 53 7 66 20 75, Email: patriciav@inhem.sld.cu

Ministry of Public Health, Dra. Milvia Ramirez, Direccion Nacional de Epidemiologia, Calle 23 No. 291 entre M y N, Vedado, Municipio Plaza de la Revolución, Ciudad de La Habana, Cuba, Tel: 53 7 55 33 23, 53 7 55 33 76, Fax: 53 7 66 23 12, Email: milvia@hesp.sld.cu

National Cancer Control Program, National Institute of Oncology, Dr. Rolando Camacho-Rodriguez, 29 y E. Vedado, Municipio Plaza de la Revolución, Ciudad de La Habana, Cuba

National School of Public Health, Lic. Nery Suarez Lugo, Calle I esquina Linea, Vedado, Municipio Plaza de la Revolución, Ciudad de La Habana, Cuba, Tel: 53 7 83 28 570, Email: nerysl@infomed.sld.cu

Programa Nacional de Enfermedades Crónicas no Transmisibles, MINSAP, Dr. Orlando Landrove Rodriguez, Direccion Nacional de Epidemiologia, Calle 23 No. 291 entre M y N, Vedado, Municipio Plaza de la Revolución, Ciudad de La Habana, Cuba, Tel: 53 7 55 33 23, 53 7 55 33 76, Fax: 53 7 66 23 12, Email: landrove@hesp.sld.cu

Programa Nacional de Prevención y Control del Tabaquismo en Cuba, Centro Nacional de Promoción y Educación para la Salud del MINSAP, Dra. Oriá Susana Acosta Cabrera, Responsable, Calle I No. 507 bajos entre 23 y 25, Vedado, Municipio Plaza de la Revolución, Ciudad de La Habana, Cuba, Tel: 53 7 55 25 57, 53 8 33 50 88, Fax: 53 7 83 01 042, Email: oria.acosta@infomed.sld.cu

University of Havana, Lic. Dionisio Zalvidar Perez, Psychology Faculty, Calle San Rafael No. 1168 esquina Mason, Municipio Plaza, Ciudad de La Habana, Cuba, Tel: 53 7 87 05 842, Fax: 53 7 33 59 60, Email: dionisio@psico.uh.cu

#### Cyprus

Ministry of Health, Government of Cyprus, Nicosia, Cyprus, Mr. Frixos Savvides, Tel: 3572-344614, Fax: 3572-305803, Telex: 2366-30012, URL: www.kypros.org/PIO/cygov/ministry/mhealth/index.htm

#### Czech Republic

National Institute of Public Health, Dr. Hana Sovinova

**Democratic People's Republic of Korea**

Dr. Egil Sorensen, WHO Representative, 14-Munsudong, Taedonggang District, Pyongyang, DPRK, Tel: 381 7914, 381 7920 (WR), Fax: 381 7916, Email: sorensene@whodprk.org or wr@whodprk.org

**Democratic Republic of Congo**

Blue Cross, Mandefu WAZI, Rue Lemfu No. 21, B.P. 291, Commune de Kasa-Vubu, Kinshasa 7, Democratic Republic of the Congo, Tel: 243 12 61 483, Email: courrier@netcongo.com

Kinshasa University School of Medicine, Professor Benjamin Longo-Mbenza, Unikin Campus, BP 783, Kinshasa XI, Democratic Republic of the Congo, Tel: 243 88 45 529

Ministere de la Sante, Mbuyu Muteba Yambele, Directeur de PNLCT en RDC, Kinshasa, Democratic Republic of Congo, Tel: 243 89 11 856, Email: cabsante\_rdc@raga.net

Tobacco Prevention & Training Agent, Mr. Wazi Mulum, Assistant General Secretary, Rue Lemfu No.21, Q/Camp christ-roi, Commune De Kasa-Vubu, Kinshasa, B.P 291 Kinshasa 7, Kinshasa, Kinshasa, Democratic Republic of Congo, Tel: 243 89 29 674, 760 24 88 212, Email: croixbleuerdc@yahoo.fr

**Denmark**

National Board of Health, Centre for Health Promotion and Prevention, Ms. Ulla Skovgaard Danielsen, Senior Adviser

National Board of Health, Mr. Lars Moller, Senior Medical Officer

**Djibouti**

Le Ministre de la Sante, Dr. Mohamed Ali Kamil, B.P. 296, Djibouti, Tel: 253-351931, 253-353119, Fax: 253-356300, Telex: 5871 DJJ

WHO Representative, Mr. Farih Fehri Fassi, P.O. Box 2085, Djibouti, Location Plateau du Serpent, Lot No.1024, Rue de Beauchamps, Tel: 253-350 629, Fax: 253-355 124 OMS DJJ, Telex: 5948 WHO DJ, Email: oms@intnet.dj

**Dominica**

Joan Henry, Ministry of Health, Government Headquarters, Rousseau, Tel: 767-448-2151, Fax: 767-448-6086, Email: health@cvvdom.dm

**Dominican Republic**

Dra. Socorro Gross Galiano, Representante de la OPS/OMS en la República Dominicana, Edificio Cruz Roja y OPS/OMS, Calle Pepillo Salcedo - Recta Final, Plaza de la Salud, Ensanche La Fe., Santo Domingo, República Dominicana, Apartado 1464, Santo Domingo, República Dominicana, Tel: 1-809- 562-1519, Fax: 544-0322, Email: e-mail@dor.ops-oms.org, URL: www.ops-oms.org.do

Dominican Committee on Smoking & Health, Dominican Republic

Dra. Celia Riera Betancourt, Representación OPS/OMS Secretario de Estado de Salud y Asistencia Social (SES-PAS), Dr. Generoso Castillo, Asistente Ejecutivo, responsable del tema Tabaco, Tel: 809 566 3032

Liga Dominicana Contra el Cancer, Calle Bernardo Correa y Cidron No. 1, Santo Domingo DN, Dominican Republic, Tel: 809 689 3610, Fax: 809 687 4269

Liga Dominicana Contra el Cáncer, Dra. Catalina Gonzalez Pons, Director, Tel: 682 5262

Pedro Luis Castellanos, OPS/OMS, Edificio Cruz Roja y OPS/OMS, Calle Pepillo Slacedo, Plaza de Salud, Santo Domingo, Dominican Republic, Tel: 809 562 1519, Fax: 809 544 0322, Email: pcastell@dor.ops-oms.org

Secretaria de Estado de Salud Publica y Asistencia Social, Artemis Xiomara Feliz Mesa, Av. San Cristobal esquina Tiradente, Santo Domingo, Dominican Republic, Tel: 809 549 3285

Secretaria de Salud, Ramon Camacho Bencosme, Santo Domingo, Dominican Republic, Tel: 809 565 0336, Fax: 809 563 5787

Tabare De Los Santos Baez, Publica Y Asistencia Social, Apartado 123-9, Santo Domingo, Dominican Republic

**Ecuador**

Sr. Diego Victoria, Representante de la OPS/OMS en el Ecuador, Oficina Sanitaria Panamericana, Amazonas N. 2889 y Mariana de Jesus, Quito, Ecuador, Tel: 593-2-2460-330, Fax: 2460-325, Email: dvictoria@ecu.ops-oms.org

Interinstitutional Committee Against Smoking, Carlos Salvador Garcia, Presidente, Eloy Alfaro 516 Alemania - Quinto Piso, Quito, Ecuador, Tel: 593 2 2526 278, Fax: 593 2 2466 431, Email: csalvador@andinatel.net

Ministerio de Salud Pública, Hernán Chávez and Patricio Jácome, Dirección de Salud Mental, Buenos Aires 340 y Manuel Larrea 4to piso, Quito, Ecuador, Tel: 593 2 2566 197, Email: shchavez@hotmail.com or pjacome@andinatel.net

Oficina Sanitaria Panamericana, Hugo Noboa, OPS-OMS, Av. Amazonas 2889 y La Granja, Quito, Ecuador, Tel: 593 2 2460 330, Fax: 593 2 2460 325, Email: hnoboa@ecu.ops-oms.org

Sociedad de Lucha Contra el Cáncer de Manabí, Teresa Ribadeneira, Departamento de Promoción y Prevención, Núcleo de Portoviejo, Portoviejo, Ecuador, Tel: 593 5 633 068, Email: progprevenolca@yahoo.es

The Seventh Day Adventist Church, Ecuador, Miriam Espinosa de Pittaro, Col. Adventista Ciudad de Quito, Joaquín Arrieta 180 - Quito, Ecuador, Tel/fax: 593 2 2475 668, Email: miryampittaro@hotmail.com

Tribuna Ecuatoriana de Consumidores y Usuarios, María José Troya and Viviana Guzmán, Quito, Ecuador, Email: tribuna@hoy.net

**Egypt**

Dr. Zuhair Hallaj, Acting WHO Representative, Absences/Duty Travels, WHO Representative, Magless El Shaab Box No.146, Cairo 11516, Location Ministry of Health, Cairo (Magless El Shaab street), Tel: 02-795 7706, Fax: 02-795 3756, Telex: 21761 WHO UN, Email: wregypt@emro.who.int or wregypt@link.net

Central Association Against Tuberculosis & Lung Disease, 19 Amin Samy street Kasr El-Ainy, P.O. Box 2185, Monira, Cairo 11599, Egypt, Tel: 002-02-7948702, Fax: 002-02-7944830

Ministry of Health & Population, Dr. Mohammed Awad Afifi Tag-El-Din, Minister of Health and Population, 3 Magles El Shaab Street, Cairo 11467, Tel: 202-7941507, Fax: 202-7953966, Telex: 94107 MOHEG UN

**El Salvador**

Dr. Horacio Toro Ocampo, Representante de la OPS/OMS en El Salvador, 73 Avenida Sur No. 135, Colonia Escalón, San Salvador, El Salvador, Apartado Postal 1072, Sucursal Centro, San Salvador, El Salvador, Tel: 503-298-3491, Fax: 298-1168

Asociación de Exfumadores y Clínica de cesación de fumado del Instituto Salvadoreño del Seguro Social, Lilian Choto de Parada, Calle Padres Aguilar No. 430-2, col. Escalon, San Salvador, El Salvador, Tel: 503 263 4926, Email: ichparada@latinmail.com. Neumologa, trabaja en programas de rehabilitación Pulmonar y cesación de fumado.

Centro de Defensa del Consumidor (CDC), Ana Ella Gomez, Gerente de Investigaciones y Cabildeo, Urb. La Florida, Pje. Las Palmeras y Final Pje. Los pinos No. 8, San Salvador, El Salvador, Tel: 503 260 8613, Fax: 503 260 2621, Email: cdcentral@cdc.org.sv. Abogacia Ex -FUSAL, Carlos Alberto Alvarez, Presidente, Calle Padres Aguilar No. 430-2, col. Escalon, San Salvador, El Salvador

**Equatorial Guinea**

No information available

**Eritrea**

Ministry of Health, Department of Pharmaceutical Services, Seare Berhe Beyene, Head Drug Registration Unit, P.O.Box 217, Asmara, Asmara, Eritrea, Tel: 291 1 120297, 291 1 151322, Email: asgm@eri.healthnet.org

National Union of Eritrean Youth & Students (NUEYS), Mr. Luul Fessemaye Zacharias, P.O. Box 1042, Asmara, Eritrea, Tel: 291 1 122118, 291 1 120447, Email: nueyspub@eol.com.er

St. Mary Psychiatric Hospital, Fetsumberhan Gebreyesus, M.D., P.O. Box 930, Asmara, Eritrea, Tel: 291 1 181186, 291 1 125835, Email: psychosp@eri.healthnet.org

**Estonia**

Health Promotion Bureau, Ministry of Social Affairs, Dr. Andrus Lipand, Head

**Ethiopia**

Christian Relief and Development Association, Mr. Fekede Tsegaye, P.O. Box 5674, Addis Ababa, Ethiopia, Tel: 251 1 65 01 00, 251 1 65 22 80, Email: ftsegaye@telecom.net.et

Drug Administration and Control Authority, Control and Abuse Prevention Divisions, Mr. Alefe Fitew, Acting Head of Narcotic Drugs and Psychotropic Substances, P.O.Box 5681, Addis Ababa, Ethiopia, Tel: 251 52 41 22, 251 52 41 18, 251 1 52 13 92, 251 51 26 91, Email: daca@telcom.net.et

**Fiji**

Dr. Margaret Cornelius, Assistant Director Primary & Preventive Health, Services, Non Communicable Disease/Head, National, Centre for Health Promotion, Tamavua, Suva, Fiji. Tel: 679 320-844, Fax: 679 320-746, Email: nchp@healthfiji.gov.fj

**Finland**

Department for Promotion of Welfare and Health, Ministry of Social Affairs and Health, Dr. Olli Simonen, Ministerial Adviser

**France**

Direction Générale de la Santé, Ministère de la Santé, Ms. Marjorie Soufflet, Responsable des affaires juridiques

**Gabon**

Agir por le Gabon, Mr. Alphonse Louma-Eyougha, BP 22224, Libreville, Gabon, Tel: 241 72 9690, 241 77 4166

Elise Adventiste Du 7ème Jour, Pasteur Wora Emmanuel, B.P. 4074, Libreville, Gabon, Tel: 241 73 1044

Ministere de la Sante Publique, Dr. Alphonse Louma Eyougha, BP 22224, Libreville, Libreville, Gabon, Tel: 241 72 9690, 241 72 2898, 241 77 4166, Email: loumaeyougha@inet.ga

**Gambia**

Department of State, c/o WHO Office, Karamo M. Kanteh, TFI Focal Point, Department of State, c/o WHO Office, Kotu Layout KMC, Banjul, Banjul, Gambia, Tel: 220 22 87 62, 220 90 12 98, 220 22 85 05, 220 46 22 98, Email: Karomo\_Kanteh@hotmail.com

Department of State for Health and Social Welfare, Cherno O.A. Jallow, Principal Planner, Directorate of Planning and Information, Medical & Health Department, Banjul, Gambia, Tel: 220 22 79 30, 220 22 57 12, Email: chejallow@hotmail.com, dpi@qanet.gm

RAID Gambia, Mr. Samboujang Conteh, P.O. Box 480, Banjul, Gambia, Tel: 220 72 01 62, 220 72 01 12

The Gambia Good Templars Association, New Town Road, Bakau, Gambia

Youth Front Against Drugs and Alcohol Abuse, Kanifing, Serekunda, Gambia

**Georgia**

Department of Public Health, Ministry of Labour, Health and Social Affairs, Dr. Ramaz Urushadze, Head

## Germany

Bundesministerium für Gesundheit, Bonn, Ms. Elke Schroer

Bundesministerium für Gesundheit, Ms. Michaela Schreiber, Referatsleiterin Drogen und Sucht

## Ghana

African-American Lung Association (AALA), Mr. George Brown Otoo, Executive Director, P.O. Box C70, Cantonments, Accra, Ghana, Tel: 233 21 22 67 95, 233 21 24 29 43

Communicators Against Tobacco, Rosemary ARDAYFIO, c/o Graphic Corporation, P.O. Box 742, Accra, Ghana

Ghana Committee on Tobacco Control, Faith Medical Services, Dr. Seth Koranteng, P.O. Box AJ 185, Alajo-Accra, Ghana, Tel: 233 21 22 84 89, 233 21 66 99 57  
Health Humanitarian and Environmental Society (HHES), Thomas Fred ADDO, P.O. Box 16482 Kia, Accra, Ghana, Tel: 233 21 23 51 39, 233 21 23 76 76, Email: thomak@jslcc.africaonline.com.gh

Ministry of Health, Dr. James K. Teprey, Program Manager, Non-communicable Diseases and Focal Point for TFI, Ministry of Health, P.O.Box KB 493, Accra, Accra, Ghana, Tel: 233 21 66 36 06, 233 24 25 85 60, 233 21 66 79 80, Email: Teprey@hotmail.com

Ministry of Health, Health Research Unit, Edith Wellington, Senior Research Officer, Adabraka Polyclinic, P.O. Box 184, Accra, Ghana, Tel: 233 21 23 02 20, 233 21 22 67 39, Email: ediwel@hotmail.com

Ministry of Justice, Attorney General's Dept, Mrs. Anna Pearl Akiwumi, P.O.Box CT 4787, Cantonments, Accra, or P.O.Box M60, Ministries Accra, Accra, Ghana, Tel: 233 21 68 25 24, 233 24 27 88 59, 233 21 66 36 66, Email: Pearlous9@yahoo.com

The Ghana Movement Against Tobacco and Substance Abuse (MATOSA), Mr. Oscare Augustine Bruce, P.O. Box 5265, Accra-North, Ghana

## Greece

Consultant to the Deputy Minister of Health, Ministry of Health and Welfare, Dr. Theodora Stavrou

## Grenada

Alistair Antoine, Medical Officer of Health (Epidemiology), Ministry of Health, The Botanical Gardens, St. Georges, Grenada, Tel: 473 440-3485, Fax: 473 440-4127, Email: catingda@caribsurf.com

## Guatemala

Dr. Pedro Luis Castellanos, Representante de la OPS/OMS en Guatemala, Oficina Sanitaria Panamericana, Edificio Etisa, Plazuela España, 7a. Avenida 12-23, Zona 9, Apartado Postal 383, Guatemala, Guatemala, Tel: 502 332-2032, Fax: 502 334-3804, Email: pwr@gut.ops-oms.org

Asociación Nacional contra el Tabaquismo, Dr. León Arango, Presidente, 14 Avenida 17-20, Zona 10, Guatemala, Tel: 368-3016, 367-4953, 332-3352, Email: arango2@intelnet.net.gt

Ciencias de la Salud de la Universidad Rafael Landívar, Dr. Miguel Ángel Garcés, Decano de la Facultad (actualmente funge como Coordinador de la Comisión Nacional de Prevención y Control del Tabaquismo, en formación), Universidad Rafael Landívar, Vista hermosa III, zona 16, Guatemala, Tel: 279-7838, Email: mgarcés@url.edu.gt

Ciencias de la Salud de la Universidad Rafael Landívar, Dra. Silvia M. Cruz Pérez, Facultad, (actualmente funge como Secretaria de la Comisión Nacional de Prevención y Control del Tabaquismo, en formación), Universidad Rafael Landívar, Vista hermosa III, zona 16, Guatemala, Tel: 279-7838, Email: scruz@url.edu.gt

Ciencias Médicas para la prevención y el control del tabaquismo (de la Universidad San Carlos de Guatemala), Dr. Armando Chavarria, Representante de la Facultad, Centro Universitario Metropolitano de la Universidad San Carlos de Guatemala, 9va Avenida 9-45, zona 11, Guatemala, Tel: 485-1900, 485-1901

Comisión Contra las Adicciones y el Tráfico Ilícito de Drogas (SECCATID), Ileana Rivera López, Secretaria Ejecutiva (Adscripta a la Vicepresidencia de la República), 3ra. Avenida 13-30, zona 1, Guatemala, Tel: 253-3095, 253-3062

Comisión de Regulación de la Publicidad del Tabaco del Ministerio de Salud Pública y Asistencia Social, Ingeniero Rubén Pérez Oliva, Coordinador, 2da. Avenida 0-61, zona 10, Guatemala, Tel: 334-8262, 332-1279, Email: mspambiente@itelgua.com

Fundación Ayúdame a Vivir, María de los Angeles Montenegro, 12 Calle 2-04, zona 9, Guatemala, Tel: 331-9969, 360-7683

Jorge Rodríguez, OPS/OMS

Liga Nacional Contra el Cáncer, Sra. Enriqueta García Granados, Directora del Departamento de Prevención, 6ta. Avenida y Calzada Roosevelt (frente al Ministerio de Salud), zona 11, Guatemala, Tel: 440-4638, Email: piensa@itelgua.com

Ministerio de Salud Pública y Asistencia Social, Dra. Irma Pérez de Alvarado, Jefa del Programa de Salud Mental y Adicciones, 11 Avenida "A" 12-19, zona 7, Colonia La Verbena, (Edificio de Programas de Atención a las Personas del Ministerio de Salud), Tel: 471-9996, 475-5394, Email: salment@ops.org.gt, pns@m@intelnet.com

Patricia Ruiz, OPS/OMS

Red de Sobrevivientes del Cáncer, Ileana de Chang, Se localizan en la Liga Nacional Contra el Cáncer: 6ta. Avenida y Calzada Roosevelt (frente al Ministerio de Salud), zona 11, Guatemala, Tel: 205-3121

Unidad de Salud de la Universidad San Carlos de Guatemala, Dr. Carlos Catalán, Director, Universidad San Carlos de Guatemala, Ciudad Universitaria, zona 12, Guatemala, Tel: 443-9633

Universidad Francisco Marroquín, Dra. Rosa de Escobar, Representante de la Unidad de Salud, 6ta Avenida 7-49, zona 10, Guatemala, Tel: 339-3244

Universidad Mariano Gálvez, Licenciada Betzabé Vargas del Castillo, Representante, Interior Finca El Zapote, zona 2, Guatemala, Tel: 432-0713, 518-2142

## Guinea

Agencia Adventista Para O Desenvolvimento E Recursos Assistenciais (ADRA), Rue 12 No. 7, C.P. 397, Bissau, Guinea, Tel: 245 21 34 14, 245 20 14 65

Association Guineenne de Lutte Contre le Tabac (AGLT) Lansana Sandry, Sise Sig Madina, Bâtiment 343, Conakry, Guinea, Tel: 224 22 31 73, 224 46 44 30

## Guinea-Bissau

Ministère de la Sante Publique, Dr. Lazaro Soares Cassama, Directeur des affaires hospitaliers, BP 59, Bissau, Guinea Bissau, Tel: 245 20 53 56, 245 20 53 46, 245 29 53 45

## Guyana

Dr. Bernadette Theodore-Gandi, PAHO/WHO Representative, Lot 8 Brickdam Stabroek, Georgetown, Guyana, P.O. Box 10969, Georgetown, Guyana, Tel: 592-225-3000, Fax: 226-6654

## Haiti

Dr. Lea Guido, Représentante de l'OPS/OMS en Haiti, No. 295 Avenue John Brown, Port-au-Prince, Haiti, Boite Postale 1330, Port-au-Prince, Haiti, Tel: 509-260-5700, Fax: 509 245 6917, Email: HAIPWR@hai.ops-oms.org

## Honduras

Dr. Carlos Samayoa Castillo, Representante de la OPS/OMS en Honduras, Oficina Sanitaria Panamericana, Edificio Inmobiliaria Caribe, Quinto Piso, Calle Principal, Colonia Lomas del Guijarro, Tegucigalpa MDC, Honduras, Apartado Postal 728, Tegucigalpa MDC, Honduras, Tel: 504-221-3721, Fax: 221-3706, Email: pwrhon@paho-who.hn

Centro de Cáncer "Enma Romero Callejas", Dra. Flora Duarte, Directora, Tegucigalpa, Honduras, Tel: 504 239 9445

Colegio Médico de Honduras, Dr. Rubén Palma, Apartado postal #810, Tegucigalpa, Honduras, Tel: 504 231 0518, Fax: 504 232 6573, Email: coimedh@hondudata.com

Coordinadora Hondureña Antitabaco (CIHAT) Tel: 504 237 5014, Fax: 504 220 5293

Honduran Committee for Smoking Control, CONACTA, Dr. Juan Almeyda, Apdo 1796, Tegucigalpa, Honduras, Tel: 504 232 4204, Fax: 504 235 3367, Email: cptrt@sdnhon.org.hn

Honduran Institute for the Prevention and Treatment of Alcoholism Drug Addiction, and Dependency (IHADFA), Dr. Raul Batres, Director, Tegucigalpa, Honduras, Tel: 504 238 2473, Fax: 504 237 5010

Liga Contra el Cancer, Jorge Manzor, Tel: 504 550 6501, Fax: 504 550 7622, Email: lgcancer@mayanet.hn

Liga Contra el Cancer, Juana Noll, 11 Ave. 8 Calle No. 51, San Pedro Sula, Honduras, Tel: 504 550 7622, Fax: 504 550 0944

Movimiento Madre Tierra, Tegucigalpa, Honduras, Tel: 504 224 2950

PRIDE of Honduras, David Arango, 4 calles 9410 ave. 50, Honduras

The Seventh Day Adventist Church, Apdo 121, Tegucigalpa, Honduras, Tel: 504 766 2210, 504 766 2211, Fax: 504 766 2210

## Hungary

WHO collaborating centre, Tobacco Team, National Institute for Health Promotion, Mr. Tibor Demjen, Head of Division

## Iceland

Tobacco Control Task Force of Iceland, Dr. Thorsteinn Njalsson, Chairperson

## India

WHO Representative, Dr. S.J. Habayeb, Rooms 533 - 535, 'A' Wing, Nirman Bhawan, Maulana Azad Road, New Delhi-110 001, India, Office Location: Room No.534, 'A'-Wing, Nirman Bhawan, New Delhi-110 011, India, Tel: 23015922, Fax: 23012450, Email: habayeb@whoindia.org

## Indonesia

WHO Representative, Dr. Georg Petersen, P.O.Box 1302, Jakarta, Indonesia, Office Location: 9th Floor, Bina Mula 1 Building, Jl. H. R. Rasuna Said Kav- 10- 11, Kuningan, Jakarta 12950, Indonesia, Tel: 5204549 (Hunting), Fax: 520 11 64, Email: petersen@who.or.id

## Iran (Islamic Republic of)

Minister of Health and Medical Education, Dr. Masoud Pezeshkian, P.O. Box 310, Teheran 11344, Iran, Tel: 982-1-670410, Fax: 982-1-6713946, Telex: 213423 IHRD IR, Email: intlorganization@mohme.gov.ir, URL: http://www.hbi.dmr.or.ir/

WHO Representative, Dr. El Fatih El Samani, P.O. Box 11365-3597, Teheran, Location: Ministry of Health, Hafez Ave, Chahar Rah Yousefabad, Teheran (Room 436, 4th floor), Tel: 982-1-6700361, Fax: 982-1-6708969, Telex: 223070 WHO IR, Email: whotech@who.un.or.ir

## Iraq

Minister of Health, Ministry of Health, Dr. Umeed Medhat Mubarak (as of April 9, 2003), Baghdad, Iraq, Tel: 964-1-88 53 764, Telex: 212507 HEALTH IK, Fax: 964-1-88 52 341, Email: Health@Uruklink.net, URL: http://www.ruklink.net/health/

WHO Representative, Dr. Gholam Rabani Popal, P.O. Box 2048, Baghdad, Iraq, Location: Building No.6, Street No.10, Area (902), Hay Al Wahda, Alwiya, Tel: 873-1754463 by satellite, Telex: 214065 WHO IK, Fax: 1-212-963 3009, Email: who.baghdad@un.org



## Ireland

Office of Tobacco Control, Ms. Eimear Simms, Senior Environmental Health Officer

Office of Tobacco Control, Unit 14, Mr. Thomas G. Power, Chief Executive Officer

## Israel

Ministry of Health, Mr. Yair Amikam, Deputy Director-General, Information and International Relations.

## Italy

Department of Prevention, Dr. Daniela Galeone, Medical Officer

## Jamaica

Dr. Manuel Peña, PAHO/WHO Representative (also serves Bermuda and Cayman Islands), Old Oceana Building, 7th Floor, 2-4 King Street, Kingston, Jamaica, P.O. Box 384, Cross Roads, Kingston 5, Jamaica, Tel: 1-876-967-4626, Fax: 967-5189

Dr. Knox Hagley, Chairman, Heart Foundation of Jamaica, 30 Beechwood Avenue, Kingston 5, Tel: 876 926-4378, Fax: 878 754-6441, Email: hfj@infochan.com

Dr. Eva Lewis Fuller, Director of International Cooperation, Ministry of Health, Tel: 876 967 3538, 967 1100-9, Fax: 876 967 0273, Email: fullere@moh.gov.jm

Mrs. Marva Lee, Jamaica Cancer Society, Tel: 876 927-4265, 978-9239, Fax: 876 978-1918, Email: jcsadmin@cwjamaica.com

Mr. Michael Tucker, National Council on Drug Abuse, Tel: 876 926-9002, Fax: 876 960 1820, Email: ncdal@kasnet.com

Dr. Gerardo de Cosio, Pan American Health Organization (PAHO), Tel: 876 967 4626, Fax: 976 967 5189, Email: decosiog@jam.paho.org

## Japan

Ministry of Health, Labour and Welfare, Dr. Nobuaki Shibaiki, Counsellor, Minister's Secretariat, 1-2-2 Kasumigaseki, Chiyoda-ku, Tokyo 100-8916, Japan, Tel: 81 3 5253 1111 ext. 2330, Fax: 81 3 3591 9585, Email: shibaiki-nobuaki@mhlw.go.jp

## Jordan

Jordanian Anti-Smoking Society, Amman 11181, P.O. Box 830083, Amman, Jordan, Tel: 009626-5660322, Fax: 009626-461114

Ministry of Health, Dr. Waleed Al Maani, Minister of Health, P.O. Box 86, Amman, Jordan, Tel: 9626-5655166, Telex: 21595 HEALTH JO, URL: <http://www.moh.gov.jo/>

WHO Representative, Dr. Ala'din Alwan, P.O. Box 811547, Amman, Jordan, Location: Alal Al-Fasi Street, Shmaisani, Amman, Tel: 962 6-568 4651, Fax: 9626-566 7533, Email: whoamman@go.com.jo

## Kazakhstan

Agency of the Republic of Kazakhstan for Health Affairs, Dr. Aigul Tastanova, Chief Specialist

## Kenya

African Centre for Empowerment Gender and Advocacy (ACEGA), Mary M. Mbandi, United Nations Avenue, P.O. Box 60375, Nairobi, Kenya, Tel: 254 2 520247, 254 2 512002, Email: acega@insightkenya.com

Africa Centre for Empowerment, Gender and Advocacy (ACEGA), Mrs. Litha Musyimi Ogana, United Nations Avenue, P.O. Box 60375, Nairobi, Kenya, Tel: 254 2 520247, 254 2 512002, Email: acega@insightkenya.com or lithamo@yahoo.co.uk

African Women's Development and Communications Network (FEMNET), Dr. Pamela Kola, P.O. Box 48611, Nairobi, Kenya, Tel: 254 2 569786, Email: kola-creche@hotmail.com

Association for Prevention of Tobacco & Lung Disease, Daniel K. Kibuga, P.O. Box 20781, Nairobi, Kenya, Tel: 254 2 713198, 254 2 25094, Email: dkibuga@insightkenya.com

Centre for Tobacco Free Education and Development, Fred Odhiambo Mgoche, Box 41245, Nairobi, Kenya, Tel: 254 2 788302, Email: ctfed@yahoo.com

Kenya Action on Smoking and Health KNCPPAD, Dr. Gershom Amayo, P.O. Box 42276, Nairobi, Kenya

Kenya Cancer Association, Dr. Ketra A. Muhombe, Mito Andei Road, P.O. Box 19588, Nairobi, Kenya, Tel: 254 2 718833, 254 2 569201

Kenya Medical Association Tobacco Control Committee, Ms. Mary Chege, P.O. Box 59415, Nairobi, Kenya, Tel: 254 2 601 979, 254 2 339 896

Kenyan Alliance Against Tobacco (KAAT), Litha Musyimi Ogana, KAAT Chairperson, Nairobi, Kenya, Email: acega@insightkenya.com

Ministry of Health, Dr. David Kiima, Director of Mental Health, P.O.Box 30016, Nairobi, Nairobi, Kenya, Tel: 254 2 723410, Email: Kiima@nbnnet.co.ke

National Health Research and Development Centre, Rispah Oduwo, P.O. Box 30623, Utalii House-off Uhuru Highway, Nairobi, Kenya, Tel: 254 2 246412, 254 2 246426, Email: nhrdc@gatewayonline.co.ke

Tobacco or Health Kenya Association, Mr. Vincent Mung'o ma, P.O. Box 30016, Nairobi, Kenya

## Kiribati

Mr. Kireata Ruteru, Health Educator, Ministry of Health and Family Planning, P.O. Box 268, Bikenibeu, Tarawa. Tel: 686 28100 ext 204, Fax: 686 28152, Email: mhfp@tskl.net.ki

## Kuwait

Department of Medicine, Kuwait University, Dr. Nasser Behbehani, Assistant Professor, P.O. Box 24923, Safat 13110, Kuwait, Fax: 965-5338907, Email: nasser\_beh@hsc.Kuniv.edu.kw

Kuwait Society for Preventing Smoking and Lung Cancer, P.O. Box 26733, Safat 13128, Kuwait, Tel: 965-2530120, Fax: 965-2510137

Ministry of Health, Dr. Mohammed Ahmed Al-Jarallah, Minister of Public Health, P.O. Box 5, Kuwait 13001, Tel: 965-4865636, Fax: 965-4865287, Telex: 22729 KT, URL: <http://www.moh.gov.kw/>

## Kyrgyzstan

MANAS Health Care Reform Programme, Ministry of Health, Dr. Chinara Bekbasarova, CINDI Programme Deputy Director

## Lao People's Democratic Republic

Dr Somchay Pholsena, Director of the Centre for Information and Education for Health, Ministry of Health, Vientiane, Lao People's Democratic Republic. Tel: 856-21 214 039, Fax: 856-21 223723, Email: psomchay@laotel.com

Dr Bounsong Douangpraseuth, Chief of Research and Training Division, Ministry of Health, Vientiane, Lao People's Democratic Republic. Tel: 856-21 214 039, Fax: 856-21 223723

## Latvia

Centre of Drug Abuse Prevention and Treatment, Dr. Janis Caunitis, Head, Division of Statistics, Prevention and Methodology

## Lebanon

Ministry of Public Health, Mr. Sleiman Franjeh, Minister of Public Health, Beirut, Lebanon, Tel: 961-1-615716, 961-1-615717, 961-1-615718, 961-1-645099, Fax: 961-1-645062, Telex: 44179 LE, Email: ministry@public-health.gov.lb, URL: <http://www.public-health.gov.lb/>

Tobacco Control Programme, MOH Lebanon, Dr. Youssef Bassim, Director, Tel: 961-01-617 716, 961-01-617-717, Fax: 961-01-645099, Email: minister@publicohealth.gov.lb

WHO Representative, Dr. Habib Mohammad Latiri, P.O. Box 5391, Beirut, Lebanon, Location: Museum Square, Glass Building; Fourth Floor (next to the Ministry of Public Health), Beirut, Tel: 961-1-612970/1/2, Fax: 961-1-612973, Email: Registry@leb.emro.who.int

## Lesotho

Health Education Division Ministry of Health, Mrs. Mamotena Thibeli, P.O. Box 9662, Maseru 100, Lesotho, Tel: 266 31 1504, 266 32 5686

Ministry of Health & Social Welfare, Disease Control Division, Dr. Moselinyane Letsie, Private Bag A 212, Maseru 100, Maseru, Lesotho, Tel: 266 325314, 266 321106, 266 323010

Ministry of Health & Social Welfare, Mr. Teboho Kitleli, Principal Secretary for Health & Social Welfare, P.O.Box 514, Maseru 100, Maseru, Lesotho, Tel: 266 313453, 266 312836, 266 323010

National University of Lesotho, Dr. Itumeleng Kimane, P.O. Box 180, Maseru, Lesotho, Tel: 266 340601, 266 340000, Email: I.kimane@nul.ls

Seventh Day Adventist Church Adventville, Pastor A. Mainoane, P.O. Box 714, Maseru 100, Lesotho

Thaba Bosiu Centre, Mrs. Mphonyane R. Mofokeng, Private Bag A 364, Maseru 100, Lesotho, Tel: 266 854048, 266 314528, Email: tbcles@lesoff.co.za

## Liberia

Liberian Cancer Society, Harriette Taylor, R.N., Capitol, Bye-Pass, Monrovia, Liberia, Tel: 231 226317

National Leprosy/TB Control Programme, Ministry of Health, Dr. Harrison Freeman, P.O. Box 10-1240, 1000 Monrovia 10, Monrovia, Liberia, 06 51 26 11

## Libyan Arab Jamahiriya

General People's Committee, Mr. Ammar Al Mabrouk Eltaef, Assistant Secretary for Services Affairs, Sirt, Libyan Arab Jamahiriya, Tel: 21821-3612198, 21854-63085, 21854-63086, Fax: 21821-3612199, Telex: 20381 HEALTH LY, URL: <http://www.libyan-health.org/>  
National WHO Representative, Dr. Ibrahim Al Hadi Sherif, P.O. Box 2317, Tripoli, Libyan Arab Jamahiriya, Location: Usama Street, Tripoli-near the Technical Center of Environmental Protection, Tel: 21821-333 1060, Fax: 21821-333 1060, Email: wrly@ittnet.net

## Lithuania

Ministry of Health of the Republic of Lithuania, Dr. Gelena Kriveliene, Senior Specialist, Public Health Division

## Luxembourg

No information available

## Madagascar

Comite National De Lutte Contre Les Nocifs Du Tabac, Président Prof. Andrianaivo Paul, Siège Provisoire Minisante, Madagascar, Tel: 261 23400, 261 29329  
Croix Bleue, B.P. 623 Immeuble, Ifanomezantsoa, 101 Antananarivo, Madagascar, Tel: 261 22 31871, 261 22 36845, 261 22 26372

Service Toxicomanie TPA (Tobim-Pitsaboana Leteriana A, Bohibao, Président Dr. Rabamanana Hery, B.P. 8 bis A, Bohibao, Antananarivo, Madagascar, Tel: 261 44188

## Malawi

Consumers Association of Malawi, John Kapito, Private Bag 6, Blantyre, 8, Malawi, Tel: 265 64 42 70, 265 64 46 39, Email: cam@malawi.net

Ministry of Health, Dr. W.O.O. Sangala, Chief Technical Advisor, P.O.Box 30377, Lilongwe, Malawi, Tel: 265 78 81 25, 265 78 94 31, Email: cta@clcom.net

Youthnet And Counselling, Macbain Mkandawire, Kazembe Location Near Likangala Sec. School, P.O. Box 471, Zomba, Malawi, Tel: 265 52 45 04, Cell: 265 91 98 86, 265 52 55 60, Email: Yoneco@Sdnp.Org.Mw

## Malaysia

Dr Zariah Moh'd Zain, Epidemiology & Disease Control Unit, Health Services Division, Ministry of Health, 2/F, block E, Office Complex, Jalan dungun, Damansara Heights, 50490 Kuala Lumpur, Malaysia. Tel: 603 2540088 ext. 216, Fax: 603 2561566, Email: zariah@yahoo.com



## Maldives

WHO Medical Officer, Dr. Ohn Kyaw, P.O. Box No.2004, Male 20-04, Republic of Maldives, Fifth floor, MTCC Tower, Boduthakurufaanu Magu, Male, Republic of Maldives

WHO Representative, Dr. Ei Kubota, P.O. Box No.2004, Male 20-04, Republic of Maldives, Tel: 327519, Fax: 324210 Email: whomav@who.org.mv

## Mali

Association Malienne de Lutte Contre le Cancer, Adama SORO, Hippodrome, rue 245 X 75, Bamako, Mali, Tel: 223 22 08 52, 223 20 13 37

Association Malienne de Lutte Contre le Tabagisme, Dr. Jean-Michel Toure, Rue 572 Cite des Infirmiers Quizambougou, B.P. 6094, Bamako, Mali

Esperance, Dr. Aboubacar Sidiki Bagayoko, B.P. E3465, Bamako, Mali, Tel: 223 22 41 06, 223 22 39 50

Hospital National de Point-G, Hon. Abdoul Traoré Diop, BP 333, Bamako, Mali, Tel: 223 28 47 01, 223 23 47 30

Laboratoire National de la Sante, Prof. Ousmane Doumbia, Directeur General, BP 232 BKO, Bamako, Mali, Tel: 223 22 47 70, 223 23 22 81, Email: lns@cefib.com

Ministry Sante, Dr. Maimouna N'diaye, Chrage de Mission, Ministere Sante, BP 232, Ministere Sante, Bamako, Mali, Tel: 223 22 43 01, 223 23 02 03, Email: maimouna\_n@yahoo.fr

Organisation pour la Prevention et le Traitement de L'Alcoolisme et de la Toxicomanie, Dr. O.A. Jerry, B.P. 6 094, Bamako, Mali

S.O.S. Tabagisme, Mahamane Cisse, President, BPE 4278, Bamako, Mali, Tel: 223 21 01 68, 223 21 45 98, Email: mcisse@afribone.net.ml

## Malta

Health Promotion Department, Ms. Maria Ellul, Director

## Marshall Islands

Ministry of Health & Environment, Dr. Donald Capelle, Secretary of Health and Environment, P.O. Box 16, Majuro 96960, Republic of the Marshall Islands, Tel: 692 625 5560, Fax: 692 625 3432, Email: rrimohe@ntamar.com

## Mauritania

ANDS, AntiTabac, Mohamed Yeslem, POB 40088, Mauritania, Tel: 222 25 01 63

Ligue Internationale de la lutte anti-Tabac en Afrique, Yerim Fassa, BP 208, Nouakchott, Mauritania, Tel: 222 25 04 98, 222 29 10 02, Email: mohamed.belkhiri@undp.org

Ministre de la Sante et des affaires sociales, Dr. Mohamed Idoumou Ould Mohamde Vall, Directeur de la Protection sanitaire, Nouakchott, Mauritanie, Tel: 222 525 12 27, 222 641 25 99, Email: dps@mauritania.mr or mvidoumou@yahoo.fr

Ministere de l'Education Nationale, Professeur Diop Elhadj, Inspecteur general de l'enseignement secondaire, Nouakchott, Mauritanie, Tel: 222 25 06 33, 222 43 15 67, 222 25 86 44, Email: elhadj@yahoo.fr

## Mauritius

Coalition Anti Tabac, Institute for Consumers' Protection, Véronique Le Clézio, 43, rue Virgile Naz., 2, John Kennedy Avenue, Floreal, Mauritius, Port Louis, Mauritius, Tel: 262 696 6225, 262 208 8328, Email: amadeus@intnet.mu or themis@intnet.mu

Community Physician, Dr. Satyanandlal Basant Rai, 52, Beeharry Lane, Floral, Mauritius, Tel: 230 696 2355, Email: V.D.Basantrai@yahoo.com

Lique Vie et Santé, Route Royale, Beau-Bassan, Mauritius, Institute for Consumer Protection (ICP), Yousouf Jhugroo, 2nd Floor Hansrod Bldg, Jummah Mosque Street, Port Louis, Mauritius, Tel: 230 210 4433

Ministry of Health and Quality of Life, Non-Communicable Diseases Unit, Dr. P. Chitson, 7th Floor, E.A. Building, Port Louis, Mauritius, Tel: 230 201 1929, 230 201 2579, 230 212 3770, Email: disease@intnet.mu

National Agency for Treatment and Rehabilitation Of Substance Abuse (NATReSA), Mr. A.K. Ghallu, 3rd Floor, Atchia Building, Cnr. Mgr Gonin & Suffren Street, Port Louis, Mauritius, Tel: 230 210 1389, 230 210 8015, Email: na251996@intnet.mu

Quit and Win Representative, Dr. Hassan Gareeboo, 58 Sir Virgile Naz Street, Port Louis, Mauritius, Tel: 230 240 3106

## Mexico

Dr. Joaquín Molina, a.i., Representante de la OPS/OMS en México, Oficina Sanitaria Panamericana, Paseo de la Reforma 450, pisos 2 y 3, Colonia Juárez, C.P. 06600 Mexico, D.F., Mexico, Apartado Postal 10-880, México, D.F., México, Sra. Angela Di Liberto, Administrador, Tel: 52 07 30 09, Fax: 52 07 29 64, Email: e-mail@mex.ops-oms.org

Adjunto Programa contra el Tabaquismo CONADIC, Dr. Rafael Camacho Solis, Vocal Ejecutivo, Periférico Sur # 4809 P.B., Col. Arenal, Tepepan, Deleg. Tlalpan, C.P. 14610, Tel: 56 53 69 02, Fax: 56 53 25 96, Email: rcamsol@yahoo.com.mx

Comisionado Nacional del Consejo Nacional contra las Adicciones, (CONADIC), Dr. Guido Belsasso, Paseo de la Reforma 450, 10° Piso, Col. Juárez, Deleg. Cuauhtémoc, C.P. 06600, Tel: 52 08 10 40, 52 08 24 26, ext. 100

Control Sanitario de la Publicidad, Lic. Luis Alfonso Caso González, Director General Monterrey 33, 5° Piso, Col. Roma, Deleg. Cuauhtémoc, C.P. 06700, Tel: 55 14 85 85, 52 14 85 84, Fax: 55 14 85 98

Control Sanitario de Productos y Servicios, Biol. Aida Albuerna Piña, Directora General, Monterrey 33, 2° Piso, Col. Roma, Deleg. Cuauhtémoc, C.P. 06700, Tel: 55 14 09 30, Fax: 55 14 16 05

Cooperación y Difusión en Adicciones y Salud Mental, CONADIC, Lic. Eduardo Jaramillo, Director General, Paseo de la Reforma 450, 8° Piso, Col. Juárez, Delg. Cuauhtémoc, C.P. 06600, Tel: 52 07 92 20, Fax: 52 07 90 15

Departamento de Investigación en Tabaquismo, INER, Dr. Raúl Sansores, Jefe, Calzada de Tlalpan Núm. 4502, Col. Sección XVI, Deleg. Tlalpan, C.P. 14080, Tel: 56 66 45 39, ext. 303, 56 66 67 65, Fax: 56 65 49 58, Email: rhsansores@aol.com

Encargado del Programa de Tabaco, Dr. Jesús Felipe González Roldán, Dirección General de Epidemiología, Francisco de P. Miranda Núm. 177, Col. Lomas de Plateros, Deleg. Alvaro Obregón, C.P. 01480, Tel: 55 14 85 81, Fax: 55 93 07 86, 044 55 21 09 96 36, Email: jgonzalezrldan@yahoo.com.mx or jfgonzalezepi@org.mx

Epidemiología, Dr. Pablo Kuri Morales, Director General, Francisco de P. Miranda Núm. 177, Col. Lomas de Plateros, Deleg. Alvaro Obregón, C.P. 01480, Tel: 55 93 08 24, Fax: 55 55 45 64, Email: pkuri@epi.org.mx

Epidemiología, Dra. María Hoy Gutierrez, Dirección General, Francisco de P. Miranda Núm. 177, Col. Lomas de Plateros, Deleg. Alvaro Obregón, C.P. 01480, Tel: 55 14 85 81, Fax: 55 93 07 86

Instituto Mexicano del Seguro Social, Dr. Santiago Levy, Director General, Paseo de la Reforma 476, 1° Piso, Col. Juárez, Deleg. Cuauhtémoc, 06031, Tel: 52 11 21 31, 52 11 47 28, Fax: 55 53 26 23

Instituto Nacional de Cancerología, Dr. Jaime de la Garza Salazar, Av. San Fernando Núm. 22, Col. Sección XVI, Deleg. Tlalpan, C.P. 14080, Tel: 56 28 04 02, 56 55 10 55, Fax: 55 73 46 51

Instituto Nacional de Cardiología, Dr. Fause Attie Cury, Director General, Juan Badiano Núm. 1, Col. Sección XVI, Deleg. Tlalpan, C.P. 14080, Tel: 55 73 35 63 ext. 1115, Fax: 55 73 09 94

Instituto Nacional de Enfermedades Respiratorias (INER), Dr. Jaime Villalba Caloca, Director General, Calzada de Tlalpan Núm. 4502, Col. Sección XVI, Deleg. Tlalpan, C.P. 14080, Tel: 56 65 02 32, 56 65 55 75, Fax: 56 65 47 48

Instituto Nacional de Neurología y Neurocirugía "Dr. Manuel Velasco Suárez", Dr. Julio E. Sotelo Morales, Director General, Insurgentes Sur Num. 3877, Col. La Palma, Deleg. Tlalpan, C. P. 14269, Tel: 56 06 47 82, 55-28-14-97, Fax: 56 06 22 82

Instituto Nacional de Psiquiatría, Dra. Clara Fleiz, Calz. México-Xochimilco N° 101, Col. San Lorenzo Huipulco, 14370, Deleg. Tlalpan, Tel: 56 55 28 11 ext. 119

Instituto Nacional de Psiquiatría, Mtro. Jorge Villatoro, Calz. México-Xochimilco N° 101, Col. San Lorenzo Huipulco, 14370, Deleg. Tlalpan, Tel: 56 55 28 11 ext. 119

Instituto Nacional de Salud Pública, Dr. Jaime Sepúlveda Amor, Director General, Av. Universidad Num. 655, Col. Santa María Ahuacatitlán, Cuernavaca, Mor., C. P. 62508, Tel: 01 77 73 11 01 11, Fax: 01 77 73 11 24 72

Instituto de Seguridad y Servicios Sociales para los Trabajadores del Estado, Dr. Benjamin González Roaro, Director General, Av. República 154, Piso 11, Col. Tabacalera, Deleg. Cuauhtémoc, 06030, Tel: 56 66 68 88, 55 91 10 27, Fax: 55 92 31 11

Profesional Externo del Sector Salud, Min. Porfirio T. Muñoz Ledo, Director General para el Sistema de Naciones Unidas, SRE, Ricardo Flores Magón 2, PB. Ala "B", Col. Guerrero, 06954, Tel: 57 82 41 44 ext. 4872, Fax: 53 27 31 54, Email: Porfiriom@SRE.gob.mx

Promoción de la Salud, Dr. Luis Rubén Durán, Director General Florencia Núm. 7, 1er. Piso, Col. Juárez, Deleg. Cuauhtémoc, C.P. 06600, Tel: 55 25 91 48, Fax: 55 11 01 69

Relaciones Internacionales, Dr. Víctor Arriaga, Director General, Homero 213, 3er. Piso, Col. Chapultepec, Deleg. Miguel Hidalgo, C.P. 11570, Tel: 55 45 21 44, 52 63 92 18, Fax: 55 45 21 58, Email: varriaga@mail.ssa.gob.mx

Secretaría de Salud (SSA), Dr. Julio Frenk Mora, Lijera 7, Col. Juárez, Deleg. Cuauhtémoc, C.P. 06696, Tel: 55 53 68 68, 55 53 69 67, 52 53 69 67

Subsecretario de Prevención y Protección de la Salud, Dr. Roberto Tapia Conyer, Lijera 7, 1° Piso, Col. Juárez, Deleg. Cuauhtémoc, C.P. 06696, Tel: 55 53 71 45, 55 53 72 92

Técnico en Adicciones y Salud Mental/ CONADIC, Dr. Agustín Vélez Barajas, Director General, Paseo de la Reforma 450, 7° Piso, Col. Juárez, Delg. Cuauhtémoc, C.P. 06600, Tel: 52 07 92 20, Fax: 55 34 90 24

## Mexico Tobacco Clinics

- Al Fin Libre, Dora Alicia Murga Delgado, Tuxpan No. 2 Desp. 303, Col. Roma Sur, 06760, México D.F., Tel/Fax: 01 55 64 34 14, Email: doris@mpsnet.com.mx
- Centro de Salud "Emiliano Zapata", Verónica Morales del Monte, Venustiano Carranza y Plutarco Elías Calles, s/n, Col. Ampliación Reyes, 564000, Municipio la Paz Edo. De México, Tel: 01 58 55 33 20
- Centro de Salud Urbano "El Molinito", Secretaría de Salud, Raúl Morales Díaz, F.C.C. de Acámbaro s/n, Col. El Molinito 53750, Naucalpan de Juárez, Estado de México, Tel: 01 55 76 92 09
- Centro de Salud Urbano "Rincón verde", Secretaría de Salud, Cecilia Carmona Guido Rincón, jacarandas s/n Esq. Nogales, Col. Rincón Verde, 53219, Naucalpan de Juárez, Edo. De México, Tel: 01 55 76 02 35, Fax: 01 55 76 28 23
- Centro de Salud Urbano, Zenaido Cruz Herrera, Calle 67 por 50 y 65 s/n, Col. Centro, 94000 Mérida, Yucatán, Tel: 01 99 28 61 85, 01 99 28 58 75
- Centro Estatal de Cancerología "Dr. Miguel Dorantes Meza", Secretaría de Salud, Yolanda Barrios Álvarez, Soconusco No. 31, Col. Aguacatal 91130, Jalapa Veracruz, Tel: 01 28 14 54 10 ext. 362, Fax: 01 28 14 54 10 ext. 200
- Centro Estatal de Prevención a las Adicciones, Secretaría de Salud, Luz María Espinosa Palomino, Hidalgo No. 216-7, Zona Centro 20000, Aguascalientes, Ags., Tel/Fax: 01 49 18 662

- Centro Integral de Atención a Jóvenes del DIF, Eduardo Tejeda Ramírez, Calle Bis No. 1, Fraccionamiento Colón 36500, Irapuato Guanajuato, Tel/Fax: 01 46 26 24 82
- Centro México Nacional Siglo XXI, Hospital de Cardiología del IMSS, Lidia Angélica Betancourt Hernández, Av. Cuauhtémoc No. 330, Col. Doctores, 06727, México D.F., Tel: 01 56 27 69 00 ext. 2035 and 2125
- Centro "Salud Integral de la Mujer", Secretaría de Salud, Ana María López, Chihuahua esq. Con Torreón, Col. República 202260, Saltillo Coahuila, Tel: 01 84 16 05 79
- Clínica de Tabaquismo, Martha Molina Rojas, Heriberto Frías No. 531, Col. Narvarte, 03020, México D.F., Tel: 01 55 36 06 71, Fax: 01 55 36 09 80
- Clínicas de Tabaquismo del Instituto Politécnico Nacional (IPN), Rosalía Rodríguez Cuevas, Miguel Othón de Mendizábal esq. Con Miguel Bernal s/n, Col. La Escalera, Unidad Profesional Adolfo López Mateos, Zacatenco, Edificio de la Secretaría Técnica, 2 piso 07738, México D.F., Tel: 01 57 29 60 00 ext. 54781, Fax: 01 57 29 60 00 ext. 51847, Email: rosaliamx@usa.net
- Farmacodependencia DEFAR, Salvador Lara Araujo, Gobierno del Edo. De México, Abraham González esquina con Belisario Domínguez, Col. Insurgentes, 020280, Aguascalientes, Ags., Tel: 01 49 78 28 46
- FUMADOREX, Rosa María Liliana García Zapata y Méza, Boulevard M. Avila Camacho 1900-A 15-301, Col. Viveros La loma, 54080, Tlanepantla, Edo. De México, Tel: 01 53 61 40 40, 01 53 98 56 34
- Hospital Ángeles del Pedregal Privada, José Luis Cervantes Escarcega, Camino a Santa Teresa No. 1055, Col. Héroes de Padrierna, 10700, México, D.F., Tel: 01 56 52 20 11 ext. 4050
- Hospital de la Universidad Autónoma de Nuevo León, Rodolfo Posadas Valay, Av. Francisco I. Madero s/n, Col. Mitras centro, 64460, Monterrey Nuevo León, Tel: 01 83 48 20 18, 01 83 33 80 74, Email: rposadas@infosel.net.mx
- Hospital General de Apizaco, Secretaría de Salud, Edna Espino Barba, Larzivil No. 1904, 903000, Apizaco, Tlaxcala, Tel: 01 24 17 32 33
- Hospital General de México, Secretaría de Salud, Eva González Rodríguez, Dr. Balmis No. 148, Col. Doctores, 06726, México D.F., Tel: 01 55 78 43 72, 01 57 61 92 04, Fax: 01 55 78 43 72
- Hospital General de Occidente "Zoquiapan", Secretaría de Salud, María Eugenia Jáuregui Blanco, Av. Zoquiapan No. 1050, Colonia Zoquiapan, 45170, Zapopan, Jalisco, Tel: 01 36 33 48 93 ext. 1057, Fax: 01 36 56 48 64
- Hospital General de Zona No. 1, Instituto Mexicano del Seguro Social (IMSS), Francisco Díaz Castorena, José María Chávez No. 1202, Col. Lindavista, 020270, Aguascalientes, Ags., Tel: 01 49 13 90 50
- Hospital General "Dr. Bernardo J Gastelum", Secretaría de Salud, Héctor Ponce Ramos, Aldama y Nayarit s/n, Col. Rosales 80400, Culiacán, Sinaloa, Tel: 01 67 16 85 65 ext 165, Fax: 16 98 51
- Hospital General "Dr. Manuel Gea González", Secretaría de Salud, Miguel Ángel Rodríguez Venegas, Calzada de Tlalpan No. 4800, 2º piso, Col. Toriello Guerra, 14000, México, D.F., Tel: 01 55 91 11 83, 01 55 83 21 37
- Hospital General Guamantla, Secretaría de Salud, Patricia Delgado Rivera, Av. Hidalgo No. 63 905000, Huamantla Tlaxcala, Tel: 01 24 72 00 004, Fax: 01 24 72 13 42
- Hospital General "Morelos", Secretaría de Salud, Ventura Najera Lucio, Av. Siglo XXI s/n, Col. Ciudad Satélite Morelos 20000, Aguascalientes, Ags., Tel: 01 49 77 33 30, 01 49 77 33 32

- Hospital General Vasco de Quiroga, ISSSTE, Jesús Alejandro García, Carretera a Morelia S/N, 58120, Morelia Michoacán, Tel: 01 43 12 30 13, 01 43 12 11 16, Fax: 01 43 12 11 42
- Hospital Inglés ABC, Angélica Ocampo, Av. Sur 136 No. 116, Col. Las Américas, Tacubaya, 01120, México D.F., Tel: 01 52 72 36 98, Fax: 01 52 72 25 26
- Hospital Médica Sur, Carmen Gutiérrez de Velasco, Puente de Piedra 150, Col. Toriello Guerra, 14050, México D.F., Tel: 01 54 24 72 46 ext. 7246, Fax: 01 56 06 51 20, Email: cgtrrzdev@mediasur.com.mx
- Hospital Regional del IMSS, Juan José de la Cruz Malagón, Av. Nocuperto, esq. Nicolás de Régules, Col. Centro, 58000, Morelia, Michoacán, Tel: 01 43 12 28 80, 01 43 12 16 16, Email: inhaloterapia@hotmail.com
- Instituto Nacional de Neurología y Neurocirugía, Secretaría de Salud, Cristina Quijano Martínez, Av. Insurgentes Sur No. 3877, Col. La Fama, 14269, México D.F., Tel: 01 56 06 30 32 ext. 2016, Fax: 01 56 06 38 22
- Rodolfo Montiel Arroyo, Clínica de Medicina Familia del ISSSTE, Boulevard Morelos y Avenida 4, Col. Bugambillas, 083140, Hermosillo Sonora, Tel/Fax: 01 62 11 27 32 al 34.
- Servicios de Salud, Secretaría de Salud, Adriana Rancel Martínez, Ocampo 19 Sur, Zona Centro 76000, Santiago de Querétaro, Qro., Tel: 01 42 14 06 39 ext. 106
- Servicios de Salud del D.F., Secretaría de Salud, Gonzalo Cano Pérez, Cedro n.º. 4, Col. Santa María la Ribera, 06400, México, D.F., Tel: 01 55 91 11 83, 01 55 83 21 37
- Servicios Estatales de Salud Jurisdicción Sanitaria No. 6, Centro de Salud No. 1, Secretaría de Salud, Oscar Rojas García, 11 Oriente y 10 Sur, Col. Telcel 72000, Puebla, Puebla, Tel: 01 22 32 85 84, 01 22 46 65 60
- Tabaco Adictos Anónimos "Aire Nuevo", Jorge Sierra Navarro, Av. Guerrero No. 356-D, Zona Centro 38500, Irapuato Guanajuato, Tel: 01 46 26 35 17, Fax: 01 46 26 63 87
- Universidad Autónoma de Coahuila, Escuela de Bachilleros "mariano Narváez", Blanca Estrella Castillo Valdez, Cuauhtémoc y Av. Madero, Zona Centro, 25000, Saltillo, Coahuil, Tel: 01 84 124 69

#### Micronesia (Federated States of)

Department of Health, Education and Social Affairs FSM National, Mr. Midion Iohp, Health Specialist, Government Palikir Station, P.O. Box PS 70, Palikir, Pohnpei 96941, Federated States of Micronesia, Tel: 691 320 2619, Fax: 691 320 5263, Email: mhsa@mail.fm

#### Monaco

No information available

#### Mongolia

Public Health Division, Policy Coordination Department, Dr. G. Tsetsegdary, Senior Officer, Focal Person for MNH and TOH, Olympic St.-2, Government Bldg. 8, Ulaanbaatar-48, Mongolia, Tel: 976-11 321 014, Fax: 976-11 320 916, Email: tsetsegdari@mohsw.mng.net or tsetsegdary@yahoo.co.uk

#### Morocco

Ministre de la Sante, Dr. Mohamed Cheikh Biadillah, 335, Avenue Mohammed V, Rabat, Morocco, Tel: 21237-767665, Fax: 21237-768401, Telex: 32998 SANTE M, Email: webmaster@sante.gov.ma, URL: <http://www.sante.gov.ma/>  
NCD division, Dr. Noureddine Chaouki, Head, 041, Rue Ibn Alhatham- Agdal, Rabat, Morocco, Tel: 00212-07-771719, Fax: 00212-07-772014, Email: Nchaouki@sante.gov.ma  
WHO Representative, Dr. Raouf Ben Ammar, B.P. Mechouar, Rabat 812, Morocco, Location: 3, Rue Prince Sidi Mohamed, Rabat-Souissi, Tel: 21237-632 259, 21237-632 482, Fax: 21237-632 209, Email: wro.morocco@who.ma

#### Mozambique

Kubessa, Adelino Aly Mecusserima, Av. Lucas Luali, No. 475 2-Andar, Maputo, Mozambique, Tel: 258 1 402459, 258 1 402320, Email: crianca@teledata.mz  
Ministry of Health, Alexandre Munguele, P.O. Box 264, Maputo City, Mozambique, Tel: 258 1 426164, 258 1 426164, Email: misaudns@propigal.co.zm or alexandremunguele@hotmail.com  
Ministry of Health Program in Mozambique, Mrs. Paula Mogne, Av. Ed. Mondlane, C.P. 264, Maputo, Mozambique, Tel: 258 1 421738, 258 1 422579, Email: smental@misaudsc.uem.mz  
Mozambique National Commission for UNESCO, Mr. Augusto Nunes, National ASP Coordinator, 45, Dr. Egas Moniz, C.P. 3674, Mozambique, Tel: 258 1 491766, 258 1 493385, 258 1 491 766, Email: CNUNESCO@ZEBRA.UEM.MZ  
Mozambique Public Health Organization -AMOSAPU, Francisco Cabo, Executive Director, Av. Das FPLM no. 2210, Maputo, Mozambique, Tel: 258 1 460237, 258 82 455 797, 258 1 460237, Email: amspmap@zebra.uem.mz, URL: <http://www.amosapu.org.mz>

#### Myanmar

WHO Representative, Dr. Agostino Borra, P.O. Box 14, Yangon, Myanmar, Office location: World Health Organization, 7th Floor, Yangon International Hotel, 330, Ahlone Road, Dagon Township, Yangon, Myanmar, Tel: 212606, Fax: 212605, Email: borra.whomm@undp.org

#### Namibia

Cancer Association of Namibia, Mr. Kurt Max Johannesson, P.O. Box 30230, Windhoek, Namibia, Tel: 264 61 23 77 40, 264 61 23 77 41, Email: kurtj@iafrica.com.na

Ministry of Health and Social Services, E.K. Shihepo, Deputy Director, Private Bag 13198, Windhoek, Windhoek, Namibia, Tel: 264 61 20 32 339, 264 61 24 51 55, Email: eshihepo@mohss.gov.na

Ministry of Health and Social Service, Ms. Elizabeth Indongo, P.O. Box 5857, Private Bag 13198, Harvey Street, Ausspanplatz, Windhoek, Namibia, Tel: 264 61 20 32 286, 264 61 24 51 55, Email: cmaketo@mhss.gov.na

Ministry of Health and Social Services, Ms. Maggie Nghatanga, Director, Primary Health Care Services, P.Bag 13198, Windhoek, 9000, Windhoek, Namibia, Tel: 264 61-2032569, 264 61-2032334, Email: m.nghatanga@mhss.gov.na

Quit and Win 2000 Representative, Dr. Nickey Yambo, Minister of Health Swakopmund, Namibia

#### Nauru

Republic of Nauru Hospital, Department of Health, Dr. Godfrey Waidubu, Acting Director of Public Health, Republic of Nauru, Tel: 674 444 3883, 674 444 3882, Fax: 674 444 3106

#### Nepal

WHO Representative, Dr. Klaus Wagner, P.O. Box No. 108, Kathmandu, Nepal, Location: UN House, Pulchowk Lalitpur, Kathmandu, Nepal, Tel: 5523991, Fax: 5527756, Telex: 8912206 UNDP NP (C/o), Email: wr@who.org.np or wagner@who.org.np

#### Netherlands

Tobacco Policy Staff Member, Ministry of Health, Welfare and Sport, Dr. Pieter de Coninck  
Ministry of Health, Welfare and Sport, Mr. M.J. Van Iwaarden, Coordinator Alcohol & Tobacco Policy, Health Promotion and Disease Prevention, Directorate for Public Health

#### New Zealand

John Stribling, Policy Analyst, Public Health Programmes, Public Health Directorate, Ministry of Health, P.O. Box 5013, Wellington, New Zealand. Tel: 644 4953495, Fax: 644 4954401, Email: john\_stribling@moh.govt.nz

## Nicaragua

Dr. Patricio Rojas, Representante de la OPS/OMS en Nicaragua, Oficina Sanitaria Panamericana, Complejo Nacional de Salud, Camino a la Sabana, Apartado Postal 1309, Managua, Nicaragua, Tel: 505 289-4200, Fax: 505 289-4999, Email: pwr@nic.ops-oms.org

## Niger

Agence Adventiste D'Aide Au Developpement (ADRA-Niger), s/c WR Niger, Niger, Tel: 227 752039, 227 523159

Ministere de la Sante Publique, Dr. Daga Magagi, Point Focal de lutte antitabac, Poite Postale 623, Niamey, Niger, Tel: 227 72 25 31, 227 74 04 21, 227 733570, 227 733629, Email: alphabio@intnet.ne  
SOS Tabagisme, Niger, Inoussa Saouna, Niamey, Niger, Email: inoussa\_saouna@yahoo.fr or SOS\_tabagisme-niger@caramail.com

## Nigeria

Addressing Tobacco in (AT) c/o Foundation Chambers, Gordon Ilogu, Summit House 6 Ajele Street, 10th Floor, Western House 8/10 Broad Street, Lagos, Nigeria, Tel: 234 12-601223, 234 12-601224, Email: atafica@hotmail.com or nilogu@pol.net

African Network for Prevention & Protection Against Child Abuse & Neglect, Prof. Ebigbo, Dept. of Psychology, University of Nigeria Teaching Hospital, Enugu Estate, Enugu, Nigeria

Community Social Welfare Foundation, Augustine Oboh, 104, St. Finbarrs College Road Akoka, P.O. Box 1517, Sabo-Yaba, Nigeria, Tel: 234 12-694642, Email: cswf.b@rcl.nig.com

Consumer Education and Protection, Chief S.A. Durojaye, Council of Nigeria, P.O. Box 70305, Victoria Island, Lagos, Nigeria

Environmental Rights Action/Friends of the Earth, Oluwafemi Matthew Akinbode, 1 Balogun Street, Off Awolowo Way, Ikeja, Lagos, Nigeria, Tel: 234 24-932606, Email: bodufemi@hotmail.com

Federal Ministry of Health, Dr. Annette Ofunne Akinsete, Programme Manager, NCD Control/Tobacco Control Programme, Rm 725, FED. Ministry of Health, Phase II, P.O. Box 5830 Ikeja, Lagos, Nigeria, Tel: 234 01-684174, 234 01-4977063, Email: skybridg@infoweb.abs.net

Lola Marinho Psycho-Educational Cancer Centre, U.C.H. Ibadan, Adenike Onibokun, 5, Ayo Adekunle Close, New Bodija, Ibadan, Nigeria, Tel: 234 28-104536, Email: cassad@infoweb.abs.net

NICOSH, Prof. Deji Femi Pearse, 1 James Robertson St, P.O. Box 951, Surulere, Lagos, Nigeria, Tel: 234 77-41279

Nigerian Cancer Society, Department of Chemical Pathology, Dr. Maisie H. Etukudo, University of Calabar Teaching Hospital, PMB 1278, Calabar, C.R.S., Nigeria, Tel: 234 87-222055 ext. 217, 234 87-222094, Email: udetus@unica.aupa.net.ng

Nigerian Cancer Society, Ima-Obong Ekanem, 78 Marian Road, Calabar, Nigeria, Tel: 234 87-2 30684, 234 87-232145, Email: ekanem@nical.anpa.net.ng

Nigerian Heart Foundation, Dr. Kingsley K. Akinroye, 4, Akanbi Danmola Street S.W. Ikoyi, P.O. Box 55775 Falomo Ikoyi, Lagos, Nigeria, Tel: 234 01-2694283, 234 01-264944, 234 01-2691356, Email: aekk@hyperia.com, kkakinroye@hotmail.com

Nigerian Heart Foundation, Prof. Aliu Fafunwa, 4, Akanbi Damola Street off Ribadu Road, Ikoyi, P.O. Box 55775, Lagos, Nigeria, Tel: 234 26-94328

St. John's Rehabilitation Centre, Mr. Ogbede Chris Ifeanyi, P.O. Box 1189, Owerri, Imo State, Nigeria

Stop Smoking Initiative, Mrs. Margaret Sanni, Plot 70, Molade Okeya, Thomas Street, Victoria Islands, Lagos, Nigeria

Tobacco control Project of Nigeria, Victor Ogwezy, P.O. Box 7868, Shomolu, Lagos, Nigeria, Email: adi-nigeria@nova.net.ng, vogwezy@excite.com

## Niue

Ms. Minemaligi Hetutu Pulu, Maternal and Child Health Nurse, Department of Health, P.O. Box 33 Alofi, Niue, Tel: 683 4100, Fax: 683 4265, Email: malolotino@mail.gov.nu

## Norway

Ministry of Health, Mr. Tharald Hetland, Senior Adviser, Department of Health Prevention

National Council on Tobacco and Health, Ms. Rita Lindbak, Adviser

## Oman

Ministry of Health, Dr. Ali Bin Mohammed Bin Moosa, Minister of Health, P.O. Box 393, Muscat, Sultanate of Oman, Tel: 968-603807, Fax: 968-601430, Telex: 5465, Email: mohdir@gte.net.om, URL: http://www.mohoman.org/

Ministry of Health, Jawad Al-Lawati, P. O. Box 393, Muscat 113, Oman, Tel: 968-696-187, Fax: 968-695480, Email: jallawat@omantel.net.om

WHO Representative, Dr. Ibrahim Abdel Rahim, P.O. Box 1889, Ruwi, Muscat 112, Location: New building extension of Ministry of Health, Sh.Al Wezarat, Ground floor, Al Khuwair, Muscat, Tel: 968-600989, Fax: 968-602637, Email: whooman@gto.net.om

## Pakistan

Government of Pakistan, Mr. Mohammad Naseer Khan, Federal Minister of Health, Islamabad, Pakistan, Tel: 9251-9211622, 9251-9201782, Fax: 9251-9205481

WHO Representative, Dr. Khalif Bile Mohamad, P.O. Box 1013, Islamabad, Pakistan, Location: National Park Road, Chak Shehzad, Islamabad, Tel: 9251-9255077, Fax: 9251-9255083, Telex: 5886 UNIBA PK, Email: wr@whopak.org

## Palau

Department of Public Health, Dr. Caleb Otto, Chief, Division of Public Health, P.O. Box 6027, Koror, Republic of Palau 96940, Tel: 68 0 488 3116, 68 0 488 2420, Fax: 68 0 488 3115, 68 0 1211, Email: cotto@palau-health.net or pphal@palaunet.com

## Panama

Asociación Nacional Contra el Cancer, Magda L. Jurado, Ave. Chile y Calle 40, Apartado Postal 7358, Zona 5, Panama, Tel: 507 225-4942, 507 225-0766, Fax: 507 225-5366

CLACCTA, Ella Ferguson, Apartado 981 Zona 9A, Panama City, Panama, Tel: 507 261-4117, Fax: 507 315-7350, Email: elfe05@hotmail.com

International Federation of Medical Students' Associations, Jorge Méndez, 981 Zona 9A, Panama City, Panama, Tel: 507 264-3321, Fax: 507 221-2409

Ministry of Health, Dr. Estebán Morales Director General, Apartado Postal 2048, Zona 1, Panama, Tel: 507 212-9265, Fax: 507 212-9472, Email: digesa@minsa.gob.pa, URL: www.min-salud.gob.pa/salud.htm

Dra. Reina Roa, Apartado 8-128660, Zona 12, Panama, Tel: 507 212-9233, Fax: 507 212-9484, Email: reinar@sinfo.net.

Dra. Guadalupe Verdejo, Representante de la OPS/OMS en Panamá, Ancon, Avenida Gorgas, Edif. 261, 2 piso, Ministerio de Salud, Bella Vista, Panama, Casilla Postal 7260, Zona 5, Panamá, Tel: 507-262-0030, Fax: 262-4052, Email: opspsan@pananet.com

## Papua New Guinea

Department of Health, Dr. Kaii Dagam, Acting Deputy Secretary, Technical Health Services, P.O. Box 807, Waigani NCD, Papua New Guinea, Tel: 301 3601, Fax: 301 3604, Email: kdagam@health.gov.pg

## Paraguay

Dr. Hernan Malaga, Representante de la OPS/OMS en el Paraguay, Edificio "Faro del Rio", Mcal. López 957 Esq. Estados Unidos, Asunción, Paraguay, Casilla de Correo 839, Asunción, Paraguay, Tel: 595-21-450-495, Fax: 450-498

Department of Tobacco Control, Graciela Gamarra, MSP y BS, Usher Rios 1110, Fernando de la Mora, Paraguay, Tel: 595-21 203998, Email: dptotab@telesurf.com.py

INPCARD Instituto Nacional de Prevención Cardiovascular, Miryam O. Ayala R., Eligio Ayala, 1263 P.B. Asunción, Paraguay, Tel: 595-21 204801, Email: gedo@infonet.com.py

Ministry of Health, Paraguay

Paraguayan Anti-Smoking League, Paraguay

The Association of Young Paraguayans Against Drug Abuse, Paraguay

The Paraguayan Tuberculosis and Pneumology Society, Paraguay

## Peru

Dra. Marie-Andree Diouf, Representante de la OPS/OMS en el Perú, Oficina Sanitaria Panamericana, Los Cedros 269, San Isidro, Lima 27, Perú, Casilla 2117, Lima 100, Peru, Tel: 51-1-421-3030, Fax: 222-6405

Centro de Información y Educación para la Prevención de Drogas (CEDRO), Alejandro Vasillaqui, Director Ejecutivo, Calle Roca y Bolofia 271, San Antonio, Miraflores, 4470748, Email: postmaster@cedro.com.pe

Centro de Información y Educación para la Prevención de Drogas (CEDRO), Carmen Barco, Supervisora Proyecto Empresas, Calle Roca y Bolofia 271, San Antonio, Miraflores, 4470748, Email: cbarco@cedro.com.pe

Clinica Vesalio, Ronulfo Vega, Neumólogo, Calle Uno 130, San Borja, 4763444, Fax: 4754829, Email: ronulfovega@yahoo.com

Colegio de Psicólogos del Perú, Luis Zapata Decano, Camilo Carrillo 164, Jesús María, 4705336-3305231

Comisión Nacional Permanente de Lucha Antitabáquica (COLAT), Carlos Fariás Alburquerque, Jr. Caracas 2317-C, Jesús María, 4313799 Anexo 707, Email: cfarias@terra.com.pe

Iglesia Adventista del Perú, Pastor Melchor Ferreyra, Director, Av. Comandante Espinar 610, Miraflores, 6107700

Liga Peruana Lucha Contra el Cáncer, Felipe Barclay Piazza, Presidente, Jr. Cahuide 955, Jesús María, 4713376 - 4717101

Ministerio de Salud, Carlos Contreras, Director General Promoción de la Salud, Av. Salaverry cdra 8 s/n, Jesús Marías, 3156600, Email: ccontreras@minsa.gob.pe

Programa de Prevención control del Cáncer con Proyección a la Comunidad, Instituto de Enfermedades Neoplásicas (INEN), Luis Pinillos Ashton, Director Ejecutivo de la División de Medicina del INEN, Presidente del Programa de Prevención control del Cáncer con Proyección a la Comunidad, Av. Angamos Este 2520, Surquillo 4484548, Email: luispinillos@radioncologia.com

Programa de Prevención y Control del Cáncer con Proyección a la Comunidad, Instituto de Enfermedades Neoplásicas (INEN), Luis Pinillos Ashton, Javier Manrique Hinojosa, Ebert Poquioma, Mercedes Quesquén, Av. Angamos Este 2520, Lima, 34 2171300, Fax: 4496004, Email: prevencion@inene.sld.pe

Salud Organización Panamericana de la Salud, Fernando Rocabado, Asesor Promoción, Los Cedros 269, San Isidro, 4213030, Email: frocabad@per.ops-oms.org

Salud Organización Panamericana de la Salud, Jennie Vásquez-Solis, Coordinadora programa Comunicación, Los Cedros 269, San Isidro, 4213030, Email: jvasquez@per.ops-oms.org

Sociedad Peruana de Neumología, Calle Domingo Casanova 116, Lince, 2224292-4407901, Email: spneumologia@terra.com.pe

Sociedad Peruana de Neumología, Calle Domingo Casanova 116, Lince, 2224292-4407901, Email: spneumologia@terra.com.pe

Sociedad Peruana de Neumología, Calle Domingo Casanova 116, Lince, 2224292-4407901, Email: spneumologia@terra.com.pe

## Philippines

National Focal Person for TFI, Department of Health, Building 3, San Lazaro Compound, Rizal Avenue, Sta. Cruz, Manila, Philippines, Tel: 63 2 731 3914, Fax: 63 2 731 3914

## **Poland**

Health Promotion Foundation, Mr. Krzysztof Przewozniak, Research Director

WHO collaborating centre for the Action Plan for a Tobacco-Free Europe, Maria Skłodowska-Curie Cancer Centre and Institute of Oncology, Dr. Witold Zatonski, Head

## **Portugal**

Health Promotion and Health Communication Division, General Directorate of Health, Ms. Emilia Natario, Head

## **Puerto Rico (associate Member State)**

Academia de Geriatria de Puerto Rico, Dr. Ariel Díaz, Director Ejecutivo, P.O. Box 2437, Guaynabo, Puerto Rico, 00970. Tel: 787 790-3210, Fax: 787 790-5879, Email: academia@coqui.net

Asociación Puertorriqueña del Pulmón, Sra. Lucy Figueroa, Directora Asociada, P.O. Box 195247, San Juan, Puerto Rico, 00919-5247, Tel: 787 765-5664, Fax: 787 765-5964, Email: info@pulmon.org

Centro de Prevención Control del uso del Tabaco y la Detención Temprana del Cáncer Oral. Head and Neck Cancer Program, School of Dentistry, Medical Sciences, Eleuterio Bravo-Otero, Director, Campus, University of Puerto Rico, P.O. Box 5067, San Juan, Puerto Rico, Tel: 787 758-2525 ext. 1145, Fax: 787 758-1127, Email: ebravo@rcmac.upr.clu.edu

Departamento de Salud, Sra. Beniliz Zayas Nieves, Coordinadora Programa Tabaquismo, P.O. Box 70184, San Juan, Puerto Rico, 00936-8184. Tel: 787 274-5754, Fax: 787 250-1119, Email: bzayas@salud.gov.pr

División Salud Comunitaria, Departamento de Salud, Dr. Francisco Javier Parga, Director, P.O. Box 70184, San Juan, Puerto Rico, 00936-8184. Tel: 787 274-5754, Fax: 787 250-1119, Email: jparga@salud.gov.pr

## **Qatar**

Ministry of Public Health, Dr. Hajar Ahmed Hajar Albenali, Minister of Public Health, P.O. Box 42, Doha, Qatar, Tel: 974-443271, Fax: 974-429565, Telex: 4261 SAHA DH, URL: [http://www.hmc.org.qa/hmc/mp\\_h/default.htm](http://www.hmc.org.qa/hmc/mp_h/default.htm)

## **Republic of Korea**

Health Promotion Division, Ministry of Health and Welfare, Ms. Chang Ok-Ju, Director, Seoul, Republic of Korea, Tel: 822 503 7538, Fax: 822 504 1394, Email: ok504@mohw.go.kr

## **Republic of Moldova**

Republican Dispensary of Narcology, Dr. Tudor Vasiliev, Director

## **Romania**

Public Health Department, Ministry of Health and Family, Dr. Luminita Sanda, Counsellor  
Ministry of Health and of the Family, Ms. Ionela Petrea, Expert

## **Russian Federation**

Coordinating Centre for Smoking Control, National Centre for Preventive Medicine, Dr. Galina Tkachenko, Chief

## **Rwanda**

Chef de Division EPS/Rwanda, Eliphaz Nzajibwami, B.P. 84, Kigali, Rwanda, Tel: 250 7 1904, 250 7 4866

Ministry of Health, Dr. Claude Sekabaraga, Chairman of Tobacco Control Committee and Chief of Quality Care Division, BP 84, Kigali, Kigali, Rwanda, Tel: 250 70926, 250 74866, Email: csekabaraga@hotmail.com

## **Saint Kitts and Nevis**

No information available

## **Saint Lucia**

Dr. David Bristol, St. Lucia Cancer Society, Castries. Tel: 758-452-1538, Fax: 758-452-1538, Email: slucansoc@candw.lc

Ms. Patricia Joseph, Focal Point, Tobacco Control, Ministry of Health, Tel: 758-452-2859, Fax: 758-452-5655, Email: health@candw.lc

## **Saint Vincent and the Grenadines**

Ms. Patsy Wylie, Ministry of Health and the Environment, Kingstown, St. Vincent. Tel: 784-457-2586, Fax: 784-457-2684, Email: patsyvw@yahoo.com,

## **Samoa**

Department of Health, Dr. Eti Enosa, Director General of Health, Private Bag, Apia, Samoa, Tel: 0685-21212 ext. 502 (DOH), Fax: 0685-26553, Email: DG@health.gov.ws

## **San Marino**

No information available

## **Sao Tome and Principe**

No information available

## **Saudi Arabia**

Charitable Anti-Smoking Association, Kingdom of Saudi Arabia, Dr. Abdullah M N Al-Bedah, Consultant Physician, Family and Community Medicine, Riyadh 11566, P. O. Box 25152, Email: aalbedah@hotmail.com

Charitable Anti-Smoking Association, Kingdom of Saudi Arabia, P.O. Box 59225, Riyadh 11525, Tel: 009661-4357811, Fax: 009661-4358621,

Ministry of Health, Professor Dr. Usama Bin Abdel Maguid Shobokshi, Minister of Health, Riyadh, Saudi Arabia, Tel: 9661-4030401, Fax: 9661-4026395, Telex: 402772, Email: Asst. Deputy Minister, Preventive Medicine: mazrou@moh.gov.sa, URL: <http://www.moh.gov.sa/>

WHO Representative, P.O. Box 5583, Riyadh 11432, Saudi Arabia, Location: Diplomatic Quarters, next to the American Embassy, Tel: 966-1-482 1253, Fax: 966-1-488 5310, Email: who.registry@who.org.sa

## **Senegal**

Anti-Tobacco Movement of Senegal, Medard Bassene, BP. 5411 Dakar-Fann, Dakar, Senegal, Tel: 221 821 6862, Email: matsn@ucad.sn

Anti-Tobacco Movement of Senegal, Mr. Laokein Combo, B.P. 5411 Fann, Dakar, Senegal, Tel: 221 821 3856, 221 822 1175, Email: loakein\_combo@hotmail.com

Ministere de la Sante et de la Prevention, Dr. Cheikh Fall, Directeur de la Prevention, Dakar, Senegal, Tel: 221 828 845, 221 821 5048, Email: cfall@ised.sn

Mouvement Anti-Tabac Du Senegal (MAT), Ms. Aminata Tobac Seck, BP. 5411 Dakar-Fann, Dakar, Senegal, Tel: 221 821 3856, 221 822 1175

Universite Cheikh Anta Diop, Cheikh Ibrahima Niang, Institut des Sciences de l'Environnement, Faculte des Sciences, BP 5005, Dakar, Senegal, Tel: 221 825 1957, Email: ciniang@telecomplus.sn

Universite Cheikh Anta Diop, Dr. Abdou Sougou, Secretaire General, ASPSP Faculte de Medecine et de Pharmacie, BP 5005, Dakar, Senegal, Tel: 221 637 2018, 221 820 4698, Email: ised@ised.sn or aspssp@iesd.sn

## **Serbia and Montenegro**

Public Health Institute of Yugoslavia, Dr. Djordje Stojiljkovic, Director

## **Seychelles**

C.A.R.E., Miss Sandra Meme, CARE Office, P.O. Box 1261, Victoria, Seychelles, Tel: 248 324-242, Email: care@seychelles.net

Ministry of Health, Dr. Pascal Bovet, Head, Unit of Prevention and Control of CVD, P.O. Box 52, Victoria, Seychelles, Tel: 248 388-000 ext. 8185, 248 224-792, Email: iumsp@seychelles.net or mohdpc@seychelles.net

## **Sierra Leone**

Community Health Service Volunteers Project, Henry S. Kassim, 3 Wilberforce Street, Freetown, Sierra Leone, Tel: 232 225 274

Counterparts in Rehabilitation and Development in Sierra Leone, Mr. Alfred Sandy, Executive Director, 139 Circular Road, Freetown, Sierra Leone, Tel: 228 799, 224 311, Email: cordsl@hotmail.com

David H. Malamah-Thomas, 8 Hill Street, Freetown, Sierra Leone

International Organization of Good Templars (IOGT), Mr. Ahmed B.S. Kamara, 5 Hannah Benka Coker Street, Brook Sielas, PMB 703, Freetown, Sierra Leone, Tel: 232 22 229 703, 232 22 224 439, Email: iogtisleone@hotmail.com

Ministry of Health and Sanitation, Mr. Balantyne A. Kawa, 3 Wilberforce Street, Freetown, Sierra Leone, Tel: 232 22 225 174, 232 22 227 313, Email: who@sierratel.sl

National Council for the Prevention of Alcoholism and Drug Dependence, Alhaji U.A. Sesay, 47 Kissy Road, P.O. Box 409, Freetown, Sierra Leone, Tel: 232 22 228 080, 232 22 23 190

## **Singapore**

National Smoking Control Programme, Adult Health Promotion Division, Health Promotion Board, Ms. Choo Lin, Programme Manager, 3 Second Hospital Avenue, Singapore 168937, Tel: 65 4353237, Fax: 65 5366247, Email: choo\_lin@hpb.gov.sg

## **Slovakia**

Institute of Public Health, Dr. Robert Ochaba

## **Slovenia**

Institute for Hygiene, Dr. Tomaz Caks, Medical Faculty

## **Solomon Islands**

Ministry of Health and Medical Services, Dr. Dennie Iniakwala, Undersecretary for Health and Improvement, P.O. Box 349, Honiara, Solomon Islands, Tel: 677 23402, 677 23404, Fax: 677 20085, Email: dennie@solomon.com.sb

## **Somalia**

Ministry of Health, Dr. Mohamed Noureni Bakar, Minister of Health, Mogadishu, Tel: 252-1-526301, Fax: 252-1-219442

WHO Representative, Dr. Ibrahim Betelmal, Officer-in-Charge, P.O. Box 63565, Nairobi, Kenya, Location: WHO Somalia Liaison Office, Warwick Center, Gigiri Avenue, Gigiri, Tel: 254-2-622837, Email: wr.office@whosom.unon.org

## **South Africa**

Cancer Association of South Africa (CANSAs), Western Cape Province P.O. Box 186, 7701 Rondebosch, Cape Town, South Africa, Tel: 27 21 689 5347, 27 21 685 1937, Email: tvmerwe@cansa.org.za

Department of Health, South Africa, Ms. Zanele Mthembu, Private Bag x828, Pretoria 0001, Pretoria, South Africa, Tel: 27 12 312 0165, 27 12 312 0166, 27 12 326 4373, Email: mthemz@health.gov.za

Heart Foundation of Southern Africa, Mr. Robert de Souza, P.O. Box 15139, Vlaeberg, Cape Town 8018, South Africa, Tel: 27 21 477 4222, 27 21 447 0322

Hewu Action Group on Tobacco (HAGOT), Dr. Francis Maleka, Private Bag X336, Whittlesea 5360, South Africa, Tel: 27 408 22 370, 27 408 22 371

National Council Against Smoking, Dr. Yussuf Saloojee, P.O. Box 23244, Joubert Park 2044, Johannesburg, South Africa, Tel: 27 11 643 2958, 27 11 720-6177, Email: ysalooje@iafrica.com

National Health Promotion Medical Research Council, Dehran Swart, P.O. Box 19078, Tygerberg, Cape Town, South Africa, Tel: 27 21 938 0334, 27 21 938 0342, Email: dehran.swart@mrc.ac.za

Non-Smokers' Rights Association of South Africa, P.O. Box 44408, Claremont, Cape Town 7735, South Africa

Soul City Research and Development, Dr. Susan Goldstein and Dr. Garth Japhet, P.O. Box 1290, 1290 Houghton, South Africa, Tel: 27 11 728 7440, 27 11 728 7442

South Africa Medical Association, Percy Mahlali, P.O. Box 74789, Lynnwood Ridge 0040, 428 King's Highway, Lynnwood, Pretoria, South Africa, Tel: 27 12 481 2036  
Women's Health Project, Nicola J. Christofides, P.O. Box 1038, Johannesburg 2000, South Africa, Tel: 27 11 489 9927, 27 11 489 9922, Email: womenhp@sn.apc.org or nicolac@mail.samir.wits.ac.za

## Spain

Ministro de Sanidad y Consumo, Ms. Isabel Saiz, Subdirección General de Promoción de la Salud y Epidemiología

## Sri Lanka

WHO Representative, Dr. Kan Tun, P.O. 780, Colombo, Sri Lanka, Location: No. 226, Baudhaloka Mawatha, Colombo-7, Sri Lanka, Tel: 502319, Fax: 502845, Email: wr@who.lanka.net or mo@who.lanka.net

## Sudan

Department of Psychiatry Faculty of Medicine, University of Khartoum, Dr. Abdulla Abdelrahman, Head, P.O. Box 102 Khartoum, Sudan, Tel: 00249-11-774824, 00249-11-787980, Fax: 00249-11-771211, Email: abdelrahman@usa.net

Federal Ministry of Health, Dr. Ahmed Belal Othman, Federal Minister of Health, P.O. Box 303, Khartoum, Sudan, Tel: 24911-74710, Telex: 22896 SHIFA, Email: inhsd@sudanet.net, URL: <http://www.sudanafia.org/>  
National Committee For Smoking Control, Dr. Hussein Mohammed Ahmed, Chairman, Email: profhussein@hotmail.com

Office of the WHO Representative, Dr. Guido Sabatinelli, P.O. Box 2234, Khartoum, Sudan, Location: Federal Ministry of Health, Nile Avenue, Eastern Gate, Khartoum, Tel: 24911-776 471, Fax: 24911-776 282, Email: whosud@sudanmail.net

## Suriname

Bureau Alcohol en Drugs, Peter Snijders, Letitia Vriesdelaan 1, Paramaribo, Suriname, Tel: 411011, 477340, Email: bad@sr.net

Dr. Carol K. Vlassoff, PAHO/WHO Representative, Burenstraat #33, Paramaribo, Suriname, P.O. Box 1863, Paramaribo, Suriname, Tel: 597-471-676, Fax: 471-568, Email: E-mail@sur.paho.org

Heart Association Suriname, Mrs. C. van Russel, Pt. Paltan Tewariweg 8, Paramaribo, Suriname, Tel: 480365, 485956, Email: exotic@sr.net

Medical Association Suriname, Pocernestraat 4, Paramaribo, Suriname, Tel: 499713, 498739, Email: medisur@sr.net

Ministry of Health, Gravenstraat 64, Paramaribo, Suriname, Tel: 477601, 473923, Email: vomez@sr.net

National Anti-Drug Council, Gravenstraat 64, Paramaribo, Suriname, Tel: 472923, 477109, Email: narsur@sr.net

Suriname Mission of the Seventh Day Adventists, Dr. Lindon Gudge, Madeliefestraat 8, Paramaribo, Suriname, Tel: 400355, 400609, 400783, Email: zdasurin@sr.net

The Romano Foundation, Mr. G. Hering, Kwattaweg 244, Paramaribo, Suriname, Tel: 551946, 8869971, Email: georhering@yahoo.com

World Wide Promotions, Mr. Gerold Vliet, P.O. Box 9400, Paramaribo, Suriname, Tel: 440905, 410555, Email: agv1000@yahoo.com

## Swaziland

Association of Students Against Drug Abuse and Trafficking (SADAT), Mr. Peter Ssemwogerere, National Coordinator/Administrator, WHO Offices, New Mall Building, P.O. Box 903, Mbabane, Swaziland, Tel: 268 404 4268, 268 404 2928, 268 404 4566, Email: hrddpc@who.org.sz or wr@who.org.sz

Ministry of Health and Social Welfare, Dr. John Kunene, Acting Director, Health Services, Mhlambanyatsi Road, P.O. Box 5, Mbabane H100, Mbabane, Swaziland, Tel: 268 404 2431, 268 606 3501, 268 404 2092, Email: minhealth@realnet.co.sz

Ministry of Health & Social Welfare, Mrs. Thuli Sibiya, Chief Pharmacist, P.O. Box 5, Mbabane, Swaziland, Tel: 268 404 2431, 268 404 5525, 268 404 2092, Email: amt@realnet.co.sz

Ms. Thobile Dacia Simelane, P.O. Box 548, Ezulwini, Swaziland, Tel: 268 40 404 0181

The National Council on Smoking and Drug Dependence Swaziland (COSAD), P.O. Box 849, 172 Nkoseluhlaza St, Manzini, Swaziland, Tel: 268 505 3204, 268 605 8027, 268 505 3204, Email: prtc.cosad@iafrica.sz

## Sweden

National Institute of Public Health, Ms. Margaretha Haglund, Director

## Switzerland

Federal Office of Public Health, Dr. Philippe Vallat, Coordinator of the National Tobacco Prevention Programme

Federal Office of Public Health, Mr. Patrick Vuilleme, Alcohol and Tobacco Section

## Syrian Arab Republic

Association for Tuberculosis and Chest Diseases, Damascus, Al-Baraka street, P.O. Box 744, Tel: 0096311- 3333750

Ministry of Health, Dr. Mohamed Eyad Chatty, Minister of Health, Damascus, Syria, Tel: 96311-311112, Fax: 96311-3311114, Telex: 412655 SY, Email: health-min@net.sy

The Union of the Revolution's Youth, P.O. Box 3045, Damascus, Syria, Tel: 0096311-2124197, Fax: 0096311-2125449

WHO Representative, Dr. Mohamed Kamel (Acting), P.O. Box 3946, Damascus, Syria, Location: Ministry of Health (Sahet el Nejme), Tel: 96311-3329315, Fax: 96311-333 0289, Telex: 413082 SY, Email: WHO-syr@scs-net.org

## Tajikistan

Scientific-Research Institute of Preventive Medicine, Dr. Farkhod I. Odinaev, Director

## Thailand

WHO Representative and WHO Liaison, Dr. Bjorn Melgaard, c/o Ministry of Public Health, Permanent Secretary Building 3, 4th Floor, Tiwanond Road, Muang, Nonthaburi 11000, Thailand, Tel: 5918198, Fax: 5918199, Email: melgaard@whothai.org or registry@whothai.org

## The former Yugoslav Republic of Macedonia

Medical Faculty, Dr. Mome Spasovski

## Timor-Leste

WHO Office for East Timor, Dr. Alex Andjaparidze, Head of Office, UN Agency House, Kaikoli Street, Dili, Timor-Leste, Tel: 00670-7231091, Fax: 390-312476, Email: whodili@east-timor.org

## Togo

Action Development Togo (A.D. Togo), Adomaya Kpor T. Tseyi, B.P. 1176, Lome, Togo, Tel: 228 21 4365, 228 21 8743

Anti-Tobacco Parliamentary Cell Assemblée Nationale, Gbadayi Kouassi, B.P. 327, Lome, Togo, Tel: 228 21 5816, 228 21 1168, Email: assemblenat@rdd.tg or etsholck@bibway.com

Association Internationale De Lutte Contre Le Tabac, B.P. 80509, Lome, Togo, Tel: 228 22 2158

Association Togolaise De Lutte Contre L'Alcoolisme et le Tabagisme (ATLAT), Mme. Ayélé Nubukpo or Mr. Denis Aholou, B.P. 8174, Lome, Togo, Tel: 228 22 1182, 228 21 2048, 228 26 9099

Association Togolaise Pour la Defense Du Consommateur, B.P. 61670, Lome, Togo, Tel: 228 25 5251, 228 25 3890

Federation Togolaise De La Croix Bleue, B.P. 12991, Lome, Togo, Tel: 228 22 0968

Ministere de la Sante Publique, Dr. Tokou Labite Adjevi, Chef Programme national de Lutte contre le Tabac, BP2264 or BP 30284, Lome, Togo, Tel: 228 222 47 26, 228 225 47 39, Email: LTkou@tg.refer.org or Labite.Tkou@tg.refer.org

National Committee Against Lung Diseases, Tidhani Osseni, B.P. 7318, Lome, Togo, Tel: 228 21 3826, 228 21 8595

ONG A.T.A.A.T., Thomas Lero Tchassao, B.P. 8174, Lome, Togo, Tel: 228 21 6816, 228 21 7468, Email: atlat92@hotmail.com

Regional Organization for Cancer Control, Mr. Ibrahim Daniya, B.P. 2042, Lome, Togo, Tel: 228 25 3405  
Reseau des Ong Anti-drogue du Togo (ROAD-TOGO), M. Gabriel Dosseh, B.P. 8515, Lome, Togo, Tel: 228 22 5578, 228 22 5578

Volontaires d'Actions pour la Sante et l'Epanouissement, Senam Kodjo John Agbeli, B.P. 12371, Lome, Togo, Tel: 228 21 6316, 228 21 6316, Email: pasekoj@yahoo.fr

## Tokelau (associate Member State)

Department of Health, Ms. Fenuafala Faafoi, Nukunonu, Tokelau Tel: 685 4138, Fax: 685 4290, Email: tokelau.health@clear.net.nz

## Tonga

Ministry of Health, Dr. Viliami T. Tangi, National Focal Person for Tobacco Free Initiative, P.O. Box 59, Nuku'alofa, Tonga, Tel: 676 23200, Fax: 676 24291, Email: mohtonga@kalianet.to or mohpharm@kalianet.to

## Trinidad and Tobago

Dr. Lilian Reneau-Vernon, PAHO/WHO Representative, 49 Jerningham Avenue, Port-of-Spain, Trinidad, P.O. Box 898, Port-of-Spain, Trinidad, Tel: 1-868- 624-7524, Fax: 624-5643, Email: e-mail@trt.paho.org

Chest and Heart Foundation, 13A Wrightson Road, Port-of-Spain, Trinidad, Tel/Fax: 868 625-2805

Ministry of Health, Carol-Ann Senah, Health Education Division, 5 Regent Lane, Belmont, Port-of-Spain, Trinidad, Tel: 868 625 2882, Fax: 868 625 4289, Email: healthed@tsitt.net.it

Ministry of Health, Mrs. Caroline Alexis Thomas, Policy Analyst, IDC Building, 10-12 Independence Square, Port-of-Spain, Trinidad, Tel: 868 627 0045, Fax: 868 623 9528

National Alcohol and Drug Abuse Prevention Programme (NADAPP), Mr. Clarence Leach, Director, Abercromby Street, Port-of-Spain, Trinidad, Tel: 868 627 3527, Fax: 868 627 4471

PAHO/WHO, Dr. Gina Watson, Health Promotions Advisor, 49 Jerningham Avenue, Belmont, Trinidad, Tel: 868 624 7524, Fax: 868 624 5643

South Cancer Support Group, Mrs. Nadine Seepersad Hackett, Chairman, 45 Point-a-Pierre Road, San Fernando, Tel/fax: 652-9144

The Trinidad and Tobago Cancer Society, Laverne M. Fernandes, 157A Western Main Road, St. James, Port-of-Spain, Trinidad, Tel: 868 622 6827, Fax: 868 622 8497

## Tunisia

Ministre de la Santé Publique, Dr. Habib Mubarak, Cite Welvert, Bab Saadoun-1006 Tunis, Tel: 2161-571617, Fax: 2161-567100, Telex: 15235 SANTE TN, Email: msp@ministeres.tn, URL: <http://www.ministeres.tn/html/ministeres/sante.html>

## Turkey

Ministry of Health, Dr. Mesut Yildirim, Chief of Division, Primary Health Care Directorate

## Turkmenistan

Dr. Redjep Geldyev, National Coordinator on Alcohol, Drug Abuse and Smoking, Director of National Health Centre

## Tuvalu

Princess Margaret Hospital, Dr. Stephen Homasi, Chief of Public Health, c/o Ministry of Health, Women and Community Affairs Private MailBag, Funafuti, Tuvalu, Tel: 688 20 404, Fax: 688 20 832

## Uganda

Dr. Margaret Mungherera, P.O. Box 2243 or 7272, Kampala, Uganda, Tel: 256 41-236539, 256 41-532591

Health Education and Promotion Division, Ministry of Health, Mr. Paul Kagwa, P.O. Box 7272, Kampala, Uganda, Tel: 256 41-340874, 256 41-231563, 256 41-231569, 256 41-231584

Hospice Uganda, Anne Merriman, P.O. Box 7757, Kampala, Uganda, Tel: 256 41-266867, 256 41-267488

Makerere University Medical Student Association (MUMSA), P.O. Box 7072, Kampala, Uganda, Tel: 256 41-530020, 256 41-531350

Ministry of Health, Health Education and Promotion & TOH, Liliane Luwaga, P.O. Box 7272, Loudrel Road, Kampala, Uganda, Tel: 256 41-320515, 256 41-231548, Email: dghs@infocome.co.ug

Ministry of Health, Uganda Anti-Tobacco Association (UGATA), Prof. Francis G. Omaswa, P.O. Box 10883, Kampala, Uganda, Tel: 256 41-240783, 256 41-545051, 256 41-231584

Monitor FM/ Monitor Publications, Izama angelo Opi-aiya, Plot 4A Kampala Road, P.O. Box 12141, Kampala, Uganda, Tel: 256 41-232367, 265 71-666999, Email: angelo@monitor.co.ug or izamaus@yahoo.com

Parliament of Uganda, Lillian Mpabulungi, Research Officer, P.O. Box 7178, Kampala, Uganda, Tel: 347440, 077 501769, 235461, Email: Impab@parliament.go.ug or Impab@excite.com

Sober Uganda, Beatrice Okillian, P.O. Box 4631, Kampala, Uganda, Tel: 256 41-258525, 256 41-258535

Substance Abuse Activities in Uganda, Kalukusu Kibwika Geooffrey, Chairman substance Control Campaign Uganda, Plot 135-Buye Kigowa, Ntinda or P.O.Box 8023, Kampala, Uganda, Tel: 256 077 500051, 256 041 349513, Email: subcau@yahoo.co.uk

The Environmental Action Network (TEAN), Phillip Karugaba, P.O.Box 9242, Kampala, Uganda, Tel: 256 41-254374, 256 41-254372, Email: kaugaba@globalink.org  
Tobacco Free Society of Uganda, Bernard Kastiromo, P.O. Box 9706, Kampala, Uganda, Tel: 256 41-341922, 256 41-341922

Uganda Anti-Tobacco Association (UGATA), Dr. Edward Kanyesigye, Assistant Commissioner of Health Services, Focal Point for Tobacco or Health Desk, P.O. Box 7272, Kampala, Kampala, Uganda, Tel: 256 41-320515, 256 41-231584, Email: nedkany@hotmail.com or nedkany@utlonline.co.ug

Uganda Cancer Institute, Dr. Edward Katongole-Mbidde, P.O. Box 3955, Kampala, Uganda, Tel: 256 41-540410

Uganda Cancer Initiative, Mr. Dennis Barlow, P.O. Box 6563, Kampala, Uganda, Tel: 256 41-540658, Cell: 077 403834, 256 41-540657

Uganda Heart Institute Mulago Hospital, Dr. John Omagino, P.O. Box 7051, Kampala, Uganda, Tel: 256 41-402340, 256 41-530495, 256 41-532491

Uganda Medical Association, P.O. Box 2243, Kampala, Uganda

Uganda National Association of Community and Occupational Health (UNACOH), Dr. D.K. Sekimpi, Secretary General, P.O.Box 12590, Kampala, Uganda, Tel: 256 41-532765, 256 41-342324, Email: unacoh@africaonline.co.ug

Uganda National Organization of Good Temperance, Mr. Mathias Muwanga, P.O. Box 813, Kampala, Uganda, Tel: 256 41-245597

Uganda National Organisation of Good Temperance, P.O. Box 813, Kampala, Uganda

Uganda Youth Development Link (UYDEL), Mr. Dennis Barlow, P.O. Box 12659, Kampala, Uganda, Tel: 256 41-348251, 256 41-258525, 256 41-258531, 256 41-530412

Uganda Youth Development Link (UYDEL), Mr. Rogers Kasiry, P.O. Box 12659, Kampala, Uganda

Uganda Youth Development Link (UYDEL), Rogers Kasiry, P.O. Box 12655, Kampala, Uganda, Tel: 256 41-348251, 256 41-253585, Email: soba-uyd@infocome.co.ug

## Ukraine

Ministry of Health of Ukraine, Dr. Olga Bobyleva, First Deputy Minister of Health

Ukrainian Institute of Public Health, Dr. V.M. Ponomarenko, Director

## United Arab Emirates

Ministry of Health, Mr. Hamad Abdel Rahman Al Madfaa, Minister of Health, P.O. Box 848, Abu Dhabi, United Arab Emirates, Tel: 9712-341444, Fax: 9712-217722, Telex: 23439 HEALTH EM, 22678 MEDAD EM, Email: health@emirates.net.ae, URL: <http://www.moh.gov.ae/>

## United Kingdom (Great Britain and Northern Ireland)

Department of Health, Mr. Mohammad Haroon, Head, Cancer Prevention and Substance Misuse Branch

Department of Health, Ms. Alexandra Norrish, Tobacco Control Team

Department of Health, Ms. Dawn Milner, Senior Medical Officer, Tobacco Control Team

## United Republic of Tanzania

Anti-Smoking Unit of the National Drug Abuse Project, Dr. G. Sangiwa, P.O. Box 65000, Dar es Salaam, United Republic of Tanzania

Health Education Promotion Unit, Ministry of Health, Dr. Geoffrey Kiangi, P.O. Box 9083 or 65219, Dar es Salaam, United Republic of Tanzania, Tel: 255 22-2150308, 255 22-2150308, Email: nshp@twiga.com

Health Education Unit, Ministry of Health, Dr. Kango, P.O. Box 9083, Dar es Salaam, United Republic of Tanzania

Ministry of Health, Joseph Mbaita, P.O. Box 9083, Dar es Salaam, United Republic of Tanzania, Tel: 255 51-120261, 255 51-152818

National Anti-Smoking Association, Dr. K.A. Mmunii, P.O. Box 65000 or 4147, Dar es Salaam, United Republic of Tanzania, Tel: 255 51-67931, 255 51-67315

Tanzania Alcohol Drug Information Center (ADIC), P.O. Box 10713, Dar es Salaam, United Republic of Tanzania

Tanzania Cancer Association, Dr. Twalib Athumani Ngoma, Ocean Road Cancer Institute, P.O. Box 3592, Dar es Salaam, United Republic of Tanzania, Tel: 255 51-118704, 255 51-700307, Email: ngoma2raha.com

Tanzania Public Health Association, Prof. R. S. Machang'u, P.O. Box 7785, Dar Es Salaam, United Republic of Tanzania, Tel: 255 22-136236, 255 22-131441, 225 22-136236, Email: tpha@muchs.ac.tz or machangu2001@yahoo.com

## United States of America

Dr. Rosemarie Henson, Office on Smoking and Health, National Center for Chronic Disease Prevention and Health Promotion, Centers for Disease Control and Prevention, Mail Stop K-50, 4770 Buford Highway, NE Atlanta, GA 30341-3717, USA. Phone: 770-488-5701, Fax 770-488-5767, Email: rxh4@CDC.GOV, URL: [www.cdc.gov/tobacco/global/](http://www.cdc.gov/tobacco/global/)

## Uruguay

Asociación Médica San José, Federación Médica del Interior, Dr. Baltasar Aguilar, Canaro 440 Apto 205 San José de Mayo, Uruguay, CP 80000, Tel: 598 3431804, 598 94420622, Email: baguilar@adinet.com.uy

Comisión Antitabáquica del Uruguay (C.A.T.U.), Sra. Irma Gordon, Br. Artigas 4538, Apto 306, CP 11700, Montevideo, Uruguay, Tel/Fax: 598 23096830, Email: igordon306@hotmail.com

Comisión de Tabaquismo del Sindicato Médico del Uruguay, Dr. Eduardo Bianco, Miembro responsable, Br. Artigas 1515 CP 11200 Montevideo, Uruguay, Tel: 598 24014701, Fax: 598 24023234, Email: biamau@adinet.com.uy

Comisión de Tabaquismo del Sindicato Médico del Uruguay, Dra. Adriana Menendez, Miembro responsable alterno, Caramurú 5677 CP 11400 Montevideo, Uruguay, Tel: 598 26061060, 598 99603856, Email: menendez@apolo.hc.edu.uy

Comisión Honoraria de Lucha contra el Cáncer, Ed. Elsa Ferradini and Psic. Soc. Amanda Sica, Brandzen 1961 P12 CP 11200 Montevideo, Uruguay, Tel: 598 24020807, Fax: 598 24020810, Email: edupobl@urucan.org.uy or notabaco@urucan.org, URL: [www.urucan.org.uy](http://www.urucan.org.uy)

Comisión Honoraria para la Salud Cardiovascular Ley 16626, Dr. Ricardo Bachmann, Director, Br. Artigas 2358 CP 11800 Montevideo, Uruguay, Tel/Fax: 598 24802715, 598 24815929, Email: comiscv@multi.com.uy or www.cardiosalud.org

Cooperativa Médica de Canelones (CO.ME.CA.), Dra. Ana Gatti, Treinta y Tres 585, Las Piedras, Canelones, Uruguay, CP 90200, Email: angativa@montevideo.com.uy or comeaca@montevideo.com.uy

Corporación Médica de Paysandú (COMPEPA) Unidad detección, seguimiento e intervención en factores de riesgo cardiovascular, Dr. Mario Córdoba Vita, Barrio COLVI.FE, Casa N° 31 Cerrito y Exodo Paysandú, Uruguay, Tel: 598 7228174, Email: wolmansa@adinet.com.uy or marketingcomepa@femi.com.uy

Grupo Universitario para el abandono del tabaquismo (G.U.A.T.) Facultad de Medicina de la Universidad de la República, Dra. Beatriz Goja, Av. Italia 3499, Apto 1006, Montevideo, Uruguay, Tel: 598 24876807, Email: mabeatrizg@hotmail.com

Instituto Asistencial Colectivo de Treinta y Tres, Dr. Gerardo Amaral, Tel: 598 4502163, 598 99853366, Email: gamaral@femi.com.uy

Intendencia Municipal de Montevideo, Policlínica Lavalleja, Dra. Adriana Blanco Marquizo, Br. Batlle y Ordoñez 4800 Montevideo, Uruguay, Tel: 598 23579527, 598 26827859, Email: amblanco@adinet.com.uy

Liga Uruguaya de Defensa al Consumidor, Sr. Edgardo Martínez Zimarioff, Mario Cassinoni 1157 CP 11200 Montevideo, Uruguay, Tel: 598 24012174, Fax: 598 24087221, Email: consumo@adinet.com.uy, URL: [www.ligadefensadelconsumidor.org](http://www.ligadefensadelconsumidor.org)

Liga Uruguaya de Voluntarios de Educación y Control del Cáncer (L.U.V.E.C.), Sra. Graciela Moizo, Joanico 3216 Montevideo, Uruguay, Tel/Fax: 598 23622462, Email: luvec@adinet.com.uy or wolman@adinet.com.uy

Ministerio de Salud Pública, División Salud de la Población, Dra. Raquel Rosa and Dr. Winston Abascal, Av. 18 de Julio 1892 4º piso Of. 422 CP 11200, Montevideo, Uruguay, Tel: 598 24088272, 598 24088297, Fax: 598 24085580, Email: rrosa@msp.gub.uy

Policlínica Cesación de Tabaquismo (CAMDEL), Dr. Xavier Camps, C Williman 524 Minas, Lavalleja, CP 30000, Tel: 598 4423682, Email: xcamps@adinet.com.uy

Policlínica Cesación de Tabaquismo de Cooperativa Asistencial Médica del Oeste de Colonia (CAMOC), Dr. Osvaldo Davyt Arguinarena, Dra. Sandra Mourelle, 12 de Febrero 365 CP 70100 Carmelo, Uruguay, Tel: 598 5425804, 598 5424984, Email: odavyt@adinet.com.uy or sm@adinet.com.uy

Policlínica de Cesación de Tabaquismo, Dra. María Noel Rico, Hospital Maciel, Acevedo Díaz 1600 Apto 902 CP 11200 Montevideo, Uruguay, Tel: 598 24099986, Email: marianoelrico@adinet.com.uy

Policlínica de Tabaquismo y Corazón y del Programa de Prevención Secundaria, Dra. Laura Roballo, Médico responsable, Hospital Central de las Fuerzas Armadas, AV. Centenario 3057 Montevideo, Uruguay, Tel: 598 24872307, 598 26982945, Email: lroballo@adinet.com.uy

Secretaría Nacional de Drogas (SND) Junta Nacional de Drogas (JND) Presidencia de la República Oriental del Uruguay, Dra. Raquel Magri Díaz, Secretaria General, Edificio Libertad 2º Piso, Luis A. De Herrera 3350, Montevideo, Uruguay, Tel: 598 21503935, Fax: 598 24875361, Email: rmagri@presidencia.gub.uy

Servicio de Seguridad y Salud Ocupacional, Dora A.S. Lorenzo, Directora, Intendencia Municipal de Montevideo, 18 de Julio 1360 Piso 3 1/2 Montevideo, Uruguay, Tel: 598 219501730, Email: 1477777@piso4.imm.gub.uy

Sociedad de Tisiología y Enfermedades del Tórax del Uruguay / Centro de Asistencia Médica del Sindicato Médico del Uruguay, Dra. María Victorina Lopez Varela, 21 de Setiembre 2353 apto 301 CP 11200 Montevideo, Uruguay, Tel: 598 24180892, Email: mlopez@chasque.net

#### **Uzbekistan**

Ministry of Health, Dr. Farkhad A. Ilkhamov, Chief, Main Curative Department

#### **Vanuatu**

Department of Health, Mr. Jean-Jacques Rory, Health Promotion Unit, Private Mail Bag 009, Port Vila, Vanuatu, Tel: 678 22512, Fax: 678 26204

#### **Venezuela**

Dr. Isaias Daniel Gutierrez, Representante de la OPS/OMS en Venezuela, Oficina Sanitaria Panamericana, Avenida Sexta entre 5a. y 6a., Carmelitas, Transversal, Altamira, Caracas 1010, Venezuela, Apartado 6722, Carmelitas, Caracas 1010, Venezuela, Tel: 58-212- 267-1622, Fax: 261-6069

ASCARDIO, Ricardo Granero, Research Unit, Carrera 17 con Calle 12, Barquisimeto, Venezuela, Tel: 58-252 252 3078, Fax: 58-252 251 8398, Email: ricardogranero@cantv.net

Fundacion Antitabaquica de Venezuela, Instituto Diagnostico, Manuel Adrianza, Av. Anaucó-San Bernardino, Caracas, Venezuela, Tel: 58-2 977 0995

Fundación PRECARDIO, Dr. Jose Felix Ruiz, Coordinador del Quit and Win, Venezuela, Comité de Lucha Antitabaquica estado Monagas, Av. Bicentenario Urb. Alberto Ravelli, Calle 30 al lado del Hospital Manuel N. Tobar, Centro Cardiovascular Oriental "Dr. Mariano Alvarez" Maturin edo. Monagas, Email: precordio@hotmail.com

Fundacion Venezolana del Corazon, Marielba Cordido, Carrera 17 con Calle 12, Barquisimeto, Venezuela, Tel: 58-252 25 22592, Fax: 58-252 251 8398, Email: fvc@ascordio.org

Ministerio de Salud y Desarrollo Social, Medico Neumonologo, Dra. Zaida Roa Moreno, Coordinadora del Programa de Control de Tabaquismo Capitulo Estado, Yaracuy, San Felipe, Venezuela, Urbanizacion Bella Vista, calle Las Villas, parcela C-36 apartado postal 32 01 San Felipe Edo, Yaracuy, Venezuela, Tel: 580 254 232 0294, 58 416 752 2390, Email: yaropa4@cantv.net

Ministerio de Sanidad y Asistencia Social, Virgilio-Antonio Vasquez, Conj. Res. La Horqueta Edif. 6, Ap. 6-2-4, 3101 Carvajal, Trujillo State, Venezuela, Tel: 58-71 441 782

OPS/OMS Venezuela, Natasha Adrianza De Herrera, P.O. Box 6722, Carmelitas, Caracas 1010, Venezuela, Tel: 58-2 267 1622, Fax: 58-2 261 6069, Email: opsveb@true.net

Parlamento Latinoamericano, Aldolfo Tahayrda, Diputado, Urb.Santa Rosa de Lima, Calle "C", Residencia La Blanquilla, Apto. 1-A, Caracas 1060, Venezuela, Tel: 58-2 992 6173, Fax: 58-2 991 7080, Email: taylhard@telcel.net.ve

Seventh Day Adventist Church, Venezuela

Sociedad Venezolana de Cardiología, Eduardo Morales Briceño, Av. Jose Maria Vargas, Torre del Colegio, Piso 2, Apartado Postal 80917, Ofic. B-1, Sta Fe Norte, Caracas 1080-A, Venezuela, Tel: 58-2 979 8280, 58-2 976 0731, Email: save@telcel.net.ve

Sociedad Anticancerosa de Venezuela, Carlos Cotte Ruiz, Canonigos a Esperanza Nr. 43-San Jose, 1010 Caracas, Venezuela, Tel: 58-2 561 9622, Fax: 58-2 561 9577

Venezuelan Tuberculosis and Pneumology Society, Venezuela

#### **Viet Nam**

Ministry of Health, Dr. Nguyen Ngoc Khang, General Secretary of the Vietnamese, Committee on Smoking and Health, 138A Giang Vo Street, Ha Noi, Socialist Republic of Viet Nam, Tel: 844 846 2387, Fax: 844 846 0966

Ministry of Health, Dr. Tran Thu Thuy, National Focal Person for Tobacco Control, 138A Giang Vo Street, Ha Noi, Socialist Republic of Viet Nam, Tel: 844 846 2415, Fax: 844 846 0966, Email: dieutri@hn.vrn.vn

#### **West Bank and Gaza Strip**

Ministry of Health, Dr. Ahmed El Sheibi, Minister of Health, Palestinian National Authority, Gaza, Tel: 9727-2820081, Fax: 9727-822556 (Gaza), Tel: 9729-384777 (Nablus)

#### **Yemen**

Ministry of Public Health and Population, Dr. Abdul Nasser Munibari, Minister of Public Health and Population, P.O. Box 299, Sana'a, Republic of Yemen, Tel: 9671-252222, Fax: 9671-252247, Telex: 2381 MOH YE, URL: <http://www.moh.gov.ye/>

WHO Representative, Dr. Hashim Ali El-Zein El-Mousaad, P.O. Box 543, Sana'a, Yemen, Location: Ministry of Health Building, Hasaba Area, Street No.19, near Radio and Television Corporation, Sana'a, Tel: 967-1-252213, 252220, Fax: 9671-251612, Telex: 2683 WHO YE, Email: who@y.net.ye

#### **Zambia**

Addictive Behaviours Specialist Chainama Hills College Hospital, Mr. Ashbie Mweemba, P.O. Box 30043, Lusaka 10101, Zambia, Tel: 260 1 283 844, 260 1 283 845, Email: shabymweemba@hotmail

Central Board of Health, John Mayeya, Mental Health Specialist, P.O. Box 32588, Ndeke House, Lusaka, Zambia, Tel: 260 1 253 179, 260 1 253 180, 260 1 253 181, 260 1 253 182, 260 1 153 173, Email: jmayeya@cboh.org.zm

Department of Youth, P.O. Box 50700, Lusaka, Zambia, Tel: 260 1 254 693, 260 1 252 749

Institute of Economic and Social Research, University of Zambia, Mr. Richard Zulu, Researcher, P.O. Box 30900, Opp. Churdleigh House School, Munali Road, Lusaka, Zambia, Tel: 260 1 295 055, 260 1 294 291, Email: inesor@zamnet.zm or rkzulu@hotmail.com

Medical Association of Zambia c/o University Teaching Hospital, The Chairman, P.O. Box 32588, Lusaka, Zambia, Tel: 260 1 250 964

Ministry of Health, S. Makono, Box 30205, Lusaka, Lusaka, Zambia, Tel: 260 224 086, 260 253 049

Mrs. Grace Mushingie, P.O. Box 350136, Chilanga-Lusaka, Zambia, Tel: 260 1 295 210

Sinda Rural Health Care, Mr. Tiligu Robert Banda, P.O. Box 9, Sinda, Zambia

University of Zambia Students Against Drug and Alcohol Abuse Club, Mr. Oliver Shalala, Soweto 3-9, Box 32379, 10101 Lusaka, Zambia, Tel: 260 1 290 725, 260 1 253 952

Zambia Anti-Smoking Society, Ms. Amy Kabwe, P.O.Box 31649, Lusaka, Zambia, Tel: 260 1 295 210, 260 1 295 210

Zambia Association for the Prevention of Tobacco, Theresa Mulenga Kaemba, P.O. Box RW 50343, Lusaka 10101, Zambia, Tel: 260 1 283 937, Email: amy@exchange.usia.gov

Zambia Consumers Association, Muyunda Ililonga, Executive Secretary, P.O.Box 21641, 10101 Kitwe, Zambia, Suite 91, 2nd Floor, Afcom House Building, Corner of Obote/Zambia Way Avenue, Kitwe, Zambia, Tel: 260 2 224 193, 097 785 812, 260 2 224 193, Email: zaca@zamnet.zm

#### **Zimbabwe**

Afro Centre for Tobacco Control (Former Clear Skies), Dr. Robert Hamilton, P.O.Box 7321, Harare, Suite 8, Cnr Leopold Takawira & Jason Moyo Avenue, Haare, Harare, Zimbabwe, Tel: 263 011-419 702, Email: honeymillzim@yahoo.com

Anti Drug Abuse Association of Zimbabwe, Artwell Mataranyika, 15 Rawland Square, Milton Park, Harare, P.O. Box A283, Avondale, Harare, Zimbabwe, Tel: 263 4-797 039, 263 4-797 040, 263 4-797 041, Email: adaaz@yahoo.co.uk

Cancer Association of Zimbabwe, Mrs. M. Shortt, P.O. Box 3358, Harare, Zimbabwe, Tel: 263 4-721 788, 263 4-721 788

Int'l Commission for Prevention of Drug Dependence, Saleem A. Farag, 4 Princess Drive, Highlands, Harare, Zimbabwe, Tel: 263 4-776 786

Ministry of Health and Child Welfare, Mr. Samuel Tsoka, Harare, Zimbabwe, Tel: 263 4-730 011, 263 4-729 154

Ministry of Health National Focal Point for Tobacco Control, Mr. Mangwirow, P.O. Box CY1122, Causeway, Harare, Zimbabwe, Tel: 263 4-793095, 263 4-728013, Email: mangwirow@healthnet.zw

RAPT, Ellen Ndimande, P.O. Box 2166, Bulawayo, Zimbabwe, Tel: 263 4-66967, Email: rapt@acacia.samaya.co.zw

Seventh Day Adventist Health Service-Harare, Corner Enterprise Road / Princess Drive, P.O. Box HG 100, Highlands, Harare, Zimbabwe

The Cancer Association, Nancy Chingwaru, P.O. Box 3358, Harare, Zimbabwe, Tel: 263 4-707444, 263 4-721788, Email: cancer@samara.co.zw

University of Zimbabwe, College of Health Sciences, Jephth Chifamba, P.O. Box MP 167, Harare, Zimbabwe, Tel: 263 4-303 211 ext. 1371, 263 11-607 607, 263 4-333 678, Email: chifamba@medic.uz.ac.zw

Zuna Women's Operation, Rudo Shalom Mungwashu, 7431 Zimre Park, P.O. Ruwa, Zimbabwe, Tel: 263 4-913387, 263 4-913 351, 263 11 208 089, Email: mhosira@yahoo.com



# Appendix B: Legislation

## Afghanistan

### *Advertising to certain audiences*

Source: The Tobacco Atlas

### *Advertising in certain locations*

Source: The Tobacco Atlas

### *Package health warning/message*

Source: The Tobacco Atlas

## Albania

### *Advertising in certain media*

Source: WHO/EUR/02/5041305

*Comment:* Advertising is banned on national TV, national radio and in local magazines and newspapers. No regulations apply to international magazines and newspapers.

### *Advertising in certain locations*

Source: WHO/EUR/02/5041305

*Comment:* Advertising is not regulated on billboards, outdoor walls, points of sales or kiosks.

### *Sales to minors*

Source: WHO/EUR/02/5041305

*Comment:* A draft law restricts the buying and selling of tobacco to persons aged 18 years and older.

### *Smoking on ferries*

Source: WHO/EUR/02/5041305

*Comment:* There are no regulations regarding domestic water transport; however, on international water transportation smoking is restricted.

### *Package health warning/message*

Source: WHO/EUR/02/5041305

*Comment:* The draft law will require health warnings to be placed on tobacco products.

### *Label design on packaging*

Source: WHO/EUR/02/5041305

*Comment:* The draft law will contain stipulations regarding the health warning placement, color, contrast, font size, area to cover, content, number of messages, and language.

### *Tobacco control education/promotion*

Source: TMA (2002)

*Comment:* The Government Commission on Smoking campaign against tobacco is directed and coordinated by the National Directorate of Public Health Education in collaboration with specialists throughout the country. The Commission organizes seminars, promotes smoking-prevention programs in schools, produces and distributes materials and posters, trains health workers for smoking cessation and creates publicity in the media regarding smoking issues.

## Algeria

### *Sponsorship or promotion for certain audiences*

Source: TMA (2002)

*Comment:* All tobacco sponsorship has been banned since 1985.

### *Sponsorship advertising of events*

Source: TMA (2002)

*Comment:* All tobacco sponsorship has been banned since 1985.

### *Brand stretching*

Source: TMA (2002)

*Comment:* The use of company and brand names on non-tobacco products has been banned since 1985.

### *Smoking in other public places*

Law: Law No. 85-05, Sec. 63

Source: NATIONS

*Comment:* Smoking in public places is prohibited as listed in the regulations; however, it is unknown whether the regulations have been implemented.

### *Package health warning/message*

Law: Law No. 85-05, Sec. 66

Source: NATIONS

*Comment:* All packs must display the following required warning: "Smoking is harmful to health."

### *Tobacco control education/promotion*

Law: Law No. 85-05, Sec. 64

Source: NATIONS, TMA (2002)

*Comment:* "[A]ll parties concerned shall participate in combating smoking... by health education and information." A National Committee Against Tobacco heads health education programs. The Committee is a responsibility of the Ministry of Health.

## Andorra

### *Advertising in certain media*

Source: WHO/EUR/02/5041305

*Comment:* Advertising is not regulated on national TV, national radio, or local magazines and newspapers. It is unknown whether advertising is regulated on cable TV or international magazines and newspapers.

### *Advertising in certain locations*

Source: WHO/EUR/02/5041305

*Comment:* Advertising is not regulated on billboards, outdoor walls, points of sales, kiosks, or cinemas.

### *Place of sales*

Law: Decree of 10 October 1991 regulating the consumption and sale of tobacco under certain circumstances

Source: IDHL (1992) 43 (1): 76

*Comment:* The sale of tobacco is prohibited in hospitals, learning centers, public transportation, offices of the Administration and other institutions that provide services directly to the public.

### *Label design on packaging*

Source: WHO/EUR/02/5041305

*Comment:* Requirements exist for the placing and content of the health warning. The area to cover and number of messages are not regulated. Regulations on color, contrast, font size, and language are unknown.

### *Anti-smuggling provisions*

Law: Andorra Penal Code

Source: GLOBALink, European Bulletin, 11 October 1999

*Comment:* Smuggling is illegal, including cigarette smuggling.

## Antigua and Barbuda

### *Smoking on domestic air flights*

Source:

<http://ostpxweb.dot.gov/policy/safety/smoke3.htm>

*Comment:* Smoking is prohibited on all Liat airlines flights; however, it is unknown if this is due to national regulations or to a voluntary agreement of the airlines.

### *Smoking on international air flights*

Source:

<http://ostpxweb.dot.gov/policy/safety/smoke3.htm>

*Comment:* Smoking is prohibited on all Liat airlines flights; however, it is unknown if this is due to national regulations or to a voluntary agreement of the airlines.

### *Package health warning/message*

Source: The Tobacco Atlas

## Argentina

### *Advertising in certain media*

Law: Law 23,344 Introducing Health Regulations for Tobacco and Tobacco Products

Source: NATIONS, TMA (2002)

*Comment:* The advertising of tobacco products on television and radio is prohibited between 8:00 AM and 10:00 PM, with the exception of advertising limited to the identification of the brand and not forming the subject of a specific broadcast. Advertising may not appear during or directly after programs aimed at persons under 21 years. Advertising in press is permitted, but magazines with a young readership profile, i.e. those targeted at under 18 year olds, are prohibited from publishing tobacco advertisements.

### *Advertising to certain audiences*

Law: Law 23,344 Introducing Health Regulations for Tobacco and Tobacco Products

Source: IDHL (1986) 37 (4): 796-797, USDA, ERC (1999)

*Comment:* Advertising directed at young people is prohibited, including during films in which persons under 18 years are admitted.

### *Advertising in certain locations*

Law: Law 23,344 Introducing Health Regulations for Tobacco and Tobacco Products

Source: TMA (2002)

*Comment:* Tobacco advertisements may not appear in cinemas during programs attended by persons under 18 years.

### *Advertisement content or design*

Law: Law 23,344 Introducing Health Regulations for Tobacco and Tobacco Products

Source: ERC (2001), TMA (2002)

*Comment:* Persons may not smoke excessively in advertisements. Expressions or terms common to youth may not be used. Young models or persons dressed to appear young may not appear in advertisements. Cigarette advertising cannot be associated with physical activities such as sports or feature personalities from artistic or cultural circles whose public audience is primarily youth.

### *Sponsorship or promotion for certain audiences*

Source: WTF (2001)

*Comment:* Marketing or promotional activities are restricted only if directed at minors, conducted near schools or where minors are in the majority.

### *Sales to minors*

Source: WHO Regional Office for the Americas, ERC (2001)

*Comment:* The sale of tobacco products is not regulated at the national level, but rather the state or local level. The minimum age in the Province of Buenos Aires is 18 years.

### *Free products*

Law: Law 23,344 Introducing Health Regulations for Tobacco and Tobacco Products

Source: NATIONS

*Comment:* Sampling is restricted only if directed at minors, conducted near schools or where minors are in the majority.

### *Misleading information on packaging*

Law: Law 23,344 Introducing Health Regulations for Tobacco and Tobacco Products

Source: IDHL (1986) 37 (4): 796-797, USDA, ERC (1999)

*Comment:* Low-tar and low-nicotine cigarettes may not be represented as beneficial to health.

### *Smoking in government buildings (incl. worksites)*

Law: 23.344/86 and 24.674/96

Source: WHO Regional Office for the Americas

### *Smoking in private worksites*

Source: ERC (2001)

*Comment:* Restrictions are in the process of being introduced.

### *Smoking in health care facilities*

Source: ERC (2001)

*Comment:* Voluntary restrictions exist in hospitals and other medical establishments.

### *Smoking in other public places*

Source: WTF (2001)

*Comment:* All public places are required to have a non-smoking area.

### *Package health warning/message*

Law: Law 23,344 Introducing Health Regulations for Tobacco and Tobacco Products

Source: NATIONS

*Comment:* All packs of tobacco products must carry the health warning: "Smoking is dangerous to health."



#### *Tobacco control education/promotion*

Source: TMA (2002)

Comment: Sponsored by government and non-government bodies, the Antismoking Action and Health Council promotes anti-smoking education.

#### **Armenia**

##### *Advertising in certain media*

Source: WHO/EUR/02/5041305

Comment: Advertising restrictions apply to national TV, cable TV, and national radio. There are no regulations on local magazines and newspapers.

##### *Advertising to certain audiences*

Law: The Armenian Republic Law of Advertisement

Source: TMA (2002)

Comment: The advertising of tobacco products is banned from print media read by minors.

##### *Advertising in certain locations*

Source: WHO/EUR/02/5041305

Comment: There are no advertising regulations on billboards, outdoor walls, points of sale, kiosks, or cinemas.

##### *Smoking in other public places*

Source: TMA (2002)

Comment: Smoking is prohibited in cinemas, theaters, stores, and shops.

##### *Label design on packaging*

Source: WHO/EUR/02/5041305

Comment: Regulations apply to the placing of the message, color, contrast, font size, area to cover, and language. Starting 01 January 2003, warnings must be shown in Armenian, covering no less than 4% of the larger surface of a cigarette pack. The content and number of messages are not regulated.

#### **Australia**

##### *Advertising in certain media*

Law: Tobacco Advertising Prohibition Act 1992, part 3, div 1, §13-§15; div 2 §23

Source: NATIONS

Comment: Broadcasting is prohibited based on the definition in the Broadcasting Services Act 1992. The importation of periodicals containing tobacco advertisements after 1 July 1993 is also prohibited.

##### *Advertising in certain locations*

Law: Tobacco Advertising Prohibition Act 1992

Source: NATIONS, TMA (2002)

Comment: Tobacco advertising is restricted to the place of sale (including vending machines) and within aircrafts for international flights. Billboard and poster advertisements are prohibited.

##### *Sponsorship advertising of events*

Law: Tobacco Advertising Prohibition Act 1992, part 3, div 2 §18

Source: NATIONS

Comment: The advertising of events is restricted to cultural and sporting events of international significance.

##### *Sales to minors*

Source: TMA (2002)

Comment: Minimum age is determined by the State or Territory. Persons must be 16 years or older to buy tobacco products in Queensland and Tasmania, and must be 18 years or older in Western Australia, Victoria, South Australia, the Australian Capital Territory, the Northern Territory, and New South Wales. Fines for violations vary by region.

##### *Vending machines*

Source: NATIONS, TMA (2002)

Comment: Vending machines are restricted in Victoria, Western Australia, and Queensland.

##### *Free products*

Law: The Tobacco Control Act of 1990 No. 104 of 1990

Source: TMA (2002)

Comment: Tobacco sampling to persons under 16 years is prohibited.

##### *Smoking in government buildings (incl. worksites)*

Source: TMA (2002)

Comment: Smoking is prohibited in Federal Government office buildings.

##### *Smoking on buses*

Law: Interstate Road Transport Regulations, part 4, reg 51B(1)

Source: NATIONS

##### *Smoking on trains*

Source: NATIONS, TMA (2002)

Comment: Smoking on underground railways in Sydney is prohibited. Through a voluntary agreement between the Victorian government and Australian National Railways, smoking is banned on trains between Melbourne and Adelaide.

##### *Smoking on domestic air flights*

Law: Air Navigation Regulations, part 13, div 4, Reg 246, §5 and §10

Source: NATIONS

##### *Smoking on international air flights*

Law: Air Navigation Regulations, part 13, div 4, Reg 246, §5 and §10

Source: NATIONS

##### *Advertising health warnings/messages*

Source: TMA (2002)

Comment: Under State and Territorial laws, health warnings are required on advertisements. All warnings must be followed by the words "Health Authority Warning" and must be rotated on an equal basis. The warnings are as follows: "Smoking causes heart disease," "Smoking reduces your fitness," "Smoking causes lung cancer" and "Smoking damages your lungs."

##### *Package health warning/message*

Law: Trade Practices (Consumer Product Information Standards) (Tobacco) 1994 No. 83

Source: TMA (2002)

Comment: In addition to a health warning, a corresponding explanatory message that includes a phone number is required. Beginning 01 January of each year, the warning and explanatory message must be rotated. Six warnings and explanatory messages are rotated, including "SMOKING CAUSES LUNG CANCER Government Health Warning SMOKING CAUSES LUNG CANCER. Tobacco smoke contains many cancer-causing chemicals including tar. When you breathe the smoke in, these chemicals can damage the lungs, and cause cancer. Lung cancer is the most common cancer caused by smoking. Lung cancer can grow and spread before it is noticed. It can kill rapidly. For more information, call 13 2130. Government Health Warning."

##### *Label design on packaging*

Law: Trade Practices (Consumer Product Information Standards) (Tobacco) 1994 No. 83

Source: TMA (2002)

Comment: The warning and explanatory message must be written on a white background. A rectangular or square border must surround the warning and explanatory message and be no thicker than the upper case letter "I" in type. Text must be in Helvetica typeface, with the letters of the same height throughout the message. The size of the text must, as neatly as possible, fill the background on which it is printed. "Government Health Warning" may not be more than 50% greater in font size than the rest of the text. For irregular packaging, the warning must occupy no less than 15% of the space and the explanatory message 20%. For all other packaging, the warning must occupy 25% of the area on which it is printed, and the explanatory message 33 1/3%. The warning and explanatory message must not be obscured by the wrapper on the pack or be rendered unreadable when the package is opened.

##### *Ingredient/constituent information on package label*

Law: Trade Practices (Consumer Product Information Standards) (Tobacco) 1994 No. 83

Source: TMA (2002)

Comment: Constituent information must be printed on the side of packaging as follows: "The smoke from each cigarette contains, on average: [x] milligrams or less of tar- condensed smoke containing many chemicals, including some that cause cancer; [y] milligrams or less of nicotine- a poisonous and addictive drug; [z] milligrams or less of carbon monoxide- a deadly gas which reduces the ability of blood to carry oxygen."

##### *Amount of tar*

Law: Trade Practices (Consumer Product Information Standards-Tobacco) 1994, §17.(7)(b)(i)

Source: NATIONS

Comment: Cigarette tar levels are not to exceed 16 mg.

##### *Amount of nicotine*

Law: Trade Practices (Consumer Product Information Standards-Tobacco) 1994, §17.(7)(b)(ii)

Source: NATIONS

Comment: Cigarette levels of nicotine are not to exceed 1.5 mg.

##### *Amount of other ingredients/constituents*

Law: Trade Practices (Consumer Product Information Standards-Tobacco) 1994, §17.(7)(b)(iii)

Source: NATIONS

Comment: Cigarette carbon monoxide levels are not to exceed 20 mg.

#### **Austria**

##### *Advertising in certain media*

Source: WHO/EUR/02/5041305

Comment: Advertising is banned for national TV, cable TV and national radio but there are no restrictions on local magazines and newspapers.

##### *Advertising to certain audiences*

Source: ERC (2001)

Comment: Advertising must not be aimed at special groups or young people.

##### *Advertising in certain locations*

Source: WHO/EUR/02/5041305

Comment: Advertising is banned in cinemas and restricted at points of sale and kiosks. There are no restrictions regarding advertising on billboards or outdoor walls.

##### *Advertisement content or design*

Law: Federal Law on Advertising of Tobacco Products

Source: ERC (2001), TMA (2002)

Comment: Well-known persons, sportsmen, and young people aged 30 or under should not be used in advertising. In addition, advertising must not be targeted at special groups or young people. Cigarette smoking may not be called "healthy" and there can be no health claims.

##### *Sponsorship advertising of events*

Law: Federal Law on Advertising of Tobacco Products

Source: TMA (2002)

Comment: Restrictions affect the use and association of the names and logos of tobacco products with sponsored events.

##### *Sales to minors*

Source: WHO/EUR/02/5041305

Comment: The minimum age to purchase tobacco products is 16 years.

##### *Free products*

Law: Federal Law on Advertising of Tobacco Products

Source: TMA (2002)

Comment: The sampling of tobacco products is permitted for adults. Sampling is allowed only for new tobacco brands, and for only within 8 months of the date in which the product was entered into circulation.

#### *Smoking in other public places*

*Law:* The 1995 Tobacco Act

*Source:* TMA (2002)

*Comment:* Smoking is prohibited in theaters and other buildings used for performances or exhibitions.

#### *Package health warning/message*

*Law:* Federal Law on Advertising of Tobacco Products

*Source:* TMA (2002)

*Comment:* The following warning must be placed on each cigarette pack: "The EU Minister for Health: Smoking endangers health." In addition, the following warnings, preceded by "The EU Minister for Health," must appear on a rotational basis: "Smoking causes cancer," "Smoking causes heart and vascular diseases," "Smoking endangers the health of your child as early as pregnancy" and "Anyone who gives up smoking reduces the risk of serious illness."

#### *Label design on packaging*

*Law:* Federal Law on Advertising of Tobacco Products

*Source:* TMA (2002)

*Comment:* The general warning must be placed on the front of the pack or the side most likely to be seen, and the specific warning must be placed on the back of the cigarette pack.

#### *Ingredient/constituent information on package label*

*Law:* Federal Law on Advertising of Tobacco Products

*Source:* TMA (2002)

*Comment:* Cigarette packs must display the mean levels of tar and nicotine per cigarette on the narrow side of the pack. The contents must be easily readable and on contrasting background, and must occupy at least 4% of the side on which it is printed.

#### *Tobacco control education/promotion*

*Source:* TMA (2002)

*Comment:* Information regarding the dangers of smoking tobacco has been made available and the government sponsors anti-tobacco advertisements.

### **Azerbaijan**

#### *Advertising in certain media*

*Source:* WHO/EUR/02/5041305

*Comment:* Advertising is banned in national and cable TV, national radio, local magazines and newspapers, and international magazines and newspapers.

#### *Advertising to certain audiences*

*Law:* The law on the Azerbaijan Republic on advertising

*Source:* TMA (2002)

*Comment:* Advertising of tobacco products cannot address women or youth.

#### *Advertising in certain locations*

*Law:* The law on the Azerbaijan Republic on advertising

*Source:* WHO/EUR/02/5041305, TMA (2002)

*Comment:* Advertising is banned in points of sales, kiosks, and cinemas. Billboard or poster advertisements may not be placed within 100 meters of children's, educational, religious, or sporting institutions.

#### *Advertisement content or design*

*Law:* The law on the Azerbaijan Republic on advertising

*Source:* TMA (2002)

*Comment:* Advertisements of tobacco products cannot use the images of well-known persons, sportsmen, or persons under 25 years of age. Claiming that smoking is of great importance for achieving social, sporting, or individual success, or for improving the physical and psychological state is prohibited.

#### *Place of sales*

*Law:* On Regulating The Manufacture, Storage, Import, and Sale of Alcoholic Beverages, Ethyl Alcohol for Human Consumption and Tobacco Products

*Source:* TMA (2002)

*Comment:* Retail sales of tobacco products shall be permitted only at stationary trading establishments equipped with cash registers having memory capability. The sale of tobacco products from portable kiosks and stalls, automobiles and other motorized vehicles shall be prohibited.

#### *Advertising health warnings/messages*

*Law:* The law on the Azerbaijan Republic on advertising

*Source:* TMA (2002)

*Comment:* Advertising of tobacco products must be accompanied by health warnings. Radio, TV, and videos must provide at least 3 seconds of airtime for a health warning. A health warning should occupy not less than 5% of advertising space in other mass media.

#### *Label design on packaging*

*Source:* WHO/EUR/02/5041305

*Comment:* Regulations apply to the placing of the message, color, contrast, font size, area to cover, content, number of messages, and language.

### **Bahamas**

#### *Smoking on domestic air flights*

*Source:*

<http://ostpxweb.dot.gov/policy/safety/smoke3.htm>

*Comment:* Smoking is prohibited on all Bahamasair airline flights. It is unknown whether this is a national regulation or voluntary agreement by the airline company.

#### *Smoking on international air flights*

*Source:*

<http://ostpxweb.dot.gov/policy/safety/smoke3.htm>

*Comment:* Smoking is prohibited on all Bahamasair airline flights. It is unknown whether this is a national regulation or voluntary agreement by the airline company.

#### *Advertising health warnings/messages*

*Law:* The Health Services (Amendment) Act of 1976 (Health Services Rules) requiring a health warning on tobacco advertising and cigarette packages

*Source:* Roemer, R. (1993)

#### *Package health warning/message*

*Law:* The Health Services (Amendment) Act of 1976 (Health Services Rules) requiring a health warning on tobacco advertising and cigarette packages

*Source:* Roemer, R. (1993)

### **Bahrain**

#### *Advertising in certain media*

*Source:* USDA

*Comment:* Advertising is banned from radio and television.

#### *Advertising in certain locations*

*Source:* Dr. Randah Hamadeh, WHO/EMRO Conference on Tobacco, July 1999

*Comment:* There are restrictions on advertisements at the point of sale. Advertising for tobacco and its derivatives (direct or indirect) is prohibited on or in playgrounds, roads, airports, and public places.

#### *Sponsorship or promotion for certain audiences*

*Source:* EMRO

*Comment:* Sponsorship of sporting or artistic events is banned.

#### *Brand stretching*

*Source:* Dr. Randah Hamadeh, WHO/EMRO Conference on Tobacco, July 1999

#### *Sales to minors*

*Law:* Decree Promulgating Law 10 (1994)

*Source:* NATIONS

*Comment:* The minimum age to purchase tobacco products is 18 years.

#### *Vending machines*

*Law:* Decree Promulgating Law 10 (1994)

*Source:* NATIONS

#### *Smoking in health care facilities*

*Source:* Dr. Randah Hamadeh, WHO/EMRO Conference on Tobacco, July 1999

#### *Smoking on buses*

*Law:* Decree Promulgating Law 10 (1994)

*Source:* NATIONS

#### *Smoking on trains*

*Law:* Decree Promulgating Law 10 (1994)

*Source:* NATIONS

#### *Smoking in taxis*

*Law:* Decree Promulgating Law 10 (1994)

*Source:* NATIONS

#### *Smoking on ferries*

*Law:* Decree Promulgating Law 10 (1994)

*Source:* NATIONS

#### *Smoking on domestic air flights*

*Source:*

<http://ostpxweb.dot.gov/policy/safety/smoke3.htm>

*Comment:* Smoking is prohibited on all Gulf Air Company flights within the Middle East, Bahrain-England, and Bahrain-Australia flights. It is unknown whether this is due to national regulations or voluntary agreements by the airline company.

#### *Smoking on international air flights*

*Source:*

<http://ostpxweb.dot.gov/policy/safety/smoke3.htm>

#### *Smoking in restaurants*

*Source:* Dr. Randah Hamadeh, WHO/EMRO Conference on Tobacco, July 1999

*Comment:* Designated smoking areas must be established in restaurants and cafeterias.

#### *Smoking in other public places*

*Source:* Dr. Randah Hamadeh, WHO/EMRO Conference on Tobacco, July 1999

*Comment:* Designated smoking areas must be established in open public spaces. Smoking is prohibited in closed public areas.

#### *Package health warning/message*

*Law:* Resolution 24 of the Health Ministers of the Arab Gulf States, January 1980

*Source:* Roemer, R. (1993)

*Comment:* "Health Warning: Smoking is a leading cause of lung cancer and of pulmonary and cardiovascular diseases" must appear on all cigarette packs.

#### *Ingredient/constituent information on package label*

*Source:* Dr. Randah Hamadeh, WHO/EMRO Conference on Tobacco, July 1999

*Comment:* The tar and nicotine levels must be indicated on each cigarette pack.

#### *Amount of tar*

*Source:* Dr. Randah Hamadeh, WHO/EMRO Conference on Tobacco, July 1999

*Comment:* Cigarette tar levels must not exceed 12 mg.

#### *Amount of nicotine*

*Source:* Dr. Randah Hamadeh, WHO/EMRO Conference on Tobacco, July 1999

*Comment:* Cigarette nicotine levels must not exceed 0.8 mg

#### *Tobacco control education/promotion*

*Law:* Ministry of Health Decree 7 (1994)

*Source:* NATIONS

*Comment:* Health education and promotion is performed on a voluntary basis only.

### **Bangladesh**

#### *Advertising in certain media*

*Source:* ERC (2001), TMA (2002)

*Comment:* Advertising is banned on state television and radio and in all newspapers and other print media. Advertising is still permitted, however, on privately run TV channels. Scenes of films and plays may not show people smoking.

#### *Sponsorship advertising of events*

*Source:* TMA (2002)

*Comment:* Tobacco sponsorship of sporting events is banned.

#### *Sales to minors*

*Source:* ERC (2001)

*Comment:* The minimum age to purchase tobacco products is 16 years.

#### *Smoking in government buildings (incl. worksites)*

*Source:* ERC (2001)

*Comment:* A ban on smoking in the Bangladesh Secretariat was introduced in June 2000 with other government departments expected to follow.

### *Smoking in private worksites*

*Law:* Legislation to control smoking in public places, June 1989

*Source:* Kuheli Mustafa, Welfare Association for Cancer Care, WHO/TOH/CLH/90.3

*Comment:* Some workplaces have voluntary measures to ensure smoke-free areas.

### *Smoking in educational facilities*

*Law:* Legislation to control smoking in public places, June 1989

*Source:* Kuheli Mustafa, Welfare Association for Cancer Care, WHO/TOH/CLH/90.3

### *Smoking in health care facilities*

*Law:* Legislation to control smoking in public places, June 1989

*Source:* Kuheli Mustafa, Welfare Association for Cancer Care, WHO/TOH/CLH/90.3

### *Smoking on trains*

*Law:* Accommodations for non-smokers on trains, 1987

*Source:* WHO/TOH/CLH/90.1

### *Smoking on domestic air flights*

*Law:* Legislation to control smoking in public places, June 1989

*Source:* Kuheli Mustafa, Welfare Association for Cancer Care, WHO/TOH/CLH/90.3

### *Advertising health warnings/messages*

*Law:* Tobacco Marketing Act 1988

*Source:* Kuheli Mustafa, Welfare Association for Cancer Care

### *Manufacturing licensure*

*Source:* Kuheli Mustafa, Welfare Association for Cancer Care

### *Package health warning/message*

*Source:* TMA (2002)

*Comment:* The warning "Cigarette smoking is injurious to health" is required on all cigarette packs locally manufactured and packed.

### *Tobacco control education/promotion*

*Source:* TMA (2002)

*Comment:* Various governmental and non-governmental organizations are actively working to create public awareness through a variety of methods including posters, leaflets, and billboards. The mass media is also used in organizing anti-smoking campaigns.

## **Barbados**

### *Advertising in certain media*

*Source:* WHO Regional Office for the Americas

*Comment:* By voluntary agreement, advertising is banned on national TV and radio.

### *Advertising in certain locations*

*Source:* WHO Regional Office for the Americas

*Comment:* By voluntary agreement, advertising is banned on billboards and in cinemas.

### *Sponsorship advertising of events*

*Source:* WHO Regional Office for the Americas

*Comment:* Sponsorship advertising of events is prohibited by voluntary agreement.

### *Smoking in health care facilities*

*Law:* Smoke-free indoor air restrictions

*Source:* Desmond Anthony Gale, Barbados Cancer Society, Veta Brown, PAHO

### *Advertising health warnings/messages*

*Source:* WHO Regional Office for the Americas

*Comment:* Health warnings are required on advertisements by voluntary agreement.

### *Package health warning/message*

*Source:* TMA (2002)

*Comment:* On a voluntary basis, the warning "The Chief Medical Officer has determined that tobacco is injurious to health" is placed on packs of cigarettes manufactured in Barbados.

## **Belarus**

### *Advertising in certain media*

*Source:* WHO/EUR/02/5041305

*Comment:* Advertising restrictions apply to national TV, cable TV, national radio, and local magazines and newspapers. There are no restrictions on international magazines and newspapers.

### *Advertising in certain locations*

*Source:* WHO/EUR/02/5041305

*Comment:* Restrictions apply to advertising on billboards and outdoor walls. There are no regulations on points of sale advertising or advertisements on or in kiosks and cinemas.

### *Sales to minors*

*Source:* WHO/EUR/02/5041305

*Comment:* The minimum age to purchase tobacco products is 18 years.

### *Label design on packaging*

*Source:* WHO/EUR/02/5041305

*Comment:* Regulations apply to the content and language of the health warning. The placing of the message, color, contrast, font size, area of coverage, and number of messages are not regulated.

## **Belgium**

### *Advertising in certain media*

*Source:* WHO/EUR/02/5041305, TMA (2002)

*Comment:* Advertising is banned on national TV, cable TV, national radio, and local magazines and newspapers. Advertising is permitted in foreign publications, unless the advertisements aim primarily at promoting tobacco products on the Belgian market.

### *Advertising to certain audiences*

*Law:* Crown Order of 20 December 1982 on the advertising of tobacco, tobacco products, and similar products

*Source:* IDHL (1985) 36 (1): 62-63

*Comment:* Advertisements may not be directed at children.

### *Advertising in certain locations*

*Source:* WHO/EUR/02/5041305

*Comment:* Advertising is banned on billboards, outdoor walls, and in cinemas. Advertising is restricted at the point of sale and kiosks.

### *Advertisement content or design*

*Source:* WTF (2001), TMA (2002)

*Comment:* Advertising is only permitted at point of sale. These advertisements of tobacco products can only show tobacco products and its packaging. Slogans referring to "lifestyle" are not allowed. Human models or the act of smoking is also prohibited, as is the use of objects usually associated with smoking (lighters, ashtrays, etc.).

### *Vending machines*

*Source:* TMA (2002)

*Comment:* Vending machines are only allowed in places where tobacco products may be consumed.

### *Smoking in other public places*

*Source:* TMA (2002)

*Comment:* Smoking is prohibited in any indoor public area that does not comply with the ventilation standards of the Executive of the French Community. No-smoking signs must be posted. A complete ban on smoking is in place in sports arenas, theaters, and exhibition halls.

### *Advertising health warnings/messages*

*Law:* Royal Decree of 10 April 1990

*Source:* TMA (2002)

*Comment:* Only point of sale advertising is permitted. Each poster advertisement for tobacco products must display the following statement: "Seriously harmful to health." Warning statements on in-store poster advertisements must be on a black and white background. The required size of the warning varies based on the size of the poster.

### *Package health warning/message*

*Source:* TMA (2002)

*Comment:* Four health warnings must appear on a rotating basis: "SMOKING CAUSES CANCER," "SMOKING CAUSES HEART AND VASCULAR DISEASES," "SMOKING HARMS THE HEALTH OF YOUR FELLOW MAN" and "SMOKING CAUSES FATAL DISEASES."

### *Label design on packaging*

*Source:* TMA (2002)

*Comment:* The text of the warning must appear in French, German or Dutch depending on the region where the product is sold. In practice, all three languages are used on the package. The warning statement must be clearly visible and easy to read, printed horizontally in black characters on a white background. Warnings must be printed on the largest side of the package. The warning should occupy 4% of the surface if written in one language, 6% if written in two languages, or 8% if written in three languages.

### *Amount of tar*

*Law:* European Community (Tar Yield of Cigarettes) Regulations, 1991

*Source:* TMA (2002)

*Comment:* The cigarette levels of tar must not exceed 12 mg.

### *Amount of nicotine*

*Law:* European Community (Tar Yield of Cigarettes) Regulations, 1991

*Source:* TMA (2002)

*Comment:* The cigarette levels of nicotine must not exceed 1.2 mg.

### *Tobacco control education/promotion*

*Law:* Decree of 2 December 1982

*Source:* TMA (2002)

*Comment:* Anti-tobacco educational information is required in school. Anti-smoking and anti-tobacco public advertising campaigns on both radio and television are to be broadcast annually.

## **Belize**

### *Smoking in educational facilities*

*Source:* TMA (2002)

*Comment:* Smoking is not allowed in classrooms.

### *Smoking on buses*

*Source:* TMA (2002)

*Comment:* Smoking is permitted only in the front area of buses.

### *Ingredient/constituent information on package label*

*Law:* National Standard for the Labeling of Retail Packs of Cigarettes

*Source:* Lorraine Thompson, Focal Point for Tobacco Control and Graciela Uriburu, PWR Belize

### *Tobacco control education/promotion*

*Source:* TMA (2002)

*Comment:* The National Drug Abuse Council sponsored by the Ministry of Health includes tobacco prevention in drug-abuse prevention activities. Along with the Parents' Resources Institute for Drug Education (PRIDE)/Belize, a non-governmental organization, the National Drug Abuse Council also develops anti-tobacco pamphlets.

## **Benin**

### *Smoking in private worksites*

*Source:* TMA (2002)

*Comment:* Smoking is prohibited in workplaces and factories.

### *Smoking in health care facilities*

*Law:* Order No. 2697/MSP/DC/SCSH of 31 October 1991

*Source:* IDHL (1992) 43 (2): 293

*Comment:* Smoking is prohibited in public and private hospitals, training units, and health services.

### *Smoking on domestic air flights*

*Source:*

<http://www.ostpxweb.dot.gov/policy/safety/smoke2.html>

*Comment:* Smoking on all Air Afrique flights is prohibited by airline voluntary agreement.

*Smoking in other public places*

Law: TMA (2002)

Comment: Smoking is prohibited in cinemas.

*Package health warning/message*

Source: The Tobacco Atlas

*Tobacco control education/promotion*

Source: TMA (2002)

Comment: The Ministry of Health, the media, and various non-governmental organizations are involved in anti-tobacco activities.

**Bhutan**

*Place of sales*

Source: <http://kuenselonline.com/article.php?sid=2431>

Comment: Tobacco sales are prohibited in duty free shops. In addition, 18 dzongkhas have banned tobacco completely.

*Package health warning/message*

Source: The Tobacco Atlas

**Bolivia**

*Advertising in certain media*

Source: WHO Regional Office for the Americas

Comment: Advertising is restricted on national, cable and satellite TV, national radio, and local and international newspapers.

*Advertising in certain locations*

Source: WHO Regional Office for the Americas

Comment: Advertising on billboards is restricted.

*Advertisement content or design*

Law: Decree-Law No. 15629 of 18 July 1978 promulgating the Health Code (Sections 15 and 123-124); Regulations of 15 March 1982 on the use of tobacco  
Source: IDHL (1983)

Comment: Advertising that encourages tobacco consumption is prohibited. Advertising of tobacco is restricted to the format of "tombstone" advertising in which only the name, brand, symbol, tar and nicotine contents are given. Only products directly associated with smoking may be depicted. Persons inhaling or exhaling cigarette smoke, adolescents and children, and pregnant women, may not be shown in ads. Tobacco advertisements may not be associated with sporting, domestic, or occupational activities. The Health Education Division supervises the use of mass media for tobacco advertising in order to prevent indiscriminate promotion of tobacco consumption.

*Smoking in educational facilities*

Law: Resolucion Ministerial No. 1539, 25 de abril de 1990

Source: WHO Regional Office for the Americas

*Smoking in health care facilities*

Law: Resolucion Ministerial No. 0444, 3 de abril de 1993

Source: WHO Regional Office for the Americas

*Smoking on buses*

Law: Regulations of 15 March 1982 on the use of tobacco

Source: IDHL (1983) 34 (3): 538-539

*Smoking on trains*

Law: Regulations of 15 March 1982 on the use of tobacco

Source: TMA (2002)

*Smoking in taxis*

Law: Regulations of 15 March 1982 on the use of tobacco

Source: IDHL (1983) 34 (3): 538-539

*Smoking in other public places*

Law: Regulations of 15 March 1982 on the use of tobacco; Clean Environment Law

Source: IDHL (1983) 34 (3): 538-539

Comment: Smoking is restricted in indoor public areas.

*Advertising health warnings/messages*

Law: Regulations of 15 March 1982 on the use of tobacco

Source: IDHL (1983)

*Tobacco control education/promotion*

Law: Regulations on the use of tobacco

Source: TMA (2002)

Comment: The Health Authority is directed to design and distribute an anti-tobacco education program.

**Bosnia and Herzegovina**

*Advertising in certain media*

Source: WHO/EUR/02/5041305

Comment: Advertising on national TV, cable TV, national radio, local, and international magazines and newspapers is restricted.

*Advertising to certain audiences*

Law: Law on the Prohibition of Tobacco Products Use, Article 9-11

Source: NATIONS

*Advertising in certain locations*

Source: WHO/EUR/02/5041305

Comment: Advertising on billboards, outdoor walls, points of sales, and kiosks is restricted. Advertising in cinemas is banned.

*Brand stretching*

Law: Law on the Prohibition of Tobacco Products Use, Article 9

Source: NATIONS

Comment: Clothes may not be used to advertise tobacco products.

*Sales to minors*

Source: WHO/EUR/02/5041305

Comment: The minimum age to purchase tobacco products is 15 years.

*Place of sales*

Law: Law on the Prohibition of Tobacco Products Use, Article 12

Source: NATIONS

*Smoking on ferries*

Law: Law on the Prohibition of Tobacco Products Use, Article 6, §2

Source: NATIONS

*Smoking in other public places*

Source: WHO/EUR/02/5041305

Comment: Smoking in theaters and cinemas is prohibited.

*Label design on packaging*

Source: WHO/EUR/02/5041305

Comment: Regulations apply to the placing of the message, color, contrast, font size, area to cover, content, number of messages, and language.

**Botswana**

*Sales to minors*

Law: Control of Smoking Act Part II, §12(1)

Source: NATIONS

Comment: The minimum age to purchase tobacco products is 16 years.

*Smoking in government buildings (incl. worksites)*

Law: Control of Smoking Act Part II, § 3(3-5)

Source: NATIONS

*Smoking in private worksites*

Law: Control of Smoking Act Part II, § 3(3-5)

Source: NATIONS

*Smoking in educational facilities*

Law: Control of Smoking Act Part II, § 10

Source: NATIONS

Comment: Smoking is banned in schools attended by children. Designated smoking areas are allowed in schools attended by adults only.

*Smoking in health care facilities*

Law: Control of Smoking Act Part II, § 4

Source: NATIONS

*Smoking on buses*

Law: Control of Smoking Act Part II, § 6(2)

Source: NATIONS

*Smoking on trains*

Law: Control of Smoking Act Part II, § 6(3); § 9(3)

Source: NATIONS

*Smoking in taxis*

Law: Control of Smoking Act Part II, § 6(2)

Source: NATIONS

*Smoking on ferries*

Law: Control of Smoking Act Part II, § 6(2)

Source: NATIONS

*Smoking on domestic air flights*

Law: Control of Smoking Act Part II, § 6(1)

Source: NATIONS

*Smoking in restaurants*

Law: Control of Smoking Act Part II, § 9(1-3)

Source: NATIONS

*Smoking in nightclubs and bars*

Law: Control of Smoking Act Part II, § 8(1); § 8(2)

Source: NATIONS

Comment: No restrictions exist for areas within bars that do not serve meals. Designated smoking areas are required for rooms within bars that serve meals.

*Package health warning/message*

Source: The Tobacco Atlas

**Brazil**

*Advertising in certain media*

Source: ERC (2001)

Comment: All advertising is banned except at point of sale.

*Advertising to certain audiences*

Source: WTF (2001)

Comment: Advertising may not be addressed to young persons.

*Advertising in certain locations*

Source: ERC (2001)

Comment: All advertising is banned except at point of sale.

*Advertisement content or design*

Law: Law NR. 9.294

Source: TMA (2002)

Comment: Advertisements cannot suggest exaggerated or irresponsible consumption. Advertisements may not be associated with civic or religious celebrations. Claims cannot be made that use of tobacco induces well-being or health or that tobacco is calming, stimulating, or reduces tension or fatigue. Associated ideas or images relating to increased sexuality, virility, or femininity cannot be used. Children or adolescent models may not be included. Any statement that may directly induce consumption is prohibited.

*Sponsorship or promotion for certain audiences*

Source: ERC (2001)

Comment: Sponsorship was allowed until the end of 2002. It is unclear whether the new regulations have been implemented.

*Sponsorship advertising of events*

Source: WHO Pan American Region

Comment: Formula 1 is exempt from sponsorship bans.

*Brand stretching*

Law: Law No. 10 167 of 27 December 2000, modifying the provisions of Law No. 9 294 of 15 July 1996

Source: TMA (2002)

Comment: Effective 01 January 2003 all indirect contracted advertising is prohibited.

*Sales to minors*

Source: ERC (2001); Luisa C. e S. Goldfarb, GLOBALink mail 03 February 2003

Law: Resolution 14 (17 January 2003)

Comment: The minimum age to purchase tobacco products is 18 years. Penalties have been established for those who will not print the following on tobacco product packages: "Not to be sold for people under the age of 18 y.o."

#### *Places of sales*

*Law:* Resolution 15 (17 January 2003)

*Source:* Luisa C. e S. Goldfarb, GLOBALink mail 03 February 2003

*Comment:* Tobacco products may not be sold on the Internet. The Resolution also defines "tobacco sale points" to prevent the tobacco industry from finding loopholes in legislation.

#### *Vending machines*

*Law:* Distribution Restrictions

*Source:* Antonio Eduardo Fernandes D'Auiar, Logos Pro Saude

#### *Free products*

*Law:* Law No. 10 167 of 27 December 2000, modifying the provisions of Law No. 9 294 of 15 July 1996

*Source:* TMA (2002)

*Comment:* Effective 01 January 2003 the free, promotional distribution of cigarettes is prohibited.

#### *Misleading information on packaging*

*Law:* Consumer Defense Code No. 8078 (dated 11 September 1990)

*Source:* Vera Luiza de Costa e Silva, Ministry of Health, WTF (2001)

*Comment:* As of February 2002, manufacturers are no longer able to use words such as "light" or "suave."

#### *Smoking in educational facilities*

*Source:* WTF (2001)

*Comment:* Smoking is prohibited in libraries and classrooms.

#### *Smoking in health care facilities*

*Source:* ERC (2001)

*Comment:* Smoking in private health care institutes is banned.

#### *Smoking on domestic air flights*

*Law:* Law No. 10 167 of 27 December 2000, modifying the provisions of Law No. 9 294 of 15 July 1996

*Source:* TMA (2002)

#### *Smoking in restaurants*

*Source:* WTF (2001)

*Comment:* Restaurants are required to designate non-smoking area.

#### *Smoking in other public places*

*Source:* ERC (2001)

*Comment:* A federal law in July 1996 prohibited smoking in closed public areas except in areas designated for smoking.

#### *Advertising health warnings/messages*

*Law:* Anvisa Resolution - Cbr No. 104 of May 31, 2001

*Source:* NATIONS

*Comment:* All tobacco advertisements must display a series of health warnings either simultaneous or sequentially. A single warning should be displayed alone for no longer than 5 months. Warnings must be legible, prominently displayed and followed by pictures. The statement "The Ministry of Health Warns" must be in front of the health warnings. The health warning messages to be used are "Smoking causes bad breath, teeth loss and cancer of mouth," "Smoking causes lung cancer," "Smoking causes heart attack," "Smokers are always short of breath," "Smoking during pregnancy is harmful for the baby," "Cigarette smoking during pregnancy leads to premature delivery, low birthweight babies and children prone to asthma" and "Children start smoking when seeing adults smoking."

#### *Package health warning/message*

*Law:* Anvisa Resolution - Cbr No. 104 of May 31, 2001

*Source:* NATIONS

*Comment:* All tobacco products must display a series of health warnings either simultaneous or sequentially. A single warning should be displayed alone for no longer than 5 months. The statement "The Ministry of Health Warns" must be in front of the health warnings. The health warning messages to be used are "Smoking causes bad breath, teeth loss and cancer of mouth," "Smoking causes lung cancer," "Smoking causes heart attack," "Smokers are always short of breath," "Smoking during pregnancy is harmful for the baby," "Cigarette smoking during pregnancy leads to premature delivery, low birthweight babies and children prone to asthma" and "Children start smoking when seeing adults smoking." Cigarette packs must also print a Stop Smoking hotline number with the health warning.

#### *Label design on packaging*

*Law:* Anvisa Resolution - Cbr No. 104 of May 31, 2001

*Source:* NATIONS

*Comment:* Warnings must be legible, prominently displayed, and followed by pictures. Special colors instead of traditional polychrome are to be used for the health warning information, pictures, logos, and hotline number.

#### *Ingredient/constituent information on package label*

*Law:* Resolution - RDCN No. 46 of 28 March 2001; Resolution 14 (17 January 2003)

*Source:* TMA (2002); Luisa C. e S. Goldfarb, GLOBALink mail 03 February 2003

*Comment:* The tar, nicotine, and carbon monoxide content must be printed on cigarette packaging, accompanied by a statement warning consumers that the product contains 4700 toxic substances, causes dependence, and that there is no safe level for its consumption.

#### *Amount of tar*

*Source:* ERC (2001)

*Comment:* By mid 2002, the tar levels were reduced to 12 mg, and nine months later, levels were reduced to 10 mg.

#### *Amount of nicotine*

*Source:* ERC (2001)

*Comment:* Cigarette levels of nicotine must not exceed 1 mg.

#### *Amount of other ingredients/constituents*

*Source:* ERC (2001)

*Comment:* By mid 2002, the carbon monoxide levels were reduced to 12 mg, and nine months later, levels were reduced to 10 mg.

#### *Tobacco control education/promotion*

*Source:* TMA (2002)

*Comment:* The Ministry of Health has launched anti-tobacco campaigns through local radio, televisions, and posters. On 29 August of each year, National Antismoking Day is celebrated. Non-governmental organizations sponsor additional events, but educational programs in schools are sporadic.

#### **Brunei Darussalam**

##### *Advertising in certain media*

*Source:* WPRO (2000)

*Comment:* A voluntary ban on cigarette advertising on television exists; however, tobacco ads appear in print media.

##### *Advertising in certain locations*

*Source:* WPRO (2000)

*Comment:* A voluntary ban on advertising in cinemas exists.

##### *Sales to minors*

*Source:* WPRO (2000)

##### *Smoking in government buildings (incl. worksites)*

*Law:* Circular from the Prime Minister's Office

*Source:* Harley Stanton, WHO/WPRO

#### *Smoking in health care facilities*

*Source:* <http://www.tobaccofreeasia.net/>

#### *Smoking on domestic air flights*

*Source:* <http://www.tobaccofreeasia.net/>

*Comment:* Regional routes are non-smoking, except Brunei-Osaka-Brunei service which allows smoking in designated cabins.

#### *Smoking on international air flights*

*Source:* Harley Stanton, WHO/WPRO

*Comment:* Smoking is prohibited during international flights of Royal Brunei Airlines by a voluntary agreement.

#### *Package health warning/message*

*Source:* Harley Stanton, WHO/WPRO

#### *Ingredient/constituent information on package label*

*Source:* <http://www.tobaccofreeasia.net/>

#### *Amount of tar*

*Source:* WPRO (2000)

#### *Amount of nicotine*

*Source:* WPRO (2000)

#### *Amount of other ingredients/constituents*

*Source:* WPRO (2000)

#### *Product constituents as public information*

*Source:* <http://www.tobaccofreeasia.net/>

#### *Constituent disclosure by brand*

*Source:* <http://www.tobaccofreeasia.net/>

#### *Constituent disclosure in the aggregate*

*Source:* <http://www.tobaccofreeasia.net/>

#### *National tobacco control committee*

*Source:* Harley Stanton, WHO/WPRO

*Comment:* The Smoking Control Committee was established in February 1994.

#### **Bulgaria**

##### *Advertising in certain media*

*Source:* WHO/EUR/02/5041305

*Comment:* Advertising is banned on national TV, cable TV, national radio, and local magazines and newspapers. There are no regulations on international magazines and newspapers.

##### *Advertising in certain locations*

*Source:* WHO/EUR/02/5041305

*Comment:* Advertising restrictions apply to points of sales and kiosks. Advertising is banned in cinemas and on billboards.

##### *Advertisement content or design*

*Law:* Decree No. 2431 of November 1973 embodying the Law on public health (Section 58)

*Source:* TMA (2002)

*Comment:* Any publicity in which beneficial properties are attributed with tobacco products is prohibited.

##### *Sponsorship or promotion for certain audiences*

*Law:* The Tobacco and Tobacco Products Act, amended SG No. 110/1996

*Source:* TMA (2002)

*Comment:* All forms of tobacco sponsorship are banned.

##### *Sponsorship advertising of events*

*Law:* The Tobacco and Tobacco Products Act, amended SG No. 110/1996

*Source:* TMA (2002)

*Comment:* All forms of tobacco sponsorship are banned.

##### *Sales to minors*

*Source:* WHO/EUR/02/5041305

*Comment:* The minimum age to purchase tobacco products is 18 years.

#### Place of sales

Law: The Tobacco and Tobacco Products Act, §30(2); Regulation No. 2 on Sanitary Requirements Concerning Smoking, §4

Source: NATIONS

Comment: Tobacco sales are prohibited in schools, within 200 meters of schools, and in health establishments.

#### Smoking in other public places

Law: Ordinance No. 2 on health requirements in connection with smoking

Source: TMA (2002)

Comment: Smoking is prohibited in libraries, cinemas, theaters, concert halls, circuses, sports premises, conference rooms and refreshment rooms, hostels, youth establishments, snack bars, and mountain rest-homes.

#### Package health warning/message

Law: The Tobacco and Tobacco Products Act, amended SG No. 110/1996; Ministry of Health Ordinance on "Hygienic Norms" of maximum admissible quantities of chemical and biological pollutants in food products (Art 6- cigarettes), 1992

Source: TMA (2002)

Comment: Tobacco products manufactured and distributed on the domestic market must print "Cigarettes" or "Tobacco Product" and "Smoking is hazardous to your health." Cigarette packages must also display the warning "Tar causes cancer and other serious diseases."

#### Label design on packaging

Source: WHO/EUR/02/5041305

Comment: Regulations apply to the placing of the message, color, contrast, font size, area to cover, content, number of messages, and language.

#### Amount of tar

Law: Ministry of Health Ordinance on "Hygienic Norms" of maximum admissible quantities of chemical and biological pollutant in food products (Art 6- cigarettes), 1992

Source: TMA (2002)

Comment: The cigarette levels of tar must not exceed 15 mg.

#### Amount of other ingredients/constituents

Source: WHO/EUR/02/5041305

Comment: The content of PH is regulated; however, additives and carbon monoxide are not.

#### National tobacco control committee

Source: WHO/EUR/02/5041305

Comment: The draft national program was developed with specific targets. Approval is expected from the Council of Ministers.

#### Tobacco control education/promotion

Source: TMA (2002)

Comment: National activities for the prevention of tobacco use are part of the Action Plan adopted by the National Center for Health Promotion (NCHP) in 1994. NCHP involves governmental, public, and informal organizations in collaborative activities. State agencies are individually required to participate in smoking prevention activities.

#### Burkina Faso

##### Advertising in certain locations

Law: Order No. AN V-81 FP.SAN.CAPRO.DP

Source: NATIONS, TMA (2002)

Comment: Advertising is prohibited on billboards, screens and in cinemas.

##### Smoking in educational facilities

Law: Order No. AN V-81 FP.SAN.CAPRO.DP

Source: NATIONS

##### Smoking in health care facilities

Law: Order No. AN V-81 FP.SAN.CAPRO.DP

Source: NATIONS

#### Package health warning/message

Law: Law No. 23/94/ADP of PHC, Chpt VII § 81; Order No. AN V-81 FP.SAN.CAPRO.DP

Source: NATIONS

#### Ingredient/constituent information on package label

Law: Law No. 23/94/ADP of PHC, Chpt VII § 81; Order No. AN V-81 FP.SAN.CAPRO.DP

Source: NATIONS

Comment: The amount of tar and nicotine must be printed on cigarette packs.

#### Tobacco control education/promotion

Law: Law No. 23/94/ADP of PHC, Chpt VII § 79

Source: NATIONS

#### Cambodia

##### Advertising in certain media

Source: ERC (2001)

Comment: Advertising in government owned media such as television and radio is banned; however, this ban does not include private television stations.

##### Smoking on international air flights

Source: WPRO (2000)

Comment: International flights in and out of Cambodia are smoke-free.

##### Advertising health warnings/messages

Law: Cabinet Decree, 28 August 1995

Source: Marshall Smith, ADRA Cambodia

Comment: Health warnings must be aired following every cigarette advertisement on television or radio.

#### Package health warning/message

Source: <http://www.tobaccofreeasia.net/>

Comment: The health warning, "Smoking is hazardous to health" must be printed on all locally produced cigarette packages; however, this is poorly enforced.

#### Label design on packaging

Source: ERC (2001)

Comment: Labeling requirements are expected to call for messages to be printed in Khmer, the most likely understood dialect.

#### Ingredient/constituent information on package label

Source: <http://www.tobaccofreeasia.net/>

#### Amount of tar

Source: WPRO (2000)

#### Amount of nicotine

Source: WPRO (2000)

#### Amount of other ingredients/constituents

Source: WPRO (2000)

#### Product constituents as public information

Source: <http://www.tobaccofreeasia.net/>

#### Constituent disclosure by brand

Source: <http://www.tobaccofreeasia.net/>

#### Constituent disclosure in the aggregate

Source: <http://www.tobaccofreeasia.net/>

#### National tobacco control committee

Source: WPRO (2000)

#### Tobacco control education/promotion

Source: WPRO (2000)

#### Cameroon

##### Advertising in certain media

Source: TMA (2002)

Comment: By voluntary agreement, advertising is banned in all media that specifically targets establishments for learning attended by minors, means of transportation for school children, and on television. Voluntary restrictions apply to the length and/or amount of advertisements on the radio and in the press.

##### Advertising in certain locations

Source: TMA (2002)

Comment: Cigarette advertisements in cinemas is restricted by voluntary agreement. The African Football Federation prohibits posters for tobacco in football stadiums.

#### Advertisement content or design

Source: TMA (2002)

Comment: By voluntary agreement, advertising is prohibited from making tobacco products appear to be the only factor for success in life. No tobacco advertisement will imply, directly or indirectly, that consumption of tobacco is good for one's health. No celebrities may be used in advertisements regardless of the media.

#### Sponsorship or promotion for certain audiences

Source: TMA (2002)

Comment: By voluntary agreement sponsorship is restricted, specifically targeting minors or relating to political or religious events.

#### Smoking in government buildings (incl. worksites)

Source: TMA (2002)

Comment: Smoking is prohibited in all institutions under the Ministry of Health.

#### Smoking in educational facilities

Source: NATIONS

Comment: Smoking is prohibited for health personnel in public schools.

#### Smoking in health care facilities

Law: Decision No. 0222, Art 2

Source: NATIONS

#### Smoking on international air flights

Source: NATIONS

Comment: Cameroon adheres to an international accord banning smoking on international flights.

#### Package health warning/message

Law: Arrête No. 0016, Art. 1

Source: NATIONS

#### Canada

##### Advertising in certain media

Law: 1997 Tobacco Act

Source: ERC (2001)

Comment: Advertising is allowed only in publications with primarily adult readership and in materials mailed to adults.

##### Advertising to certain audiences

Law: 1997 Tobacco Act

Source: ERC (2001)

Comment: Advertisements are not allowed where persons under 18 years are permitted.

##### Advertising in certain locations

Law: 1997 Tobacco Act

Source: WTF (2001), TMA (2002)

Comment: The law prohibits outdoor advertising by retailers and manufacturers. At retail, tobacco products or accessories may be displayed, or a retailer may post signs that indicate the availability of tobacco products and their price, provided the signs are in accordance with all regulations.

##### Advertisement content or design

Law: 1997 Tobacco Act

Source: ERC (2001)

Comment: Product advertising that evokes an image or emotion about a lifestyle is prohibited. Advertisements may not target persons under 18 years of age.

##### Sponsorship or promotion for certain audiences

Law: 1998 Tobacco Act, Bill C-71

Source: ERC (2001)

##### Sponsorship advertising of events

Law: 1997 Tobacco Act

Source: TMA (2002)

Comment: Subject to regulations and subsections, a person may display a tobacco product-related brand element in a promotion that is used in the sponsorship of a person, entity, event, activity or facility.

##### Brand stretching

Law: 1997 Tobacco Act

Source: ERC (2001)

Comment: The distribution and promotion of tobacco products is prohibited if their brand elements appear on non-tobacco products associated with youth or evocative of a lifestyle.

#### *Sales to minors*

*Law:* 1997 Tobacco Act

*Source:* TMA (2002)

*Comment:* The minimum age to purchase tobacco products is 18 years nationally with heavy fines for retailers who flout the law. In some provinces, the legal age is 19 years. Signs must be posted where tobacco products are sold to inform the public that the sale or gift of tobacco products to a young person is against the law, unless the retailer is exempt from the requirement.

#### *Vending machines*

*Law:* Tobacco Act Chapter T-11.5 (1997, c.13)

*Source:*

<http://www.cctc.ca/CCTCLAWweb.nsf/MainFrameSet?OpenFrameSet>

*Comment:* Vending machines are permitted in bars, taverns and beverage rooms, and in private settings where the public does not reasonably have access. All vending machines must have the prescribed security mechanism.

#### *Free products*

*Law:* Tobacco Act Chapter T-11.5 (1997, c.13)

*Source:* <http://www.cctc.ca/CCTCLAWweb.nsf/MainFrameSet?OpenFrameSet>

#### *Single cigarette sales*

*Law:* The Tobacco Act

*Source:* IDHL (2002)

#### *Misleading information on packaging*

*Law:* Tobacco Act Chapter T-11.5 (1997, c.13)

*Source:* <http://www.cctc.ca/CCTCLAWweb.nsf/MainFrameSet?OpenFrameSet>

*Comment:* No person shall promote a tobacco product by any means, including by means of the packaging, that are false, misleading, or deceptive or that are likely to create an erroneous impression about the characteristics, health effects or health hazards of the tobacco product or its emissions.

#### *Smoking in government buildings (incl. worksites)*

*Law:* Non-Smokers Health Act

*Source:* WTF (2001)

#### *Smoking in private worksites*

*Law:* The Smoking in the Workplace Act

*Source:* TMA (2002)

*Comment:* Smoking is restricted in all workplaces except those occupied primarily by the public (i.e. restaurants or stores). An employer may choose to designate a smoking area, provided it does not exceed 25% of the total floor space. Employers must make a reasonable effort to accommodate employees who wish to work out of the vicinity of the designated smoking area.

#### *Smoking on buses*

*Law:* Non-Smokers Health Act

*Source:* WTF (2001)

#### *Smoking on trains*

*Law:* Non-Smokers Health Act

*Source:* WTF (2001)

#### *Smoking in taxis*

*Law:* Non-Smokers Health Act

*Source:* WTF (2001)

#### *Smoking on ferries*

*Law:* Non-Smokers Health Act

*Source:* WTF (2001)

#### *Smoking on domestic air flights*

*Law:* The Tobacco Products Control Act and Aeronautics Act: Air Regulations, amendment SOR/87-554

*Source:* TMA (2002)

#### *Smoking on international air flights*

*Law:* The Tobacco Products Control Act and Aeronautics Act: Air Regulations, amendment SOR/87-554

*Source:* TMA (2002)

#### *Smoking in other public places*

*Law:* Act C-204 of 31 May 1988 The Non-smokers' Health Act

*Source:* TMA (2002), WHO Regional Office for the Americas

*Comment:* Smoking is restricted in enclosed areas. In addition, many states and municipalities have prohibited or virtually prohibited (allowing only separately ventilated smoking rooms in some locations) smoking in all public places and workplaces, including bars, restaurants, and other entertainment facilities. These laws cover a significant proportion of the population and include Victoria, Vancouver, British Columbia, and Ottawa.

#### *Age verification for sales*

*Law:* The Tobacco Act

*Source:* IDHL (2002)

*Comment:* Documentation issued by a federal or provincial authority or a foreign government and containing the person's photograph, date of birth, and signature must be used to verify age.

#### *Package health warning/message*

*Law:* Tobacco Act. Tobacco Products Information Regulations, SORS/2000-272, 26 June 2000

*Source:* <http://www.nsr-adnf.ca/english/warnoverview.html>

*Comment:* Health warnings are required both inside and outside the tobacco product package. Each outside warning includes an illustration, usually in the form of a photograph, a marker word ("WARNING") in red or yellow, a summary sentence (e.g. "CIGARETTES ARE HIGHLY ADDICTIVE") and a brief explanation (e.g. "Studies have shown that tobacco can be harder to quit than heroin or cocaine"). Cigarette packages are required to display one of 16 messages. The number of warnings for other tobacco products is smaller. Inside each pack, manufacturers must include a more detailed message. Sixteen different messages are used in rotation. All are about 5 paragraphs in length. Half of the messages provide information about quitting, the other half provide more detailed information regarding the health damage caused by smoking. Health messages are also required on all 6 sides of cigarette cartons.

#### *Label design on packaging*

*Law:* Tobacco Act. Tobacco Products Information Regulations, SORS/2000-272, 26 June 2000

*Source:* TMA (2002)

*Comment:* The health warning must occupy 50% of the main outside surface. The warning is required in English on one principle side and French on the other principle side, parallel to the top edge of the package in the same direction as all other information that is on the package. The warning must be displayed in a way such that none of the words will be severed when the package is opened.

#### *Ingredient/constituent information on package label*

*Law:* The Tobacco Act

*Source:* ERC (2001)

*Comment:* On the side of the package, a list of the toxic constituents of the cigarettes or cigarette tobacco must be shown, along with the quantities of such toxic constituents expressed as a proportion of the total weight of the product. Information on an expanded number of emissions on the pack size was passed on 26 June 2000.

#### *National tobacco control committee*

*Source:* ERC (2001)

*Comment:* The Canadian government approved a five-year plan, The Federal Tobacco Control Strategy (FTCS), in 2001. The FTCS is to benefit from the equivalent of US\$480 million funding with a newly created Ministerial Advisory Council on Tobacco Control and the use of mass-media campaigns to help cut smoking.

#### *Tobacco control education/promotion*

*Source:* TMA (2002)

*Comment:* The National Strategy to Control Tobacco emphasized educational approaches through the mass media, National Non-Smoking Week, and the "Break Free" smoking-cessation campaign. Most Canadian children receive some health education about the hazards of tobacco use.

#### **Cape Verde**

##### *Smoking in government buildings (incl. worksites)*

*Law:* Law No. 119/IV/95, Article 3, §1(f) and §2-3

*Source:* NATIONS

*Comment:* Smoking is generally restricted on premises devoted to public services.

##### *Smoking in educational facilities*

*Law:* Law No. 119/IV/95, Article 3, §1(b) and §2-3

*Source:* NATIONS

##### *Smoking in health care facilities*

*Law:* Law No. 119/IV/95, Article 3, §1(a) and §2-3

*Source:* NATIONS

##### *Smoking on buses*

*Law:* Law No. 119/IV/95, Article 4, §1

*Source:* NATIONS

##### *Smoking on trains*

*Law:* Law No. 119/IV/95, Article 4, §1

*Source:* NATIONS

##### *Smoking in taxis*

*Law:* Law No. 119/IV/95, Article 4, §1

*Source:* NATIONS

##### *Smoking on ferries*

*Law:* Law No. 119/IV/95, Article 4, §3

*Source:* NATIONS

*Comment:* Smoking on open-air water transports is restricted to designated areas.

##### *Smoking on domestic air flights*

*Law:* Law No. 119/IV/95, Article 4, §2

*Source:* NATIONS

##### *Smoking on international air flights*

*Law:* Law No. 119/IV/95, Article 4, §2

*Source:* NATIONS

*Comment:* The use of tobacco is subject to international rules and regulations of air navigation.

##### *Package health warning/message*

*Law:* Law No. 119/IV/95, Article 8, §1(a)

*Source:* NATIONS

##### *Ingredient/constituent information on package label*

*Law:* Law No. 119/IV/95, Article 8, §1(b-c)

*Source:* NATIONS

##### *Tobacco control education/promotion*

*Law:* Law No. 119/IV/95, Article 11, §5

*Source:* NATIONS

#### **Central African Republic**

##### *Smoking in educational facilities*

*Source:* WHO/TOH/CLH/90.3

##### *Smoking in health care facilities*

*Source:* WHO/TOH/CLH/90.3

#### **Chad**

##### *Smoking in educational facilities*

*Source:* WHO/TOH/CLH/90.3

##### *Smoking in health care facilities*

*Source:* WHO/TOH/CLH/90.3

#### **Chile**

##### *Advertising in certain media*

*Source:* WHO Regional Office for the Americas

*Comment:* Advertising is restricted on television (national, cable, and satellite) and in national newspapers.

##### *Advertising in certain locations*

*Source:* WHO Regional Office for the Americas

*Comments:* Advertising is restricted on billboards and in cinemas and rented videos.



#### *Advertisement content or design*

*Law:* Decree No. 106 of 8 April 1981

*Source:* IDHL (1982) 33 (4): 732, ERC (1999)

*Comment:* Neither direct nor indirect reference to minors may be made in advertisements.

#### *Free products*

*Law:* Ley 19419 (Fecha de Publicacion 09.10.1995, Fecha de Promulgacion 22.09.1995) Ministerio de Salud  
*Source:* Text of law translated by American Cancer Society

*Comment:* It is prohibited to give free samples to children under 16 years of age.

#### *Smoking in government buildings (incl. worksites)*

*Law:* Smoke-Free Indoor Air Restrictions

*Source:* Cecilia Supulveda, Ministry of Health

*Comment:* Smoking is prohibited in government offices where the public is allowed.

#### *Smoking in private worksites*

*Law:* Smoke-Free Indoor Air Restrictions

*Source:* Cecilia Supulveda, Ministry of Health

*Comment:* Some private worksites have restrictions on smoking indoors through administrative orders.

#### *Smoking in health care facilities*

*Law:* Circular No3H/95

*Source:* TMA (2002)

*Comment:* Smoking is prohibited in hospitals and waiting rooms of the National Health Service.

#### *Smoking on buses*

*Law:* Law No 18290

*Source:* TMA (2002)

#### *Smoking on international air flights*

*Source:* TMA (2002)

*Comment:* Smoking is voluntarily banned on all LanChile Airlines international flights.

#### *Smoking in restaurants*

*Source:* WTF (2001)

*Comment:* All restaurants are required to designate a non-smoking section although owners unable to afford the remodeling are exempt.

#### *Smoking in nightclubs and bars*

*Law:* Ley 19419 (Fecha de Publicacion 09.10.1995, Fecha de Promulgacion 22.09.1995) Ministerio de Salud  
*Source:* Text of law translated by American Cancer Society

*Comment:* Bars must designate non-smoking sections.

#### *Smoking in other public places*

*Source:* TMA (2002)

*Comment:* Smoking is prohibited in some public places, however, these places are not defined.

#### *Advertising health warnings/messages*

*Law:* Decree No. 164 of 4 June 1986; Decree No. 106 of 8 April 1981 prescribing a warning in connection with the marketing and advertising of tobacco.

*Source:* TMA (2002)

*Comment:* All advertisements in the press, on radio and television, in the cinema and at point of sale must carry a Ministry of Health warning.

#### *Package health warning/message*

*Law:* Decree No. 106 of 8 April 1981 prescribing a warning in connection with the marketing and advertising of tobacco

*Source:* TMA (2002)

*Comment:* All packages must carry the following warning: "WARNING- TOBACCO MAY CAUSE CANCER-MINISTRY OF HEALTH, CHILE."

#### *Label design on packaging*

*Law:* Decree No. 106 of 8 April 1981 prescribing a warning in connection with the marketing and advertising of tobacco

*Source:* TMA (2002)

*Comment:* The health warning must be printed on all sides of the pack in a box with black letters against a white background. The health warning must occupy at least 10% of the surface of the principle face of the package.

#### *Ingredient/constituent information on package label*

*Source:* ERC (2001)

*Comment:* Tar and nicotine amounts must be printed on cigarette packs.

#### *Tobacco control education/promotion*

*Source:* WTF (2001)

*Comment:* The Ministry of Health has developed several public information and education activities including workshops for mid-level managers in health, education and other sectors as well as anti-tobacco education for school children.

### **China**

#### *Advertising in certain media*

*Law:* Advertisements Law of the People's Republic of China, Article 18; Law on the Exclusive Sale of Tobacco of the People's Republic of China, Article 19

*Source:* NATIONS

*Comment:* Advertising is prohibited on radio, film, television and in newspapers, magazines and periodicals.

#### *Advertising in certain locations*

*Law:* Advertisements Law of the People's Republic of China, Article 18

*Source:* NATIONS

*Comment:* Advertising is prohibited in public places such as waiting rooms, cinemas, theatres, conference halls, stadiums and gymnasiums.

#### *Advertisement content or design*

*Law:* Advertisements Law of the People's Republic of China, Article 7-13

*Source:* NATIONS

#### *Sponsorship advertising of events*

*Law:* Advertisements Law of the People's Republic of China, Article 2 and Article 18

*Source:* NATIONS

#### *Sales to minors*

*Law:* China's Law to Prevent Crimes by Minors, Item 15

*Source:* NATIONS

*Comment:* Nationally, tobacco products may not be sold to minors of school age. The minimum age to purchase tobacco products in Beijing is 18 years.

#### *Smoking in government buildings (incl. worksites)*

*Law:* Tobacco Monopoly Law

*Source:* TMA (2002)

*Comment:* Smoking is restricted in government work-places.

#### *Smoking in private worksites*

*Law:* Tobacco Monopoly Law

*Source:* TMA (2002)

#### *Smoking in educational facilities*

*Law:* China's Law on Protection of Minors, Item 27

*Source:* NATIONS

#### *Smoking in health care facilities*

*Law:* An Implementation Guideline for the Public Place Hygiene Management Regulation

*Source:* NATIONS

#### *Smoking on buses*

*Law:* China's Regulations on Prohibiting Smoking on Public Transport and In Waiting Rooms, Item 3

*Source:* NATIONS

#### *Smoking on trains*

*Law:* China's Regulations on Prohibiting Smoking on Public Transport and In Waiting Rooms, Item 3

*Source:* NATIONS

#### *Smoking in taxis*

*Law:* Regulations on prohibiting smoking at public transportation means and waiting rooms

*Source:* TMA (2002)

*Comment:* Taxis are not listed as a mode of transportation banned under regulation.

#### *Smoking on ferries*

*Law:* China's Regulations on Prohibiting Smoking on Public Transport and In Waiting Rooms, Item 3

*Source:* NATIONS

#### *Smoking on domestic air flights*

*Law:* China's Regulations on Prohibiting Smoking on Public Transport and In Waiting Rooms, Item 3

*Source:* NATIONS

#### *Smoking on international air flights*

*Law:* China's Regulations on Prohibiting Smoking on Public Transport and In Waiting Rooms, Item 3

*Source:* NATIONS

#### *Smoking in restaurants*

*Law:* Tobacco Monopoly Law

*Source:* TMA (2002)

#### *Smoking in other public places*

*Law:* Tobacco Monopoly Law

*Source:* TMA (2002)

*Comment:* Smoking is restricted in enclosed public places to areas designated for smoking.

#### *Advertising health warnings/messages*

*Law:* Advertisements Law of the People's Republic of China, Article 18

*Source:* NATIONS

#### *Manufacturing licensure*

*Law:* Law on the Exclusive Sale of Tobacco of the People's Republic of China, Article 12

*Source:* NATIONS

#### *Package health warning/message*

*Law:* Law on the Exclusive Sale of Tobacco of the People's Republic of China, Article 18; Tobacco Monopoly Law

*Source:* NATIONS, TMA (2002)

*Comment:* Each cigarette and cigar package shall display the following statement: "Smoking is harmful to health."

#### *Ingredient/constituent information on package label*

*Law:* Law on the Exclusive Sale of Tobacco of the People's Republic of China, Article 18

*Source:* NATIONS

#### *Amount of tar*

*Law:* Law on the Exclusive Sale of Tobacco of the People's Republic of China, Article 18

*Source:* NATIONS

#### *Tobacco control education/promotion*

*Law:* Law on the Exclusive Sale of Tobacco of the People's Republic of China, Article 5

*Source:* NATIONS

### **Hong Kong SAR**

#### *Advertising in certain media*

*Law:* CAP. 371 Amendment Part IV, §11(1-3); 13; 13A; 13B

*Source:* NATIONS

*Comment:* Advertising is restricted to airline and shipping publications and tobacco trade/in-house publications. It is prohibited in newspaper, other printed documents, radio, visual broadcasts, film and on the internet.

#### *Advertisement content or design*

*Law:* Smoking (Public Health) Ordinance 1994

*Source:* TMA (2002)

*Comment:* Advertisements may not use models under 25, celebrities or athletes. Advertisements may not depict smoking in an exaggerated manner.

#### *Brand stretching*

*Law:* CAP. 371 Part IVA 15A(3)(g)

*Source:* NATIONS

#### *Sales to minors*

*Law:* CAP. 371, Part IVA 15A

*Source:* NATIONS

*Comment:* The minimum age to purchase tobacco products is 18 years.

#### *Vending machines*

*Law:* CAP. 371, Part III 8B

*Source:* NATIONS

#### *Free products*

*Law:* CAP. 371, Part IVA 15A(2) and (3)(b), (d),(e),(f)

*Source:* NATIONS



#### *Misleading information on packaging*

*Law:* CAP. 371 Part III 10 (2)

*Source:* NATIONS

*Comment:* Incorrect tar group designation equals a fine of \$20,000.

#### *Smoking in government buildings (incl. worksites)*

*Law:* CAP. 371 PART II, 3(1A)

*Source:* NATIONS

*Comment:* Designating no smoking areas is voluntary.

#### *Smoking in educational facilities*

*Law:* CAP. 371 PART II, 3(1B) and Schedule 4

*Source:* NATIONS

*Comment:* Designating no smoking areas is voluntary.

#### *Smoking on buses*

*Law:* CAP. 371 PART II, 4(1) and Schedule 1

*Source:* NATIONS

#### *Smoking on trains*

*Law:* CAP. 371 Part II, 4(1) and Schedule 1

*Source:* NATIONS

#### *Smoking in taxis*

*Law:* CAP. 371 Part II, 4(1) and Schedule 1

*Source:* NATIONS

#### *Smoking on ferries*

*Law:* CAP. 371 Part II, 4(1) and Schedule 1

*Source:* NATIONS

#### *Smoking in restaurants*

*Law:* CAP. 371 PART II, 3(1); 3(1B); 3(1C) and Schedule 4

*Source:* NATIONS

*Comment:* Managers of restaurants may designate any premises as a no smoking area. Restaurants that provide indoor seating for more than 200 people must designate at least 1/3 of premises as a no smoking area.

#### *Smoking in other public places*

*Law:* Smoking (Public Health) Ordinance 1994

*Source:* TMA (2002)

*Comment:* Smoking is prohibited in cinemas, theaters, supermarkets, department stores and shopping malls.

#### *Advertising health warnings/messages*

*Law:* CAP. 371 Part IV 11(1)(a), 12; CAP. 371 sub.leg. B sec 5; CAP 371 sub.leg B Schedule Part 3 and Part 4; 1998 Amend Reg. sec 5 and 8

*Source:* NATIONS

*Comment:* The health warning requirement applies to printed publications.

#### *Package health warning/message*

*Law:* Smoking (Public Health) Ordinance 1994

*Source:* TMA (2002)

*Comment:* Each cigarette pack must contain one of the following rotating health warnings, followed by "HKSAR GOVERNMENT HEALTH WARNING": "SMOKING KILLS," "SMOKING CAUSES CANCER," "SMOKING CAUSES HEART DISEASE," "SMOKING CAUSES LUNG CANCER," "SMOKING CAUSES RESPIRATORY DISEASES" or "SMOKING HARMS YOUR CHILDREN."

#### *Label design on packaging*

*Law:* Smoking (Public Health) Ordinance 1994

*Source:* TMA (2002)

*Comment:* The front surface of the pack must display the health warning in Chinese characters. The back side must display the same warning in English. The warning must be printed in black on a white background. The warning may not appear across the opening of the pack.

#### *Ingredient/constituent information on package label*

*Law:* CAP. 371 Amendment, Part III 8(1)(b)(ii)

*Source:* NATIONS

*Comment:* The tar and nicotine yields must be included on packages.

#### *Amount of tar*

*Law:* CAP. 371 Amendment, Part III 8A(1);

*Source:* NATIONS

*Comment:* Cigarette levels of tar must not exceed 17 mg.

## **Colombia**

#### *Advertising in certain media*

*Source:* WHO Regional Office for the Americas

*Comment:* Advertising is restricted on television (national, cable and satellite), national radio and national newspapers and magazines.

#### *Advertising in certain locations*

*Source:* WHO Regional Office for the Americas

*Comment:* Advertising is restricted on billboards and in cinemas and rented videos.

#### *Advertisement content or design*

*Law:* Resolution No. 4063 of 1982 regulating Decree No. 3430 of 26 November concerning restrictions on advertising

*Source:* PAHO (1992), TMA (2002)

*Comment:* Advertising is restricted to the presentation of brand, quality, price and system of marketing. Actors in advertisements may not be shown smoking, but may have an unlit cigarette in their hand. Minors may not be employed for tobacco advertisements.

#### *Sales to minors*

*Source:* ERC (2001)

*Comment:* The minimum age to purchase tobacco products is 14 years.

#### *Smoking on domestic air flights*

*Law:* Resolution No. 11073

*Source:* TMA (2002)

#### *Smoking in other public places*

*Source:* TMA (2002)

*Comment:* Smoking is banned in all enclosed public places.

#### *Advertising health warnings/messages*

*Law:* Resolution No. 4063 of 1982 regulating Decree No. 3430 of 26 November concerning restrictions on advertising

*Source:* PAHO (1992), ERC (1999)

*Comment:* Commercial advertising must devote 20% of transmission time to the warning "Tobacco is harmful to health."

#### *Package health warning/message*

*Law:* Decree No. 1188 of 25 June 1974 promulgating the National Statute on Narcotics.

*Source:* ERC (2001)

*Comment:* Labels on cigarette packs or tobacco intended for consumption must carry the text "Tobacco is hazardous to health ('El tabaco es nocivo para la salud')."

#### *Label design on packaging*

*Source:* TMA (2002)

*Comment:* The mandatory warning must be carried on the side of the pack and must occupy at least 10% of the package surface.

#### *Tobacco control education/promotion*

*Source:* TMA (2002)

*Comment:* The National Ministry of Education provides for educational programs and preventive campaigns against tobacco use.

## **Comoros**

#### *Smoking in educational facilities*

*Law:* Inter-ministerial Decree No. 01-62/MEN/MSPPCF for forbidding smoking in educational institutions

*Source:* NATIONS

*Comment:* The ban applies to both public and private schools.

#### *Package health warning/message*

*Source:* The Tobacco Atlas

## **Congo**

#### *Smoking in government buildings (incl. worksites)*

*Source:* NATIONS

*Comment:* Smoking in all places under the authority of the Ministry of Health is prohibited.

#### *Smoking in health care facilities*

*Law:* Arrete No. 1250, Art. 2

*Source:* NATIONS

*Comment:* Restrictions apply only to those health facilities under the authority of the Ministry of Health.

## **Cook Islands**

#### *Sales to minors*

*Law:* Tobacco Products Control Act (No. 3) 1987§ 6

*Source:* NATIONS

*Comment:* The minimum age to purchase tobacco products is 15 years.

#### *Vending machines*

*Source:* South-East Asia Regional Office

#### *Single cigarette sales*

*Source:* South-East Asia Regional Office

#### *Smoking on buses*

*Law:* Tobacco Products Control Act (No. 3) 1987§ 8

*Source:* NATIONS

#### *Smoking in taxis*

*Law:* Tobacco Products Control Act (No. 3) 1987§ 9

*Source:* NATIONS

#### *Smoking on domestic air flights*

*Law:* Tobacco Products Control Act (No. 3) 1987§ 7

*Source:* NATIONS

#### *Smoking in restaurants*

*Law:* Tobacco Products Control Act (No. 3) 1987§ 14

*Source:* NATIONS

#### *Advertising health warnings/messages*

*Law:* Tobacco Products Control Act (No. 3) 1987§ 5

*Source:* NATIONS

#### *Package health warning/message*

*Law:* Tobacco Products Control Act (No. 3) 1987§ 3, 4, 12

*Source:* NATIONS

#### *Label design on packaging*

*Source:* South-East Asia Regional Office

*Ingredient/constituent information on package label*

*Source:* South-East Asia Regional Office

## **Costa Rica**

#### *Advertising in certain media*

*Law:* Law regulating smoking (Document No. 11.545)

*Source:* ERC (2001), TMA (2002)

*Comment:* No advertising is permitted on television and radio between 6:00 AM and 9:00 PM or on Sundays and public holidays. Advertisements may not appear in teen or sports publications.

#### *Advertising to certain audiences*

*Source:* ERC (2001), TMA (2002)

*Comment:* It is prohibited to direct advertisements toward minors. Advertisements may not appear in teen or sports publications.

#### *Advertising in certain locations*

*Law:* Presidential Decree No. 10069; Law regulating smoking (Document No. 11.545)

*Source:* ERC (2001), WHO Regional Office for the Americas

*Comment:* Advertising is not permitted in cinemas before 7:00 PM. Billboards near schools or sporting facilities are not allowed to carry advertisements. Point of sale advertising is also restricted.

#### *Advertisement content or design*

*Law:* Presidential Decree No. 10069; Law regulating smoking (Document No. 11.545)

*Source:* ERC (2001)

*Comment:* It is prohibited to show people smoking. Celebrity endorsements or use of those under 18 years of age in advertisements is outlawed. It is also prohibited to suggest that tobacco consumption has stimulating characteristics. Comparative advertisements are prohibited.

#### *Sponsorship or promotion for certain audiences*

*Law:* No. 7501 La Asamblea Legislativa de la Republica de Costa Rica, Decreta: Regulacion del Fumado  
*Source:* Text of law translated by American Cancer Society

#### *Sales to minors*

*Law:* Decree No. 17967-S passed February 1988

*Source:* ERC (2001)

*Comment:* The minimum age to purchase tobacco products is 18 years.

#### *Smoking on buses*

*Law:* Law regulating smoking, decrees No. 18248-MOPT-S June 1988

*Source:* ERC (2001)

#### *Smoking in taxis*

*Law:* Law regulating smoking, decrees No. 18248-MOPT-S June 1988

*Source:* ERC (2001)

#### *Smoking in restaurants*

*Law:* No. 7501, La Asamblea Legislativa de la Republica de Costa Rica, Decreta: Regulacion del Fumado  
*Source:* Text of law translated by American Cancer Society

*Comment:* Smoking areas in restaurants may be designated.

#### *Smoking in other public places*

*Source:* ERC (2001), TMA (2002)

*Comment:* Smoking is only permitted in segregated areas in hotels, museums, libraries and other enclosed public places. Smoking is prohibited in cinemas and theaters.

#### *Advertising health warnings/messages*

*Source:* WHO Regional Office for the Americas

*Comment:* Health warnings are required on advertisements by voluntary agreement.

#### *Package health warning/message*

*Law:* Decree requiring warnings on cigarette packets No. 1520-SPPS February 1971; Decree promulgating regulations on the control of the advertising and smoking of cigarettes No. 20196-S December 1990; Law Regulating Smoking No. 11.545

*Source:* ERC (2001)

*Comment:* Affirmative statements relating to lung cancer, heart disease and pregnancy are required. The two warnings (cigarettes manufactured in Costa Rica must carry one of the two) are: "Smoking causes lung cancer, heart disease and emphysema (Fumar produce cancer pulmonar, enfermedad cardiaca y enfisema)" and "Smoking during pregnancy harms the baby and causes premature birth (Fumar durante el embarazo perjudica al nino y provoca prematuridad)."

#### *Label design on packaging*

*Law:* Decree requiring warnings on cigarette packets No. 1520-SPPS February 1971; Decree promulgating regulations on the control of the advertising and smoking of cigarettes No. 20196-S December 1990; Law Regulating Smoking No. 11.545

*Source:* ERC (2001)

*Comment:* The warnings are only required to be printed on the side of the package and must be printed so they are easily legible.

#### *Ingredient/constituent information on package label*

*Source:* ERC (2001)

*Comment:* The level of carbon monoxide must be printed on each cigarette pack.

#### *Tobacco control education/promotion*

*Source:* TMA (2002)

*Comment:* The Costa Rican Social Security Fund distributes tobacco educational materials in school and the Consumer Defense Committee produces anti-tobacco educational programs on religious radio stations.

### **Côte d'Ivoire**

#### *Advertising in certain media*

*Source:* ERC (2001)

*Comment:* Advertising is allowed on radio, posters and in the national press under certain restrictions. No advertising is permitted on television.

#### *Advertising in certain locations*

*Source:* ERC (2001)

*Comment:* Restrictions apply for advertising at point of sale and in cinema.

#### *Smoking in government buildings (incl. worksites)*

*Law:* Decree 79-447 of 1979

*Source:* ERC (2001)

#### *Smoking in private worksites*

*Law:* Decree 79-447 of 1979

*Source:* ERC (2001)

#### *Smoking in educational facilities*

*Law:* Decree 79-447 of 1979

*Source:* ERC (2001)

#### *Smoking in health care facilities*

*Law:* Decree 79-447 of 1979

*Source:* ERC (2001)

#### *Smoking on buses*

*Law:* Decree 79-447 of 1979

*Source:* ERC (2001)

#### *Smoking on trains*

*Law:* Decree 79-447 of 1979

*Source:* ERC (2001)

#### *Smoking on domestic air flights*

*Law:* Decree 79-447 of 1979

*Source:* ERC (2001)

*Comment:* Aircrafts are required to have specific smoking and non-smoking sections.

#### *Smoking on international air flights*

*Law:* Decree 79-447 of 1979

*Source:* ERC (2001)

*Comment:* Aircrafts are required to have specific smoking and non-smoking sections.

### **Croatia**

#### *Advertising in certain media*

*Source:* WHO/EUR/02/5041305

*Comment:* Advertising is banned on national TV, cable TV, national radio and in local magazines and newspapers. There are no regulations on international magazines and newspapers.

#### *Advertising in certain locations*

*Source:* WHO/EUR/02/5041305

*Comment:* Advertising is banned on billboards, outdoor walls and in cinemas. Advertising is restricted at points of sale and kiosks.

#### *Advertisement content or design*

*Law:* Law for Additions and Amendments to be made to the Law for the Restriction of the Consumption of Tobacco Products

*Source:* TMA (2002)

*Comment:* The appearance in the press of photographs or drawings that depict people smoking for the purposes of advertising is prohibited.

#### *Sales to minors*

*Law:* Law for Additions and Amendments to be made to the Law for the Restriction of the Consumption of Tobacco Products

*Source:* TMA (2002)

*Comment:* The minimum age to purchase tobacco products is 18 years.

#### *Vending machines*

*Law:* Law for Additions and Amendments to be made to the Law for the Restriction of the Consumption of Tobacco Products

*Source:* TMA (2002)

#### *Smoking in other public places*

*Law:* Law for Additions and Amendments to be made to the Law for the Restriction of the Consumption of Tobacco Products

*Source:* TMA (2002)

*Comment:* Smoking is restricted in parts of buildings used for social security, business, sports, recreation, cultural events, trade and public assembly. Smoking is permitted in designated areas only, and these areas must not be more than 30% of the total area of the public space.

#### *Advertising health warnings/messages*

*Source:* WHO/EUR/02/5041305

*Comment:* Advertising is banned in Croatia, except at point of sale. It is unknown whether health warnings are required for these advertisements.

#### *Package health warning/message*

*Law:* Law for Additions and Amendments to be made to the Law for the Restriction of the Consumption of Tobacco Products

*Source:* TMA (2002)

*Comment:* All cigarette packs must display the warning "Smoking damages your health." In addition, one of the following warnings must also be displayed: "Smoking causes cancer," "Smoking during pregnancy harms the development of the child," "Smoking causes heart attacks and strokes" or "Smoking shortens your life."

#### *Label design on packaging*

*Law:* Law for Additions and Amendments to be made to the Law for the Restriction of the Consumption of Tobacco Products

*Source:* TMA (2002)

*Comment:* The health warning must be written in the Croatian language and in the Roman alphabet. Warnings on cigarette packs must be printed in a color that stands out clearly from the background, in letters that are at least 0.3 mm wide and 3 mm high. The warnings must be printed on the back or on the front of the pack of cigarettes as well as on an adhesive label which is attached to each individual pack of pipe tobacco, rolling tobacco, cigars and cigarillos, snuff and chewing tobacco.

#### *Ingredient/constituent information on package label*

*Law:* Law for Additions and Amendments to be made to the Law for the Restriction of the Consumption of Tobacco Products

*Source:* TMA (2002)

*Comment:* Tar and nicotine contents must be printed on the side of the packages. Information about tar and nicotine contained in cigarettes must be printed in a color that stands out clearly from the background, in letters that are at least 0.3 mm wide and 3 mm high.

#### *Tobacco control education/promotion*

*Law:* The Law on the Restricted Use of Tobacco Products, Article 20

*Source:* NATIONS

#### *Anti-smuggling provisions*

*Law:* Special Tax Law for Tobacco Products, Article 17

*Source:* NATIONS

*Comment:* Supervisory stamps are required for duty-free and retail sales.

### **Cuba**

#### *Advertising in certain media*

*Source:* ERC (2001)

*Comment:* All forms of tobacco advertising have been banned by the Cuban authorities including by radio, television and print.

#### *Advertising in certain locations*

*Source:* ERC (2001)

*Comment:* Outdoor, point of sale and cinema advertising is banned.

#### *Sales to minors*

*Law:* Ministry of Commerce Resolution

*Source:* PAHO (1992)

*Comment:* The minimum age to purchase tobacco products is 16 years.

#### Place of sales

Source: PAHO (1992)

Comment: Cigarette sales are prohibited in health centers, schools and other places where children and youth are found in groups.

#### Smoking in government buildings (incl. worksites)

Source: ERC (2001)

Comment: Restrictions are believed to be in force in public sector workplaces.

#### Smoking in educational facilities

Law: Ministerial Resolution No. 165 of 17 August 1981

Source: IDHL (1989) 40 (2): 407, WHO/TOH/CLH/90.3

#### Smoking in health care facilities

Law: Ministerial Resolution No. 165 of 17 August 1981

Source: IDHL (1989) 40 (2): 407, WHO/TOH/CLH/90.3

Comment: Smoking by the staff, patients and visitors of the National Health System is prohibited. Staff must take advantage of all opportunities to provide information on the harmfulness of tobacco and persuade the public of this.

#### Smoking in other public places

Source: TMA (2002)

Comment: Smoking is prohibited in theaters, libraries and museums.

#### Manufacturing licensure

Source: Nery Suarez Lugo, Ministry of Public Health

#### Package health warning/message

Source: PAHO (1992)

#### National tobacco control committee

Source: TMA (2002)

Comment: A formal tobacco-control program operates within the Ministry of Public Health.

#### Tobacco control education/promotion

Source: TMA (2002)

Comment: The National Program to Reduce Cancer Deaths is sponsored by the government to conduct mass media messages and provide educational materials.

### Cyprus

#### Advertising in certain media

Law: The Health Protection (Smoking Control) Law

Source: TMA (2002)

Comment: Advertising is banned on television and radio. Tobacco advertising may not appear in print media intended exclusively for minors.

#### Advertising to certain audiences

Law: The Health Protection (Smoking Control) Law

Source: TMA (2002)

Comment: Advertisements may not appear in print media intended exclusively for persons under 18 years.

#### Advertising in certain locations

Law: The Health Protection (Smoking Control) Law

Source: ERC (2001), TMA (2002)

Comment: Advertising is banned at sporting events, outdoors and in cinemas.

#### Advertisement content or design

Law: The Health Protection (Smoking Control) Law

Source: TMA (2002)

Comment: Advertisements may not show images encouraging smoking or associating smoking with success. All advertisements must be cleared before release.

#### Sponsorship advertising of events

Source: TMA (2002)

Comment: Sponsorship of some (unspecified) events is forbidden by voluntary agreement.

#### Sales to minors

Law: The Health Protection (Smoking Control) Law

Source: ERC (2001)

Comment: The minimum age to purchase tobacco products is 18 years, unless it can be proven that the cigarettes are to be purchased for an adult smoker.

#### Vending machines

Law: The Health Protection (Smoking Control) Law

Source: ERC (2001)

#### Free products

Law: The Health Protection (Smoking Control) Law

Source: ERC (2001)

#### Smoking in government buildings (incl. worksites)

Source: ERC (2001)

Comment: Smoking is prohibited in public areas of governmental buildings.

#### Smoking on trains

Law: The Health Protection (Smoking Control) Law

Source: TMA (2002)

#### Smoking in taxis

Source: ERC (2001)

Comment: Privately-owned vehicles are required to have a sign in Greek stating "No Smoking." Government owned transport must have the sign in Greek, English and Turkish.

#### Smoking on ferries

Law: The Health Protection (Smoking Control) Law

Source: TMA (2002)

#### Smoking on domestic air flights

Source: ERC (2001)

Comment: Airlines have introduced their own controls. Cigar and pipe smoking are prohibited while cigarette smoking is restricted. Forty percent of the available seating on the aircraft must be set aside to non-smokers.

#### Smoking on international air flights

Source: ERC (2001)

Comment: Airlines have introduced their own controls. Cigar and pipe smoking are prohibited while cigarette smoking is permitted. Forty percent of the available seating on the aircraft, however, must be set aside to non-smokers.

#### Smoking in restaurants

Law: The Health Protection (Smoking Control) Law

Source: ERC (2001), TMA (2002)

Comment: Restaurants are required to have available segregated areas for non-smokers in addition to displaying the following message in Greek: "Attention: Smoking seriously harms your health. Ministry of Health."

#### Smoking in other public places

Law: The Health Protection (Smoking Control) Law

Source: TMA (2002)

#### Advertising health warnings/messages

Law: The Health Protection (Smoking Control) Law

Source: ERC (2001), TMA (2002)

Comment: The required warning must read, "Caution - smoking is seriously harmful to your health. Ministry of Health" and cover at least 8% of the advertisement.

#### Package health warning/message

Law: The Health Protection (Smoking Control) Law

Source: ERC (2001)

Comment: A general warning has been required on the front of the pack in Greek and Turkish stating "Caution: Smoking is seriously harmful to your health: Ministry of Health." In Addition, three rotational warnings are required on the back of the pack in English. These warnings are: "Smoking causes heart and lung diseases," "Smoking causes addiction," and "Pregnant women: Smoking harms the health of your child."

#### Label design on packaging

Law: The Health Protection (Smoking Control) Law

Source: ERC (2001)

Comment: All warnings must occupy at least 6% of the surface area of the side of the pack and must not be placed on the transparent outer packaging of the pack nor on an area where they may be damaged through use of the pack. The lettering must be 8-10 point size with the text framed, in a distinct coloring agreed by the government's Health Committee and must not be the dominant color of the pack.

#### Ingredient/constituent information on package label

Law: The Health Protection (Smoking Control) Law

Source: ERC (2001)

Comment: Tar yields are required to be printed on one of the narrow sides of the pack and must occupy 6% of the side on which they are printed.

#### Amount of tar

Source: ERC (2001)

Comment: Cigarette levels of tar must not exceed 12 mg.

#### Amount of nicotine

Law: The Health Protection (Smoking Control) Law of 1980

Source: IDHL (1981) 32 (4): 731-732

#### Amount of other ingredients/constituents

Law: The Health Protection (Smoking Control) Law of 1980

Source: IDHL (1981) 32 (4): 731-732

#### Tobacco control education/promotion

Law: Act 51/80

Source: NATIONS

### Czech Republic

#### Advertising in certain media

Source: WHO/EUR/02/5041305, TMA (2002),

<http://www.newsday.com/business/investing/wire/sns-ap-czech-tobacco-ads.0.2148171.story>

Comment: Advertising on national and cable TV is banned, advertising on national radio is not permitted between 6:00 AM and 10:00 PM and advertising in local and international magazines and newspapers is not regulated. Tobacco advertising in all mass media will be banned as of July 01, 2004.

#### Advertising to certain audiences

Law: Law No. 40/1995 on Advertising Regulation, §3(2)(a)

Source: NATIONS

Comment: Targeting non-adults in advertisements is prohibited.

#### Advertising in certain locations

Source: WHO/EUR/02/5041305,

<http://www.newsday.com/business/investing/wire/sns-ap-czech-tobacco-ads.0.2148171.story>

Comment: There are no regulations on billboards, outdoor walls, points of sales, kiosks or in cinemas. Effective July 01, 2004 advertising will be prohibited except in tobacco stores.

#### Advertisement content or design

Law: Law No. 40/1995 on Advertising Regulation, §3(2)(b)

Source: NATIONS

Comment: It is prohibited to use non-adults in advertising or to promoting smoking.

#### Sales to minors

Source: WHO/EUR/02/5041305

Comment: The minimum age to purchase tobacco products is 18 years.

#### Misleading information on packaging

Law: Law 110/1997 on Food, Tobacco Products and on Change and Amendment to Related Laws, §10(1)(b)

Source: NATIONS

#### Smoking in other public places

Source: TMA (2002)

Comment: Smoking is prohibited in theaters, cinemas, arenas and retail stores.

#### Advertising health warnings/messages

Law: Law on The Regulation of Advertising

Source: TMA (2002)

Comment: Each tobacco advertisements must contain one of the 5 Minister of Health warnings. The health warnings on tobacco advertisements must be rotated.

#### Age verification for sales

Law: Law 37/1989 of the Czech National Council of March 28, 1989 on the Protection Against Alcoholism and Drug Addiction, §5(1)

Source: NATIONS

#### Package health warning/message

Law: Decree 325 of the Ministry of Agriculture  
Source: TMA (2002)

Comment: All products designed for smoking must display the following warning on the package: "Ministry of Health Care Warns: Smoking seriously damages health." In addition, one of the following rotating warnings must also appear, preceded by "Ministry of Health Care Warns": "Smoking causes cancer," "Smoking causes heart disease," "Smoking causes fatal diseases" or "Do not smoke if you want to stay healthy."

#### Label design on packaging

Law: Decree 325 of the Ministry of Agriculture  
Source: TMA (2002)

Comment: The general warning must appear on the most visible area. The specific warning must appear on the other large area. Each warning for cigarette packs must occupy at least 4% of the area in which it is printed.

#### Amount of tar

Law: Decree 325 of the Ministry of Agriculture  
Source: WHO/EUR/02/5041305, TMA (2002)

#### Amount of nicotine

Law: Decree 325 of the Ministry of Agriculture  
Source: WHO/EUR/02/5041305, TMA (2002)

#### Amount of other ingredients/constituents

Law: Decree 325 of the Ministry of Agriculture  
Source: WHO/EUR/02/5041305, TMA (2002)

#### Tobacco control education/promotion

Law: Law 37/1989 of the Czech National Council of March 28, 1989 on the Protection Against Alcoholism and Drug Addiction, §3  
Source: NATIONS

#### Anti-smuggling provisions

Law: Law no. 587/1992 of the Czech National Council of November 20, 1992 on Consumer Tax (Sec. 40), §40c-§40g  
Source: NATIONS

### Democratic People's Republic of Korea

#### Advertising in certain media

Source: ERC (2001)

Comment: All radio, television and press advertising is prohibited.

#### Advertising in certain locations

Source: ERC (2001)

Comment: All outdoor and cinema advertising is prohibited. Advertising is permitted at point of sale and duty-free outlets.

### Democratic Republic of the Congo

#### Smoking on domestic air flights

Source:

<http://www.ostpxweb.dot.gov/policy/safety/smoke2.html>

Comment: Smoking is prohibited on all Air Afrique airlines by voluntary agreement.

#### Smoking on international air flights

Source:

<http://www.ostpxweb.dot.gov/policy/safety/smoke2.html>

Comment: Smoking is prohibited on all Air Afrique airlines by voluntary agreement.

#### Package health warning/message

Source: The Tobacco Atlas

### Denmark

#### Advertising in certain media

Law: Act on The Prohibition of Tobacco Advertising  
Source: WHO/EUR/02/5041305, TMA (2002)

Comment: Advertising is banned on national and cable TV, national radio, and local magazines and newspapers. Advertising is not regulated for international magazines and newspapers.

#### Advertising in certain locations

Source: WHO/EUR/02/5041305

Comment: Advertising is banned on billboards and outdoor walls, at points of sales and kiosks, and in cinemas.

#### Advertisement content or design

Source: WHO/EUR/02/5041305

Comment: Complete ban on tobacco advertising.

#### Sponsorship or promotion for certain audiences

Law: Act on The Prohibition of Tobacco Advertising

Source: TMA (2002)

Comment: Sponsorship for tobacco goods is prohibited. In the case of sponsorship agreements entered into before 13 December 2000, the regulations do not come into force until 01 July 2003.

#### Sponsorship advertising of events

Law: Act on The Prohibition of Tobacco Advertising

Source: TMA (2002)

Comment: Sponsorship for tobacco goods is prohibited. In the case of sponsorship agreements entered into before 13 December 2000, the regulations do not come into force until 01 July 2003.

#### Smoking in government buildings (incl. worksites)

Law: Smoke-Free Environments Act

Source: TMA (2002)

Comment: Smoking is not permitted during government meetings, which is to include meetings of government boards, councils and commissions, except when smoking is agreed to by all attending parties.

#### Smoking in private worksites

Law: Smoke-Free Environments Act

Source: TMA (2002)

Comment: Smoking is not permitted in rooms in which more than one employee is working, or in areas which are considered common to all employees. Smoking is permitted in the rooms specified above, provided the employees who work in these rooms declare consent, or provided arrangements are made to ensure that no other employees are unwillingly affected by smoke.

#### Smoking in educational facilities

Law: Smoke-Free Environments Act

Source: TMA (2002)

Comment: Smoking is not permitted in government day-care, 24-hour adolescent and educational institutions. However, smoking is permitted in separate rooms provided for smokers and in other areas provided arrangements are made to ensure that nobody is unwillingly affected by smoke.

#### Smoking in health care facilities

Law: Smoke-Free Environments Act

Source: TMA (2002)

Comment: Smoking is restricted in public hospitals to designated areas.

#### Smoking on buses

Law: Smoke-Free Environments Act

Source: TMA (2002)

#### Smoking on trains

Law: Smoke-Free Environments Act

Source: TMA (2002)

#### Smoking on domestic air flights

Source: TMA (2002)

Comment: Airlines voluntarily restrict smoking on most flights. Cigar and pipe smoking has been prohibited since 1987, except for one (unspecified) airline.

#### Smoking on international air flights

Source: TMA (2002)

Comment: Smoking is voluntarily prohibited on all inter-nordic flights.

#### Smoking in other public places

Source: WTF (2001)

Comment: Smoking is prohibited on premises frequented by children or where food is prepared for resale.

#### Advertising health warnings/messages

Source: WHO/EUR/02/5041305

Comment: Complete ban on tobacco advertising.

#### Package health warning/message

Law: Ministerial Order on Labeling, Tar Content and Prohibition of Marketing

Source: TMA (2002)

Comment: All packs must display the following general message: "Tobacco seriously damages health, National Board of Health." In addition, one of the following specific warnings must also appear on the pack, followed by "National Board of Health": "Smoking causes cancer," "Smoking causes heart disease," "Smoking when pregnant can harm your baby," "Protect children against tobacco smoke- they have the right to choose for themselves" or "Smoking damages the health of those around you."

#### Label design on packaging

Law: Ministerial Order on Labeling, Tar Content and Prohibition of Marketing

Source: TMA (2002)

Comment: The general warning must appear on the most visible surface. The specific warning must be placed on the other large surface. Both warnings must occupy at least 4% of the surface on which they are printed. The warnings must be clear and legible and shall be printed in bold letters on a contrasting background. They may not be placed in a position so that they are damaged when the pack is opened in a normal manner. They may not be printed on the transparent wrapper or any other external wrapping.

#### Amount of tar

Law: Ministerial Order on Labeling, Tar Content and Prohibition of Marketing

Source: TMA (2002)

Comment: The tar content in cigarettes that are marketed in Denmark must not exceed 12 mg per cigarette as from 31 December 1997.

### Djibouti

#### Sponsorship or promotion for certain audiences

Source: EMRO

Comment: Sponsorship of sporting or artistic events is banned.

#### Package health warning/message

Source: The Tobacco Atlas

### Dominica

#### Advertising in certain media

Source: Veta Brown, PAHO

Comment: Advertising on television is prohibited.

#### Package health warning/message

Source: The Tobacco Atlas

### Dominican Republic

#### Advertising in certain media

Source: WHO Regional Office for the Americas

Comment: Advertising is restricted on television (national, cable and satellite) and national and international radio, newspapers and magazines.

#### Advertising in certain locations

Source: WHO Regional Office for the Americas

Comment: Advertising is restricted on the internet and billboards, at the point of sale and in cinema and rented videos.

#### Advertisement content or design

Source: ERC (2001)

Comment: Voluntary restrictions ban the use of models under the age of 18 in commercials.

#### Sales to minors

Source: ERC (2001)

Comment: The minimum age to purchase tobacco products is 18 years.

#### Smoking in other public places

Source: ERC (2001)

Comment: Smoking is banned in enclosed buildings.

#### Package health warning/message

Source: ERC (2001)

Comment: Ministry of Health warnings have been required to be placed on all packs of cigarettes since October 1992. The text warning reads: "La Secretaria de Salud advierte: Fumar puede ser perjudicial para la salud."

#### *Tobacco control education/promotion*

*Source:* TMA (2002)

*Comment:* The Dominican Committee on Smoking and Health is sponsored by the government to support anti-smoking media campaign efforts.

#### **Ecuador**

##### *Advertising in certain media*

*Law:* Regulation for the Control of the Sale and Consumption of Tobacco and Alcoholic Beverages No1828

*Source:* ERC (2001)

*Comment:* Advertising is permitted on television and radio although only at restricted times. Television advertisements have been limited to between 8:30 PM and 6:00 AM. Radio advertisements are limited to those programs not intended for minors. Press advertisements in cultural or educational supplements are prohibited.

##### *Advertising to certain audiences*

*Law:* Supreme Decree No. 965 of 24 August 1973

*Source:* IDHL (1978) 29 (1): 64

*Comment:* Direct advertising and promotion of cigarettes to children is prohibited.

##### *Advertising in certain locations*

*Law:* Regulation for the Control of the Sale and Consumption of Tobacco and Alcoholic Beverages No1830

*Source:* ERC (2001), WHO Regional Office for the Americas

*Comment:* Billboards and posters are banned near schools or sports facilities. Cinema advertisements are restricted to after 7:00 PM. Advertising is banned from public transport. Advertising is also restricted at the point of sale.

##### *Advertisement content or design*

*Law:* Regulation for the Control of the Sale and Consumption of Tobacco and Alcoholic Beverages No1830; Supreme Decree No. 965 of 24 August 1973

*Source:* ERC (2001), TMA (2002)

*Comment:* There are no restrictions on comparative advertising. Sports stars and celebrities are prohibited from being used in advertisements. The same applies to images or voices of minors. Advertisements may not associate smoking with efficiency or success.

##### *Sales to minors*

*Source:* ERC (2001)

*Comment:* The minimum age to purchase tobacco products is 18 years.

##### *Place of sales*

*Law:* Order No. 2369

*Source:* TMA (2002)

*Comment:* Cigarette sales are prohibited in all educational establishments.

##### *Free products*

*Source:* ERC (2001)

*Comment:* Sampling is allowed although subject to restrictions.

##### *Smoking in private worksites*

*Source:* ERC (2001)

*Comment:* Self-imposed restrictions are in place on a number of premises such as factories and laboratories.

##### *Smoking in restaurants*

*Source:* USDA

*Comment:* Restaurants must have designated smoking areas.

##### *Smoking in other public places*

*Source:* ERC (2001)

*Comment:* Smoking is banned on the Galapagos Islands and in certain facilities (i.e. churches and other religious buildings) used for public meetings.

#### *Advertising health warnings/messages*

*Law:* Supreme Decree No. 965 of 24 August 1973

*Source:* ERC (2001), TMA (2002)

*Comment:* Health warnings are required to be displayed on outdoor advertisements, in the press, at point-of-sale and on radio and television advertisements. The warning must occupy 1.7% of the advertising space. In English the warning reads "Warning: Smoking is dangerous to your health - Ecuadorian Health Ministry."

##### *Package health warning/message*

*Law:* Regulation No 965 on the control of the sale and consumption of tobacco and alcoholic beverages 1994

*Source:* ERC (2001)

*Comment:* Health warnings are mandatory, requiring an affirmative statement in Spanish. The warning text states "Warning: Smoking cigarettes is dangerous to your health, Ministry of Public Health of Ecuador (Atencion: Fumar cigarillos es peligroso para su salud, Ministerio de Salud Publica del Ecuador)."

##### *Label design on packaging*

*Law:* Regulation No 965 on the control of the sale and consumption of tobacco and alcoholic beverages 1994

*Source:* ERC (2001)

*Comment:* The warning must occupy at least 6% of the total area of the pack. It is only required to be shown on the side of the pack.

#### **Egypt**

##### *Advertising in certain media*

*Law:* Law No. 52 of 20 June 1981 on protection against the harmful effects of smoking

*Source:* ERC (2001)

*Comment:* Advertising on television and radio is not permitted.

##### *Advertising in certain locations*

*Source:* TMA (2002)

*Comment:* Restrictions apply to billboard advertisements. Advertisements in cinemas are banned.

##### *Advertisement content or design*

*Law:* Law No. 52 of 20 June 1981 on protection against the harmful effects of smoking

*Source:* WTF (2001)

*Comment:* The content of advertisements is restricted to what appears on the actual pack. Price must also be displayed with the advertisement.

##### *Sponsorship or promotion for certain audiences*

*Source:* WHO Eastern Mediterranean Regional Office

*Law:* Law No. 85, 2002

##### *Sponsorship advertising of events*

*Source:* WHO Eastern Mediterranean Regional Office

*Law:* Law No. 85, 2002

##### *Smoking in private worksites*

*Source:* ERC (2001)

*Comment:* There is a smoking ban in some government ministries.

##### *Smoking in restaurants*

*Law:* Environment Law 4 of 1994

*Source:* WTF (2001)

*Comment:* Indoor restaurants should provide non-smoking and smoking sections, leaving the option of a complete smoking ban up to the owner.

##### *Smoking in other public places*

*Law:* Law No. 52 for 1981 The Anti-Smoking law

*Source:* TMA (2002)

*Comment:* Smoking is prohibited in enclosed public places.

##### *Advertising health warnings/messages*

*Source:* ERC (2001)

*Comment:* Press, poster and point-of-sale advertising must carry warnings.

##### *Package health warning/message*

*Law:* Law No. 52 for 1981 The Anti-Smoking law

*Source:* ERC (2001), TMA (2002)

*Comment:* Packs of cigarettes must carry a compulsory health warning equivalent to "Smoking is harmful to your health."

#### *Label design on packaging*

*Law:* Law No. 52 for 1981 The Anti-Smoking law

*Source:* ERC (2001), TMA (2002)

*Comment:* Health warning must appear in Arabic.

##### *Ingredient/constituent information on package label*

*Law:* Law No. 52 for 1981 The Anti-Smoking law

*Source:* TMA (2002)

*Comment:* The nicotine and tar content are required on to be given on the pack.

##### *Amount of tar*

*Source:* ERC (2001)

*Comment:* The maximum permissible level for tar content is 12 mg.

##### *Amount of nicotine*

*Source:* ERC (2001)

*Comment:* Cigarette levels of nicotine must not exceed 0.8 mg.

##### *National tobacco control committee*

*Law:* Ministerial Decree (1997)

*Source:* WHO/EMRO Conference on Tobacco, July 1999

*Comment:* This decree assembles a Steering Committee for the National Program for Tobacco Control.

#### **El Salvador**

##### *Advertising in certain media*

*Law:* Decree No. 955 of 11 May 1988 promulgating the Health Code (Division 41- (Secs. 196-190))

*Source:* IDHL (1990) 41 (1): 12

*Comment:* Radio and television may only feature advertising for tobacco products in programs not intended for children.

##### *Advertising to certain audiences*

*Law:*Codigo de Salud 1998

*Source:* PAHO (1992)

*Comment:* It is prohibited to advertise tobacco to minors.

##### *Advertising in certain locations*

*Law:* Decree No. 955 of 11 May 1988 promulgating the Health Code (Division 41- (Secs. 196-190))

*Source:* IDHL (1990) 41 (1): 12

*Comment:* Cinemas may only feature advertising for tobacco products in programs not intended for children.

##### *Smoking on domestic air flights*

*Source:*

<http://ostpxweb.dot.gov/policy/safety/smoke3.htm>

*Comment:* Smoking on all TACA flights is prohibited by voluntary agreement.

##### *Smoking in other public places*

*Law:* Decree No. 955 of 11 May 1988 promulgating the Health Code (Division 41- (Secs. 196-190))

*Source:* IDHL (1990) 41 (1): 12

*Comment:* Smoking is prohibited in public places.

##### *Package health warning/message*

*Law:* The El Salvador Public Health Code Actions Against Alcoholism, Tobacco Dependency, And Drugs That Can Cause Addiction

*Source:* TMA (2002)

*Comment:* The following warning must be displayed on all cigarette packs: "Smoking is hazardous to your health - Ministry of Public Health and Social Welfare."

##### *Label design on packaging*

*Law:* The El Salvador Public Health Code Actions Against Alcoholism, Tobacco Dependency, And Drugs That Can Cause Addiction

*Source:* TMA (2002)

*Comment:* The letters of the warning must be 1.5 mm in height.

##### *Tobacco control education/promotion*

*Source:* TMA (2002)

*Comment:* The Department of Mental Health of the Ministry of Health and Social Welfare is responsible for tobacco education activities and has attempted to disseminate information through conferences and television messages.

## Equatorial Guinea

*Package health warning/message*  
Source: The Tobacco Atlas

## Estonia

*Advertising in certain media*  
Source: WHO/EUR/02/5041305

*Comment:* Advertising is banned on national TV, national radio and local magazines and newspapers. There are no regulations on advertising on cable TV or in international magazines and newspapers.

*Advertising in certain locations*  
Source: WHO/EUR/02/5041305

*Comment:* Advertising is banned on billboards and outdoor walls, at points of sales and kiosks and in cinemas.

*Sponsorship or promotion for certain audiences*  
Source: TMA (2002)

*Comment:* Sponsorships of events that are intended for non-adults are voluntarily prohibited.

### Sales to minors

Source: WHO/EUR/02/5041305

*Comment:* The minimum age to purchase tobacco products is 18 years.

### Sales by minors

Law: Tobacco Act, Chapter 2, §17(1)(2)  
Source: NATIONS

### Place of sales

Law: Tobacco Act, Chapter 2, §17(1)(5)  
Source: NATIONS

*Comment:* Selling tobacco products is prohibited in health care institutions, education institutions and sports establishments.

### Misleading information on packaging

Law: Tobacco Act, Chapter 2, §3(3)  
Source: NATIONS

### Smoking in other public places

Source: TMA (2002)

*Comment:* Smoking is prohibited in sports buildings and facilities.

### Advertising health warnings/messages

Source: WHO/EUR/02/5041305

*Comment:* Complete ban on tobacco advertising.

### Age verification for sales

Law: Tobacco Act, Chapter 2, §17(1)(1)  
Source: NATIONS

### Package health warning/message

Source: TMA (2002)

*Comment:* The warning, "Smoking damages your health," must appear on all smoking tobacco product packaging.

### Label design on packaging

Source: TMA (2002)

*Comment:* The text of the health warning must cover at least 4% of front and rear surfaces of the consumer packaging of cigarettes and at least 1% of the total surface of consumer packaging of other tobacco products. The warning must be under the film wrapper if there is one and must be clearly visible, readable and stand out in contrast to the background. It must be placed in such a manner that it does not get damaged when the packaging is opened. The warning must be in Estonian.

### Ingredient/constituent information on package label

Source: TMA (2002)

*Comment:* The constituent listing must be printed in Estonian. Tar yields must be rounded off to the nearest full number and nicotine yields must be rounded off to the nearest decimal. The constituent listing must cover at least 4% of the surface area of the pack side on which it is printed.

### Amount of tar

Source: TMA (2002)

*Comment:* Cigarettes levels of tar must not exceed 12 mg.

### Amount of nicotine

Law: Tobacco Act, Chapter 2, §5(3)

Source: NATIONS

*Comment:* Cigarette levels of nicotine must not exceed 1.2 mg.

### Tobacco control education/promotion

Source: TMA (2002)

*Comment:* The Ministry of Social Affairs' public health department is actively involved in anti-tobacco promotion.

## Ethiopia

### Smoking in other public places

Source: WHO/TOH/CLH/90.3

*Comment:* Smoking is prohibited in some public enclosed places and during official meetings.

## Fiji

### Advertising in certain media

Law: Tobacco Control Act of 1998 § 3.(2)(c)

Source: NATIONS

*Comment:* Advertising is restricted to tobacco manufacturer's publications.

### Advertising to certain audiences

Law: Tobacco Control Act of 1998 § 3.(2)(c)

Source: NATIONS

*Comment:* Advertisements are restricted to employees of tobacco manufacturers.

### Advertising in certain locations

Law: Tobacco Control Act of 1998 § 3.(2)(b)

Source: NATIONS

*Comment:* Advertisements are restricted to manufacturer's or distributor's place of business.

### Advertisement content or design

Law: Tobacco Control Act of 1998 § 3.(2)(b)

Source: NATIONS

*Comment:* Advertisements are restricted to company name, trademark or brand name at place of business.

### Sponsorship or promotion for certain audiences

Law: Tobacco Control Act of 1998 § 5.(2-3); § 2(c)

Source: NATIONS

*Comment:* Sponsorships are prohibited for events attended by persons under 18 years.

### Sponsorship advertising of events

Law: Tobacco Control Act of 1998 §5.(3); § 2(c)

Source: NATIONS

### Sales to minors

Law: Tobacco Control Act of 1998 § 10

Source: NATIONS

*Comment:* The minimum age to purchase tobacco products is 18 years.

### Vending machines

Law: Tobacco Control Act of 1998 § 11(2)(a)

Source: NATIONS

*Comment:* Vending machines are restricted to places where minors are not permitted.

### Free products

Law: Tobacco Control Act § 4

Source: NATIONS

### Smoking in health care facilities

Law: Tobacco Control Act of 1998 § 12.(1)(ii)

Source: NATIONS

### Smoking on buses

Law: Tobacco Control Act of 1998 § 12.(1)(iv)

Source: NATIONS

### Smoking on trains

Law: Tobacco Control Act of 1998 § 12.(1)(iv)

Source: NATIONS

### Smoking in taxis

Law: Tobacco Control Act of 1998 § 12.(1)(iv)

Source: NATIONS

### Smoking on ferries

Law: Tobacco Control Act of 1998 § 12.(1)(iv)

Source: NATIONS

### Smoking on domestic air flights

Law: Tobacco Control Act of 1998 § 12.(1)(iv)

Source: NATIONS

### Smoking on international air flights

Law: Tobacco Control Act of 1998 § 12.(1)(iv)

Source: NATIONS

### Smoking in restaurants

Law: Tobacco Control Act of 1998 § 12.(1)(vii)

Source: NATIONS

### Package health warning/message

Law: Tobacco Control Act of 1998 § 7.(1)

Source: NATIONS

### Label design on packaging

Law: Tobacco Control Act of 1998 § 7.(2) and § 7(4); § 7.(5)(a)

Source: NATIONS

### Ingredient/constituent information on package label

Law: Tobacco Control Act of 1998 § 8.(1)

Source: NATIONS

*Comment:* Tar and nicotine in mg per cigarette must be displayed on packages.

### Amount of tar

Law: Tobacco Control Act of 1998 § 9.(1)

Source: NATIONS

*Comment:* Cigarette levels of tar must not exceed 15 mg.

### Amount of nicotine

Law: Tobacco Control Act of 1998 § 9.(1)

Source: NATIONS

*Comment:* Cigarette levels of nicotine must not exceed 1.5 mg.

## Finland

### Advertising in certain media

Source: WHO/EUR/02/5041305

*Comment:* Advertising is banned on national and cable TV, national radio and local magazines and newspapers. There are no regulations on international magazines and newspapers.

### Advertising in certain locations

Source: WHO/EUR/02/5041305

*Comment:* Advertising is banned on billboards and outdoor walls, at points of sale, kiosks and in cinemas.

### Sponsorship or promotion for certain audiences

Law: Law No. 693 of 13 August 1976

Source: TMA (2002)

*Comment:* Tobacco sponsorships are prohibited.

### Sponsorship advertising of events

Law: Law No. 693 of 13 August 1976

Source: TMA (2002)

*Comment:* Tobacco sponsorships are prohibited.

### Brand stretching

Law: Law No. 693 of 13 August 1976

Source: TMA (2002)

### Sales to minors

Law: Amendments to The Tobacco Law

Source: TMA (2002)

*Comment:* The minimum age to purchase tobacco products is 18 years.

### Vending machines

Law: Statute for the Amendment of Measures to Reduce Smoking

Source: TMA (2002)

*Comment:* Cigarette vending machine sales are restricted to areas where they can be supervised by a responsible adult. Where vending machines are not located in a licensed catering establishment, licenses are required. Vending machines are required to display a health warning and notice regarding age restrictions, with text in Finnish and Swedish.

### Free products

Law: Law No. 693 of 13 August 1976

Source: TMA (2002)

#### *Smoking in educational facilities*

*Law:* The 1995 Tobacco Smoking Act

*Source:* TMA (2002)

#### *Smoking on buses*

*Law:* Act Amending The Measures To Reduce Smoking Act

*Source:* TMA (2002)

#### *Smoking on trains*

*Law:* Act Amending The Measures To Reduce Smoking Act

*Source:* TMA (2002)

#### *Smoking in taxis*

*Law:* Act Amending The Measures To Reduce Smoking Act

*Source:* TMA (2002)

#### *Smoking on ferries*

*Law:* Act Amending The Measures To Reduce Smoking Act

*Source:* TMA (2002)

#### *Smoking on domestic air flights*

*Law:* Act Amending The Measures To Reduce Smoking Act

*Source:* TMA (2002)

#### *Smoking in other public places*

*Source:* WHO.EUR/02/5041305

*Comment:* Smoking in theaters and cinemas are prohibited.

#### *Advertising health warnings/messages*

*Source:* WHO.EUR/02/5041305

*Comment:* Complete ban on tobacco advertising

#### *Package health warning/message*

*Law:* Ordinance No. 1504 of 23 December 1992

*Source:* TMA (2002)

*Comment:* Each cigarette and cigarette tobacco package must display one of eight rotating warnings, including "SMOKING CAUSES CANCER" and "700 PEOPLE IN FINLAND DIE EACH YEAR IN TRAFFIC ACCIDENTS. TEN TIMES MORE DIE, BECAUSE THEY ARE ADDICTED TO TOBACCO."

#### *Label design on packaging*

*Law:* Ordinance No. 1504 of 23 December 1992

*Source:* TMA (2002)

*Comment:* Each cigarette and tobacco product package must display the health warning on the most conspicuous face of the packet. The warning must be printed or permanently attached to the package and must cover at least 6% of the surface.

#### *Product constituents as confidential information*

*Law:* Act on the Measures to Reduce Tobacco Smoking, §6 and §30

*Source:* NATIONS

#### *Tobacco control education/promotion*

*Law:* Decree on the Measure to Reduce Tobacco Smoking, §15; Act on the Measures to Reduce Tobacco Smoking, §23 and §24 and §27

*Source:* NATIONS

*Comment:* Health education and promotion provisions are made by the Ministry of Social Affairs and Health along with input from the Ministry of Education and non-governmental organizations.

### **France**

#### *Advertising in certain media*

*Source:* WHO.EUR/02/5041305

*Comment:* Advertising is banned on national TV, cable TV, national radio, local magazines and newspapers and international magazines and newspapers.

#### *Advertising to certain audiences*

*Law:* Law No. 91-32 of 10 January 1991 relating to the fight against smoking and alcoholism

*Source:* TMA (2002)

*Comment:* All advertising is banned except at point of sale.

#### *Advertising in certain locations*

*Law:* Law No. 91-32 of 10 January 1991 relating to the fight against smoking and alcoholism; Order of 31 December 1992 determining the characteristics of small posters advertising tobacco in retail shops

*Source:* WHO.EUR/02/5041305; TMA (2002)

*Comment:* Advertising is banned on billboards, outdoor walls and in cinemas. Advertising restrictions exist for points of sale and kiosks. Advertisements by means of small posters (the maximum format being 60 x 80 cm) is authorized provided that such posters are displayed inside or within the area of tobacco sales and are not visible from the outside.

#### *Advertisement content or design*

*Law:* 1993 Evin Law

*Source:* ERC (2001)

*Comment:* Posters are allowed to copy the details of contents, price and manufacturer through an illustrated picture of the product.

#### *Sponsorship or promotion for certain audiences*

*Law:* Law No. 91-32 of 10 January 1991 relating to the fight against smoking and alcoholism

*Source:* TMA (2002)

*Comment:* All sponsorship is prohibited, in so far as it has as its object or effect propaganda or advertising, direct or indirect, for tobacco products.

#### *Sponsorship advertising of events*

*Law:* Law No. 91-32 of 10 January 1991 relating to the fight against smoking and alcoholism

*Source:* TMA (2002)

*Comment:* All sponsorship is prohibited, in so far as it has as its object or effect propaganda or advertising, direct or indirect, for tobacco products.

#### *Place of sales*

*Law:* Circular of 1987

*Source:* WHO/TOH/CLH/90.3

*Comment:* Tobacco sales are prohibited in health establishments.

#### *Smoking in other public places*

*Law:* Decree No. 92-478 of 15 March 1992 stipulating the criteria for the implementation of the public smoking ban and modifying the Codes of Public Health

*Source:* TMA (2002)

*Comment:* Smoking in indoor public places is restricted to designated areas. These areas must have a minimum ventilation capacity of 7 liters per second per occupant in premises where ventilation is supplied mechanically or naturally or a minimum volume of 7 cubic meters per occupant in premises where ventilation is supplied via external ducts.

#### *Advertising health warnings/messages*

*Law:* Order of 31 December 1992 determining the characteristics of small poster advertising tobacco in retail shops

*Source:* TMA (2002)

*Comment:* Each small poster must display the warning "Smoking causes serious diseases." The warning must occupy 20% of the poster space.

#### *Package health warning/message*

*Law:* Modification of the Order of April 26, 1991 establishing the maximum Tar Content of Cigarettes and the health warnings on tobacco products packages

*Source:* TMA (2002)

*Comment:* Every tobacco product pack must carry the general warning "Seriously Damages Health." In addition, one of the following rotating warnings must also be displayed: "Smoking causes cancer," "Smoking causes heart disease," "Pregnant women: Smoking harms your Child's Health," "Smoking hurts your Entourage" or "To be in good Health, don't smoke."

#### *Label design on packaging*

*Law:* Modification of the Order of April 26, 1991 establishing the maximum Tar Content of Cigarettes and the health warnings on tobacco products packages

*Source:* TMA (2002)

*Comment:* The general warning must be on the most visible surface. The specific warning must be on the other large surface. The rotating warnings must be printed in a way that guarantees the appearance of each warning on an equal number of packs, with a tolerance level of 5%. For cigarettes, the warnings must each cover 4% of the surface on which they are printed. The warnings must be clear and legible, must be printed in thick letters on a contrasting background and must be placed in a location so that they are not destroyed when the package is opened in a normal manner. The warnings may not appear on the transparent wrapper or any other external wrapping.

#### *Tobacco control education/promotion*

*Law:* Law No. 91-32 of 10 January 1991 relating to the fight against smoking and alcoholism

*Source:* TMA (2002)

*Comment:* The French Committee for Health Education (CFES) operates national anti-smoking campaigns and coordinates activities with other organizations working towards reducing tobacco use.

### **Gabon**

#### *Package health warning/message*

*Law:* Arrête No. 000268, Art. 1

*Source:* NATIONS

*Comment:* The following warning is required: "Abuse is dangerous to your health. Smoke with moderation."

#### *Label design on packaging*

*Law:* Arrête No. 000268, Art. 3

*Source:* NATIONS

*Comment:* The health warning must appear on one of the lateral sides in indelible and legible 2 mm print.

#### *Ingredient/constituent information on package label*

*Law:* Arrête No. 000268, Art. 1; Art 2

*Source:* NATIONS

*Comment:* Amounts of tar and nicotine must be printed on the package in French.

### **Gambia**

#### *Smoking in government buildings (incl. worksites)*

*Law:* Public Health Prohibition of Smoking (Public Places) Act 1998, § 3; §4(2)

*Source:* NATIONS

*Comment:* In workplaces generally, if an employer does not implement designated smoking areas with separate ventilation, then smoking is prohibited.

#### *Smoking in private worksites*

*Law:* Public Health Prohibition of Smoking (Public Places) Act 1998, § 3; §4(2)

*Source:* NATIONS

*Comment:* In workplaces generally, if an employer does not implement designated smoking areas with separate ventilation, then smoking is prohibited.

#### *Smoking in educational facilities*

*Law:* Public Health Prohibition of Smoking (Public Places) Act 1998, § 3; §4(2)

*Source:* NATIONS

*Comment:* In workplaces generally, if an employer does not implement designated smoking areas with separate ventilation, then smoking is prohibited.

#### *Smoking in health care facilities*

*Law:* Public Health Prohibition of Smoking (Public Places) Act 1998, § 3; §4(2)

*Source:* NATIONS

*Comment:* In workplaces generally, if an employer does not implement designated smoking areas with separate ventilation, then smoking is prohibited.



#### *Smoking on buses*

*Law:* Public Health Prohibition of Smoking (Public Places) Act 1998, § 3

*Source:* NATIONS

#### *Smoking on trains*

*Law:* Public Health Prohibition of Smoking (Public Places) Act 1998, § 3

*Source:* NATIONS

#### *Smoking in taxis*

*Law:* Public Health Prohibition of Smoking (Public Places) Act 1998, § 3

*Source:* NATIONS

#### *Smoking on ferries*

*Law:* Public Health Prohibition of Smoking (Public Places) Act 1998, § 3

*Source:* NATIONS

#### *Smoking in restaurants*

*Law:* Public Health Prohibition of Smoking (Public Places) Act 1998, § 3; §4(2)

*Source:* NATIONS

*Comment:* In workplaces generally, if an employer does not implement designated smoking areas with separate ventilation, then smoking is prohibited.

#### *Smoking in nightclubs and bars*

*Law:* Public Health Prohibition of Smoking (Public Places) Act 1998, § 3; §4(2)

*Source:* NATIONS

*Comment:* In workplaces generally, if an employer does not implement designated smoking areas with separate ventilation, then smoking is prohibited.

#### *Tobacco control education/promotion*

*Law:* Public Health Prohibition of Smoking (Public Places) Act 1998, § 7

*Source:* NATIONS

### **Georgia**

#### *Advertising in certain media*

*Source:* WHO/EUR/02/5041305

*Comment:* Advertising restrictions apply to national and cable TV, national radio and local magazines and newspapers. There are no advertising regulations on international magazines and newspapers.

#### *Advertising in certain locations*

*Source:* WHO/EUR/02/5041305

*Comment:* Advertising is restricted on billboards and outdoor walls. Point of sale, kiosk and cinema advertisements are not regulated.

#### *Sales to minors*

*Source:* WHO/EUR/02/5041305

*Comment:* The minimum age to purchase tobacco products is 18 years.

#### *Label design on packaging*

*Source:* WHO/EUR/02/5041305

*Comment:* Restrictions apply to the placing of the message, color, contrast, font size, area to cover, content, number of messages and language.

### **Germany**

#### *Advertising in certain media*

*Source:* WHO/EUR/02/5041305

*Comment:* Advertising is banned on national TV, cable TV and national radio. There are no restrictions on advertising in local and international magazines or newspapers.

#### *Advertising in certain locations*

*Source:* WHO/EUR/02/5041305

*Comment:* There are no advertising regulations on billboards, outdoor walls, points of sale, kiosks or cinemas.

#### *Advertisement content or design*

*Law:* Law of 15 August 1974 for the overall reform of foodstuffs law

*Source:* IDHL (1975) 26 (3): 524-526, BASP (1994)

*Comment:* Tobacco advertisements may not create the impression that the consumption or use of tobacco products is harmless to health or is likely to have a favorable effect on the functioning of the body and physical performance. Advertisements may not be likely to induce juveniles or adolescents to smoke or make it appear that inhaling of tobacco smoke is something to be imitated. It may not be suggested that tobacco products are natural or pure.

#### *Package health warning/message*

*Law:* Ordinance of 29 October 1991 on the labeling of tobacco products

*Source:* TMA (2002)

*Comment:* The following general warning is required on all tobacco product packages: "THE EC HEALTH MINISTERS: SMOKING PRESENTS A DANGER TO YOUR HEALTH." In addition, one of the following specific rotating warnings must also be printed on cigarette packs, preceded by "THE EC HEALTH MINISTRIES": "SMOKING CAUSES CANCER," "SMOKING CAUSES CARDIOVASCULAR DISEASE," "SMOKING ENDANGERS THE HEALTH OF YOUR CHILD, EVEN DURING PREGNANCY" or "GIVING UP SMOKING REDUCES THE RISK OF SERIOUS DISEASES."

#### *Label design on packaging*

*Law:* Ordinance of 29 October 1991 on the labeling of tobacco products

*Source:* TMA (2002)

*Comment:* The general warning must be placed on the most visible broad surface. The specific warning must be placed on the other broad surface. Each must occupy 4% of the surface on which they are printed. The warnings must be clearly legible and printed in bold warning typeface. They must appear on a contrasting warning background color. The warning cannot be printed on transparent foil or any other package wrapping.

#### *Tobacco control education/promotion*

*Source:* TMA (2002)

*Comment:* An organization under the Ministry of Health organizes anti-smoking campaigns.

### **Ghana**

#### *Advertising in certain media*

*Source:* ERC (2001)

*Comment:* Advertising on television and radio is banned.

#### *Advertising in certain locations*

*Source:* ERC (2001)

*Comment:* Advertising on the outside of bars and restaurants is prohibited. Point-of-sale advertising is permitted, albeit with restrictions. Through an agreement with the tobacco industry in 1995, billboards advertising cigarettes are not permitted within view of educational establishments or facilities frequented by persons under 18 years.

#### *Sales to minors*

*Source:* TMA (2002)

*Comment:* Cigarette sales to minors are prohibited; however, the definition of minors is unknown.

#### *Smoking in educational facilities*

*Law:* Smoking Control Action

*Source:* WHO/AFRO Conference on Tobacco, 1999; WHO/TOH/CLH/90.3

#### *Smoking in health care facilities*

*Law:* Institutional Law restricting smoking in health care facilities and Schools (Government Directive); Smoking Action Control

*Source:* Thomas Fred Addo, Health, Humanitarian, and Environmental Society and Seth Koranteng, Ghana Committee on Tobacco Control; WHO/SMO/84.5, WHO/TOH/CLH/90.3

#### *Smoking on buses*

*Source:* ERC (2001)

*Comment:* Restrictions apply on State Transport, City Express, Green Line and Omnibus Services Authority operated buses. Privately-operated transport services are not included but are expected to take their cue from the public sector. Restrictions apply to cigarettes only and do not cover other tobacco products. It is unclear if this is a result of national legislation or voluntary agreement.

#### *Smoking on domestic air flights*

*Source:* TMA (2002)

*Comment:* Smoking is prohibited on Ghana airways but it is unclear if this is a company policy.

#### *Advertising health warnings/messages*

*Source:* ERC (2001)

*Comment:* Advertising in magazines, on billboards and in the cinema must carry a health warning worded "Ministry of Health: Cigarette smoking can be harmful to health." The health warning extends to all forms of advertisements for cigarettes and other tobacco products and is required to cover at least 2.5% of the advertisement.

#### *Package health warning/message*

*Source:* ERC (2001)

*Comment:* Cigarette packs must carry a health warning: "Ministry of Health: cigarette smoking can be harmful to health."

#### *Label design on packaging*

*Source:* ERC (2001)

*Comment:* Warnings are required to be placed on the side of the pack.

#### *Amount of tar*

*Source:* Seth Koranteng, Ghana Committee on Tobacco Control

#### *Amount of nicotine*

*Source:* Seth Koranteng, Ghana Committee on Tobacco Control

### **Greece**

#### *Advertising in certain media*

*Source:* WHO/EUR/02/5041305

*Comment:* Advertising is banned on national TV, cable TV and national radio. No advertising restrictions exist on local or international magazines and newspapers.

#### *Advertising in certain locations*

*Source:* WHO/EUR/02/5041305

*Comment:* There are no advertising regulations on billboards, outdoor walls, points of sale, kiosks or cinemas.

#### *Package health warning/message*

*Law:* Ministerial Decision No. A2/ik 2160 December 1990

*Source:* TMA (2002)

*Comment:* Each cigarette pack must display the following general warning: "THE MINISTRY OF HEALTH WARNS SMOKING IS HAZARDOUS TO YOUR HEALTH." In addition, one of the following specific rotating warning must be displayed: "SMOKING CAUSES CANCER," "SMOKING CAUSES HEART DISEASE," "DON'T SMOKE IF YOU WANT TO STAY HEALTHY" or "PROTECT CHILDREN, DON'T MAKE THEM BREATHE YOUR SMOKE."

#### *Label design on packaging*

*Law:* Tobacco Products' Marketing Regulation A2g/2160

*Source:* TMA (2002)

*Comment:* The general warning must be placed on the most visible broad surface. The specific warning must be placed on the other broad surface. Each must occupy 4% of the surface on which they are printed. The warnings must be clearly legible and printed in bold warning typeface. They must appear on a contrasting warning background color. The warning cannot be printed on transparent foil or any other package wrapping.

#### *Tobacco control education/promotion*

*Source:* TMA (2002)

*Comment:* The government sponsors public health anti-smoking announcements.



## Grenada

### Package health warning/message

Source: The Tobacco Atlas

## Guatemala

### Advertising in certain media

Law: Decree No 50-2000

Source: ERC (2001)

*Comment:* All advertising (including written, graphical, radio, television, films, and other electric or electronic media) requires the prior authorization of the Ministry of Public Health and Social Aid. Advertising on television programs has been prohibited before, during and after programs targeted at minors and is only permitted after 8:00 PM. The national press is allowed to carry advertisements but with similar restrictions to protect minors.

### Advertising to certain audiences

Law: Decree No 50-2000

Source: ERC (2001)

*Comment:* No advertising is permitted in cinemas during children's programming hours. The national press and outdoor media (public transport, billboards, etc) are permitted to carry advertisements but with similar restrictions to protect minors.

### Advertising in certain locations

Law: Decree No 50-2000

Source: ERC (2001)

*Comment:* Advertisements are not allowed to be less than 500 meters of entrances and exits of pre-school, elementary, junior high-schools, universities, sports complexes, hospitals or recreational areas. No advertising is permitted in cinemas during children's programming hours. Outdoor media (public transport, billboards, etc) is permitted to carry advertisements but with similar restrictions to protect minors.

### Advertisement content or design

Source: ERC (2001)

*Comment:* In general, advertisements should not contain any messages that can be considered hazardous for the individual or global health, and neither cigarettes nor tobacco should be advertised in any form that could risk the consumer's self-control. Tobacco product advertising should refer to the product and its presentation or its packs, and use of the product should not be in any case demonstrated or suggested through human models, cartoons, sports athletes or other public characters for such purpose.

### Sales to minors

Law: Guatemala Health Code of 3rd November 1997

Source: ERC (2001)

*Comment:* The minimum age to purchase tobacco products is 18 years.

### Vending machines

Law: Acuerdo Gubernativo No. 904-98, 8 de diciembre de 1998

Source: WHO Regional Office for the Americas

### Free products

Law: Guatemala Health Code of 3rd November 1997

Source: ERC (2001)

*Comment:* Promotional give-aways are prohibited. Sampling is prohibited to minors and is also banned from sporting events.

### Smoking in government buildings (incl. worksites)

Law: 1997 Guatemala Health Code

Source: ERC (2001)

*Comment:* Smoking is not allowed at State's offices.

### Smoking in private worksites

Law: 1997 Guatemala Health Code

Source: ERC (2001)

*Comment:* Smoking is restricted in offices but is permitted in factories.

### Smoking on buses

Law: Government Order 681-90

Source: ERC (2001)

### Smoking on trains

Law: Government Order 681-90

Source: ERC (2001)

### Smoking on domestic air flights

Law: Government Order 681-90

Source: ERC (2001)

### Smoking on international air flights

Law: Government Order 681-90

Source: ERC (2001)

*Comment:* Restrictions are in force on airlines operating inside and outside Guatemala.

### Smoking in restaurants

Law: 1997 Guatemala Health Code

Source: ERC (2001)

*Comment:* Establishments selling food must have segregated areas for non-smokers.

### Smoking in other public places

Law: Government Order 681-90

Source: ERC (2001)

*Comment:* Smoking in closed spaces, establishments that care for the public, as well as in open spaces used for assembly by the general public is prohibited.

### Advertising health warnings/messages

Law: decree No 50-2000

Source: ERC (2001)

*Comment:* All advertising (including written, graphical, radio, television, films, and other electric or electronic media) must carry stipulated warnings. All warnings must be legibly printed in Spanish. In all advertisements and publicity, warning messages should be included at the beginning and end of the commercial, rotating the messages.

### Package health warning/message

Law: Decree 50-2000

Source: ERC (2001)

*Comment:* A system of rotating health warnings has been introduced, as follows: "Cigarettes cause cancer," "Consumption of this product causes cardiovascular disease," "Consumption of this product causes mouth and pharynx cancer," "Smoking while pregnant may cause miscarriage or fetal malformation," and "Consumption of this product causes lung cancer." On the lateral face of the pack the warning "Consumption of this product causes serious health problems" must appear.

### Label design on packaging

Law: Decree 50-2000

Source: ERC (2001)

*Comment:* All cigarette packs manufactured in Guatemala are required to display the health warning on the front and side of the pack. The health warnings should be legibly written on the package in Spanish, with Arial black font in capital letters, font number 12 and fill 25% of the bottom space at the front of the package. The manufacturer must rotate the warnings every two weeks of production until all the warnings are used.

### Ingredient/constituent information on package label

Source: Ana Lucia Garces del Valle, National League Against Cancer

### Amount of tar

Source: Ana Lucia Garces del Valle, National League Against Cancer

### Amount of nicotine

Source: Ana Lucia Garces del Valle, National League Against Cancer

## Guinea

### Advertising in certain media

Law: Arrete No. 94/5099/Hc/CAB Portant Fixation des Tarifs Do Publicite Annonces and Abonnements a IOGP la Radiodiffusion Nationale, a la Television Nationale, al a Radio Rurale et a HOROYA AGP, Article 30

Source: NATIONS

*Comment:* Advertising is prohibited on radio and television.

### Smoking in government buildings (incl. worksites)

Law: Decree Bill No. D/97/PRG/SGG, Chapter 1

Source: NATIONS

### Smoking in private worksites

Law: Decree Bill No. D/97/PRG/SGG, Chapter 1

Source: NATIONS

*Comment:* Smoking is prohibited specifically in work areas where toxic substances, inflammable substances or pathogenic germs are handled.

### Smoking in educational facilities

Law: Decree Bill No. D/97/PRG/SGG, Chapter 1

Source: NATIONS

### Smoking in health care facilities

Law: Decree Bill No. D/97/PRG/SGG, Chapter 1

Source: NATIONS

### Smoking on buses

Law: Code of Public Health, Chapter II, Article 2

Source: NATIONS

### Smoking on trains

Law: Code of Public Health, Chapter II, Article 2

Source: NATIONS

### Smoking in taxis

Law: Code of Public Health, Chapter II, Article 2

Source: NATIONS

### Smoking on ferries

Law: Code of Public Health, Chapter II, Article 2

Source: NATIONS

### Smoking in restaurants

Law: Decree Bill No. D/97/PRG/SGG, Chapter 1

Source: NATIONS

### Package health warning/message

Law: Code of Public Health, Article 260 and Chapter III, Article 4

Source: NATIONS

### Label design on packaging

Law: Code of Public Health, Article 260 and Chapter III, Article 4

Source: NATIONS

### Ingredient/constituent information on package label

Law: Code of Public Health, Article 260 and Chapter III, Article 4

Source: NATIONS

### Amount of tar

Law: Code of Public Health, Article 260 and Chapter III, Article 4

Source: NATIONS

### Amount of nicotine

Law: Code of Public Health, Article 260 and Chapter III, Article 4

Source: NATIONS

### Amount of other ingredients/constituents

Law: Code of Public Health, Article 260 and Chapter III, Article 4

Source: NATIONS

### Product constituents as confidential information

Law: Code of Public Health, Article 260 and Chapter III, Article 4

Source: NATIONS

### Product constituents as public information

Law: Code of Public Health, Article 260 and Chapter III, Article 4

Source: NATIONS

### Constituent disclosure by brand

Law: Code of Public Health, Article 260 and Chapter III, Article 4

Source: NATIONS

### Constituent disclosure in the aggregate

Law: Code of Public Health, Article 260 and Chapter III, Article 4

Source: NATIONS

### National tobacco control committee

Law: Code of Public Health, Article 260 and Chapter III, Article 4

Source: NATIONS

#### *Tobacco control education/promotion*

*Law:* Code of Public Health, Article 260 and Chapter III, Article 4

*Source:* NATIONS

#### *Litigation enabling provisions*

*Law:* Code of Public Health, Article 260 and Chapter III, Article 4

*Source:* NATIONS

### **Guyana**

#### *Advertising in certain media*

*Source:* WHO Regional Office for the Americas

*Comment:* Advertising is banned on television (national, cable and satellite) and radio (national and international). Restrictions apply to advertising in local and international newspapers and magazines.

#### *Advertising in certain locations*

*Source:* WHO Regional Office for the Americas

*Comment:* Advertising is banned on the internet, in cinemas and rented videos. Restrictions apply to advertising on billboards and at point of sale.

#### *Package health warning/message*

*Source:* TMA (2002)

*Comment:* Voluntary agreement on health warnings states that cigarette packages must display the following warning: "Cigarettes can be dangerous to your health."

#### *Label design on packaging*

*Source:* TMA (2002)

*Comment:* By voluntary agreement, the cigarette health warning must be framed and printed in red along one side of the pack.

### **Haiti**

#### *Package health warning/message*

*Source:* The Tobacco Atlas

### **Honduras**

#### *Advertising in certain media*

*Source:* TMA (2002)

*Comment:* Advertisements are restricted by voluntary agreement. Television advertisements must not appear before 7:00 PM and radio advertisements must not air before 7:30 PM.

#### *Advertisement content or design*

*Source:* ERC (2001), TMA (2002)

*Comment:* Cigarette advertising can not be associated with sports, celebrities, national symbols or with youth. Women may not be employed as models in tobacco advertisements.

#### *Sales to minors*

*Source:* TMA (2002)

*Comment:* The minimum age to purchase tobacco products is 18 years.

#### *Smoking in health care facilities*

*Law:* Law of the Honduran Institute for the Prevention of Alcoholism and Addiction, Decree No. 136-89 of 14 October 1989 providing for control of smoking in public places

*Source:* Roemer, R. (1993), USDA, WHO/TOH /CLH /90.3

#### *Smoking on buses*

*Law:* Decree No. 136-89 of Oct. 1989

*Source:* TMA (2002)

#### *Smoking on domestic air flights*

*Law:* Decree No. 136-89 of Oct. 1989

*Source:* TMA (2002)

#### *Smoking in other public places*

*Law:* Decree No. 136-89 of Oct. 1989

*Source:* TMA (2002)

*Comment:* Smoking is prohibited in certain public places; however, these places are not specified.

#### *Advertising health warnings/messages*

*Source:* ERC (2001)

*Comment:* All events sponsored by tobacco companies where a brand name is used are required to display a health warning.

#### *Package health warning/message*

*Source:* ERC (2001)

*Comment:* Health warnings are voluntarily displayed by the leading domestic manufacturers, but only on the side of cigarette packs. Only a single warning is currently used. The warning was enlarged at the request of the local authorities during 1990s. There is no legal requirement for a rotational warning on packs.

#### *Ingredient/constituent information on package label*

*Source:* USDA

*Comment:* The amount of tar and nicotine must be identified on cigarette packages.

#### *Tobacco control education/promotion*

*Source:* TMA (2002)

*Comment:* The Institute for the Prevention of Alcoholism and Drug Abuse is sponsored by the government to coordinate government and non-government organizations and to sponsor anti-smoking education programs.

### **Hungary**

#### *Advertising in certain media*

*Source:* WHO/EUR/02/5041305

*Comment:* Advertising on national and cable TV, national radio and local magazines and newspapers is banned. Advertising in international magazines and newspapers is restricted.

#### *Advertising to certain audiences*

*Law:* The Law on Advertisement, §5, §12(1)(a, c, and d), §12(2)

*Source:* NATIONS

*Comment:* Advertisements intended for children are prohibited.

#### *Advertising in certain locations*

*Source:* WHO/EUR/02/5041305

*Comment:* Advertising on billboards, outdoor walls and cinemas is banned. There are no restrictions on advertising at points of sale or kiosks.

#### *Advertisement content or design*

*Law:* The Law on Advertisement, §12(2)(b and c), §12(3)

*Source:* NATIONS

*Comment:* Advertisements that exhibit people smoking or use celebrities to promote products are prohibited.

#### *Sales to minors*

*Source:* WHO/EUR/02/5041305

*Comment:* The minimum age to purchase tobacco products is 18 years.

#### *Place of sales*

*Law:* The Law on the Protection of the Rights of Non-Smokers and on the Prevention of Health Damage Related to Smoking, §2

*Source:* NATIONS

*Comment:* Tobacco sales are prohibited within 200 meters of schools and health care units.

#### *Smoking on domestic air flights*

*Source:* WHO/EUR/02/5041305

*Comment:* There is no domestic air transport.

#### *Advertising health warnings/messages*

*Law:* LVIII/2002

*Source:* Tibor Szilagyi, GLOBALink mail 01 February 2003

*Comment:* A general health warning is required on point of sale advertisements.

#### *Package health warning/message*

*Law:* LVIII/2002

*Source:* Tibor Szilagyi, GLOBALink mail 01 February 2003

*Comment:* Each cigarette pack must display one of the following 2 general warnings: "Smoking is harmful to your health and that of those around you!" or "Smoking may cause death." In addition, one of 14 rotating health warnings must be displayed, including "Smoking causes slowly and painful death" and "Smoking obstructs arteries, causes myocardial infarction and stroke."

#### *Label design on packaging*

*Law:* LVIII/2002

*Source:* Tibor Szilagyi, GLOBALink mail 01 February 2003

*Comment:* The general health warning must be printed on the main side of the pack, occupying at least 30% of that panel space. The rotating warning must occupy at least 40% of the back panel.

#### *Ingredient/constituent information on package label*

*Law:* LVIII/2002

*Source:* Tibor Szilagyi, GLOBALink mail 01 February 2003

*Comment:* Tar and nicotine listings are required on the narrow side of the pack and must occupy at least 10% of that space.

#### *Amount of tar*

*Law:* Joint Decree No. 36/1966 (XII. 11)

*Source:* TMA (2002)

*Comment:* Cigarette levels of tar must not exceed 15 mg. After 31 December 2006, the maximum level will be reduced to 12 mg.

#### *Tobacco control education/promotion*

*Law:* Act nr XI/1991; The Law on the Protection of the Rights of Non-Smokers and on the Prevention of Health Damage Related to Smoking; The Law on the Protection of the Rights of Non-Smokers and on the Prevention of Health Damage Related to Smoking, §2

*Source:* NATIONS

### **Iceland**

#### *Advertising in certain media*

*Source:* WHO/EUR/02/5041305

*Comment:* Advertising on national and cable TV, national radio and local magazines and newspapers is banned. Advertising in international magazines and newspapers is not restricted.

#### *Advertising in certain locations*

*Source:* WHO/EUR/02/5041305

*Comment:* Advertising is banned on billboards and outdoor walls, at points of sales and kiosks and in cinemas.

#### *Sponsorship or promotion for certain audiences*

*Law:* The Icelandic Tobacco Act

*Source:* TMA (2002)

#### *Sponsorship advertising of events*

*Law:* The Icelandic Tobacco Act

*Source:* TMA (2002)

#### *Sales to minors*

*Source:* WHO/EUR/02/5041305

*Comment:* The minimum age to purchase tobacco products is 18 years.

#### *Place of sales*

*Law:* The Icelandic Tobacco Act

*Source:* TMA (2002)

*Comment:* Tobacco products may not be sold in schools or institutions for minors.

#### *Vending machines*

*Law:* Law No. 74 of 28 May 1984 on the prevention of the use of tobacco

*Source:* WHO/TOH/CLH/90.3, IDHL (1984) 35 (4): 772-775

#### *Smoking on trains*

*Source:* WHO/EUR/02/5041305

*Comment:* There are no railways.

#### *Smoking in other public places*

*Law:* The Icelandic Tobacco Act

*Source:* TMA (2002)

*Comment:* Smoking is prohibited in establishments open to or used by the public.

#### *Advertising health warnings/messages*

*Source:* WHO/EUR/02/5041305

*Comment:* Complete ban on tobacco advertising.

#### *Package health warning/message*

*Law:* Regulation Concerning Warnings On Tobacco Products

*Source:* TMA (2002)

*Comment:* Cigarette packs must carry one of the following rotating warnings: "Smoking during pregnancy endangers the health of the mother and child,"

"Smoking may damage your arteries and cause heart attacks," "Protect children from tobacco smoke," "If you stop smoking you improve your health," "Smoking is a health problem you can solve," "Hundreds of Icelanders die each year due to smoking" or "Tobacco smoke pollutes the air and is a health hazard." The words "Director General of Public Health" must appear after each warning.

#### *Label design on packaging*

*Law:* Regulation Concerning Warnings On Tobacco Products

*Source:* TMA (2002)

*Comment:* The warning shall appear on the front or back of individual packs. The size must be 30 x 40 mm. Warnings cannot be printed on the transparent foil or any other external wrappings.

#### *Tobacco control education/promotion*

*Source:* TMA (2002)

*Comment:* The Ministry of Education, in consultation with the Ministry of Health and Social Security, conducts educational and informational campaigns on smoking and health.

### **India**

#### *Advertising in certain media*

*Source:* ERC (2001)

*Comment:* Advertising is banned on television and commercial radio stations. Press advertising is permitted.

#### *Advertising to certain audiences*

*Source:* TMA (2002)

*Comment:* By voluntary agreement, advertisements must not encourage minors to use tobacco products.

#### *Advertising in certain locations*

*Source:* ERC (2001)

*Comment:* Advertising is banned in certain government owned premises. Outdoor (poster/billboard) and cinema advertising is permitted, although billboard advertising is restricted in certain areas including some sporting grounds.

#### *Advertisement content or design*

*Source:* TMA (2002)

*Comment:* By voluntary agreement, advertisements are not allowed to overtly encourage minors or induce non-smokers to start smoking. Advertisements may not suggest that smoking is associated with success or sexuality. Anyone holding a cigarette in the advertisement must clearly be at least 25 years old.

#### *Sales to minors*

*Law:* Tobacco Products Bill 2000

*Source:* ERC (2001)

*Comment:* The minimum age to purchase tobacco products is 18 years.

#### *Place of sales*

*Law:* Tobacco Products Bill 2000

*Source:* ERC (2001)

*Comment:* Tobacco products may not be sold within 100 meters of educational institutions. It was reported that the restrictions placed on tobacco product sales by this Bill were being ignored by several states, leading to an order by the Indian Supreme Court in November 2001 to all state governments to implement the new restrictions.

#### *Smoking in private worksites*

*Law:* Tobacco Products Bill 2000

*Source:* ERC (2001)

*Comment:* The Indian Supreme Court in November 2001 ordered all state governments to implement the new restrictions.

#### *Smoking on buses*

*Source:* WTF (2001)

*Comment:* Smoking is banned on air conditioned buses.

#### *Smoking on trains*

*Source:* WTF (2001)

*Comment:* Smoking is banned on air-conditioned chair cars and air-conditioned sleeper coaches in trains and sub-trains.

#### *Smoking on international air flights*

*Source:*

<http://ostpxweb.dot.gov/policy/safety/smoke3.htm>

*Comment:* Smoking is prohibited on Air India for India-Europe and Transatlantic flights by voluntary agreement.

#### *Smoking in restaurants*

*Source:* WTF (2001)

*Comment:* Smoking in restaurants is restricted to designated areas.

#### *Smoking in nightclubs and bars*

*Law:* Indian Penal Code

*Source:* Sharad Vaidya, NOTE India

#### *Smoking in other public places*

*Source:* ERC (2001)

*Comment:* Smoking is banned in cinema halls, theaters and government run stadiums.

#### *Advertising health warnings/messages*

*Source:* ERC (2001)

*Comment:* Health warnings are required on cinema, outdoor and press advertisements for tobacco products.

#### *Manufacturing licensure*

*Source:* ERC (2001)

*Comment:* Manufacturers' capacity is subject to a licensing system, which may place a ceiling on production.

#### *Package health warning/message*

*Law:* The cigarette (regulation of production, supply and distribution) Act No. 49, 1975

*Source:* TMA (2002)

*Comment:* A single warning is in use with the wording as follows: "Statutory warning -cigarette is injurious to health." Health warnings are required on other tobacco product packages, except bidis, cheroots and cigars.

#### *Label design on packaging*

*Law:* The cigarette (regulation of production, supply and distribution) Act No. 49, 1975

*Source:* TMA (2002)

*Comment:* The warning must appear on not less than one of the largest panels of the package. It must be clearly legible and prominent as to size and color. The lettering must be bold and in contrast to the background. Before opened, the warning must be visible to the consumer. The warning is to be displayed in English, the Indian language or both.

#### *Ingredient/constituent information on package label*

*Law:* Tobacco Products (Prohibition of Advertisement and Regulation) Bill

*Source:* ERC (2001)

*Comment:* The Indian government has introduced proposals that seek to force manufacturers of cigarettes to display tar and nicotine levels on packs in English and Hindi. Criticism has been levied because warnings would not apply to other tobacco products such as bidis. This requirement is not yet law with no action as yet taken even at a state level.

#### *Tobacco control education/promotion*

*Source:* TMA (2002)

*Comment:* The National Conference on Tobacco and Health, under the direction of the Health and Welfare Minister, conducts anti-smoking campaigns.

### **Indonesia**

#### *Advertising in certain media*

*Law:* Regulation Number 38, Article 17(2)

*Source:* WHO Southeast Asia Regional Office

*Comment:* Advertising is restricted to electronic media, printed media and outdoor media.

#### *Advertising in certain locations*

*Law:* Regulation Number 81, Article 17(2); Elucidation on the Government Regulation Number 81 of Year 1999, Article 17

*Source:* NATIONS

*Comment:* Advertising is restricted to printing and outdoor media (billboards and electronic billboards according to the elucidation).

#### *Advertisement content or design*

*Law:* Regulation Number 81, Article 18

*Source:* NATIONS

*Comment:* It is prohibited to exhibit smoking activity, children or pregnant women in tobacco advertisements.

#### *Vending machines*

*Law:* Regulation Number 81, Article 16; Elucidation on the Government Regulation Number 81 of Year 1999, Article 16

*Source:* NATIONS

*Comment:* Vending machines are restricted to certain places that are not accessible to children.

#### *Free products*

*Law:* Regulation Number 81, Article 21

*Source:* NATIONS

#### *Smoking in government buildings (incl. worksites)*

*Source:* TMA (2002)

*Comment:* Smoking is restricted to designated areas in all offices of the Ministry of Health.

#### *Smoking in educational facilities*

*Law:* Regulation Number 81, Article 23(1)

*Source:* NATIONS

#### *Smoking in health care facilities*

*Law:* Regulation Number 81, Article 23(1)

*Source:* NATIONS

#### *Smoking on buses*

*Law:* Regulation Number 81, Article 23(1); Article 23(2)

*Source:* NATIONS

*Comment:* If voluntary designated smoking areas are not employed, then ban is in effect.

#### *Smoking on trains*

*Law:* Regulation Number 81, Article 23(1); Article 23(2)

*Source:* NATIONS

*Comment:* If voluntary designated smoking areas are not employed, then ban is in effect.

#### *Smoking in taxis*

*Law:* Regulation Number 81, Article 23(1); Article 23(2)

*Source:* NATIONS

*Comment:* If voluntary designated smoking areas are not employed, then ban is in effect.

#### *Smoking on ferries*

*Law:* Regulation Number 81, Article 23(1); Article 23(2)

*Source:* NATIONS

*Comment:* If voluntary designated smoking areas are not employed, then ban is in effect.

#### *Smoking on domestic air flights*

*Law:* Regulation Number 81, Article 23(1); Article 23(2)

*Source:* NATIONS

*Comment:* If voluntary designated smoking areas are not employed, then ban is in effect.

#### *Advertising health warnings/messages*

*Law:* Regulation Number 81, Article 20

*Source:* NATIONS

#### *Manufacturing licensure*

*Law:* Regulation Number 81, Part Four, Article 10

*Source:* NATIONS

#### *Package health warning/message*

*Source:* TMA (2002)

*Comment:* The following warning must be placed on all packs of cigarettes and kreteks written in the local language: "Government Warning: Smoking Can Be Harmful To Health."

#### *Label design on packaging*

**Law:** Regulation Number 81, Article 6(2); Article 9(2); Article 14

**Source:** NATIONS

#### *Ingredient/constituent information on package label*

**Law:** Regulation Number 81, Article 6(1)

**Source:** NATIONS

**Comment:** Levels of tar and nicotine must be included on packaging.

#### *Amount of tar*

**Law:** Regulation Number 81

**Source:** WHO Southeast Asia Regional Office

**Comment:** Cigarette levels of tar may not exceed 20 mg. Clove cigarettes, however, do not comply with this regulation and research has found that the most popular clove cigarettes have a tar content of 65.5 mg/cigarette.

#### *Amount of nicotine*

**Law:** Regulation Number 81

**Source:** WHO Southeast Asia Regional Office

**Comment:** Cigarette levels of nicotine may not exceed 1.5 mg. Clove cigarettes, however, do not comply with this regulation and research has found that the most popular clove cigarettes have a nicotine content of 3.5 mg/cigarette.

#### *Amount of other ingredients/constituents*

**Law:** Regulation Number 81, Article 11; Elucidation on the Government Regulation Number 81 of Year 1999, Article 11

**Source:** NATIONS

**Comment:** Ingredients related to taste, aroma, coloring or drugs (unspecified) are regulated by law.

#### *Product constituents as public information*

**Law:** Regulation Number 81, Article 15(1-3)

**Source:** NATIONS

#### *National tobacco control committee*

**Law:** Elucidation on the Government Regulation Number 81 of Year 1999, Article 28

**Source:** NATIONS

#### *Tobacco control education/promotion*

**Law:** Regulation Number 81, Article 26-31, Article 33-34; Elucidation on the Government Regulation Number 81 of Year 1999, Article 31

**Source:** NATIONS

### **Iran (Islamic Republic of)**

#### *Brand stretching*

**Law:** Prohibition of Smoking and Cigarette Use in Public Places, Article 2, Note 2; The By-Law to Decrease Tobacco Use, Article 2 (C) and Article 4

**Source:** NATIONS

**Comment:** According to the law, "any sorts of propaganda and ads which might encourage smoking is forbidden."

#### *Smoking in government buildings (incl. worksites)*

**Law:** The Regulation on Banning the Usage and Distribution of Cigarettes and Other Kinds of Tobacco Products in Public Places, §2

**Source:** NATIONS

#### *Smoking in private worksites*

**Law:** Prohibition of Smoking and Cigarette Use in Public Places, Article 1, Note 1

**Source:** NATIONS

**Comment:** Factories are specifically banned.

#### *Smoking in educational facilities*

**Law:** Prohibition of Smoking and Cigarette Use in Public Places, Article 1, Note 1

**Source:** NATIONS

#### *Smoking in health care facilities*

**Law:** Prohibition of Smoking and Cigarette Use in Public Places, Article 1, Note 1

**Source:** NATIONS

#### *Smoking on buses*

**Law:** Prohibition of Smoking and Cigarette Use in Public Places, Article 1, Note 1

**Source:** NATIONS

#### *Smoking on trains*

**Law:** Prohibition of Smoking and Cigarette Use in Public Places, Article 1, Note 1

**Source:** NATIONS

#### *Smoking in taxis*

**Law:** Prohibition of Smoking and Cigarette Use in Public Places, Article 1, Note 1

**Source:** NATIONS

#### *Smoking on ferries*

**Law:** Prohibition of Smoking and Cigarette Use in Public Places, Article 1, Note 1

**Source:** NATIONS

#### *Smoking on domestic air flights*

**Law:** The Regulation on Banning the Usage and Distribution of Cigarettes and Other Kinds of Tobacco Products in Public Places, §1

**Source:** NATIONS

#### *Smoking on international air flights*

**Law:** The Regulation on Banning the Usage and Distribution of Cigarettes and Other Kinds of Tobacco Products in Public Places, §1

**Source:** NATIONS

**Comment:** Smoking is prohibited on international flights with flight times of less than 4.5 hours.

#### *Smoking in restaurants*

**Law:** Prohibition of Smoking and Cigarette Use in Public Places, Article 1, Note 1

**Source:** NATIONS

#### *Smoking in nightclubs and bars*

**Law:** Prohibition of Smoking and Cigarette Use in Public Places, Article 1, Note 1

**Source:** NATIONS

#### *Smoking in other public places*

**Source:** TMA (2002)

**Comment:** Smoking is prohibited in public places including in holy sites, mosques, factories, department stores, hotels, museums, libraries, cinemas and sports arenas.

#### *Package health warning/message*

**Source:** TMA (2002)

**Comment:** Cigarette packs must carry the health warning "Smoking is dangerous to your health."

#### *National tobacco control committee*

**Law:** The Regulation on Banning the Usage and Distribution of Cigarettes and Other Kinds of Tobacco Products in Public Places, §4

**Source:** NATIONS

**Comment:** The national program is the National Anti-Smoking Campaign.

#### *Tobacco control education/promotion*

**Law:** The By-Law to Decrease Tobacco Use, Article 2

**Source:** NATIONS

**Comment:** The Ministry of Culture & Islamic Guidance and IRIB adopt and carry out anti-smoking programs in order to prevent youth addiction.

### **Iraq**

#### *Advertising in certain media*

**Source:** The Tobacco Atlas

#### *Advertising to certain audiences*

**Source:** The Tobacco Atlas

#### *Advertising in certain locations*

**Source:** The Tobacco Atlas

#### *Place of sales*

**Law:** Resolution 24 of the Health Ministers of the Arab Gulf States, January 1980

**Source:** Roemer, R. (1993)

**Comment:** Iraq requests that airlines not sell any tobacco on board their aircraft.

#### *Smoking on buses*

**Source:** TMA (2002)

**Comment:** Administrative measures exist for the limitation of smoking on public transport.

#### *Smoking on trains*

**Source:** TMA (2002)

**Comment:** Administrative measures exist for the limitation of smoking on public transport.

#### *Smoking in taxis*

**Source:** TMA (2002)

**Comment:** Administrative measures exist for the limitation of smoking on public transport.

#### *Smoking on ferries*

**Source:** TMA (2002)

**Comment:** Administrative measures exist for the limitation of smoking on public transport.

#### *Smoking on domestic air flights*

**Source:** ERC (2001)

**Comment:** Restrictions are known to be in place on airlines operating within Iraq, with a self-imposed ban restricting smoking or the provision of areas for non-smokers.

#### *Smoking in other public places*

**Source:** TMA (2002)

**Comment:** Smoking is banned in cinemas.

#### *Package health warning/message*

**Source:** ERC (2001)

**Comment:** Health warnings have been required on all packs since 1981. The warning is as follows: "Smoking is the main cause of lung cancer, lung diseases and of heart and artery diseases."

#### *Label design on packaging*

**Source:** ERC (2001)

**Comment:** Warnings must be printed in English and Arabic.

#### *Ingredient/constituent information on package label*

**Law:** Letter from the Minister of Trade in May 1992

**Source:** ERC (2001)

**Comment:** The levels of tar and nicotine must be printed on the packaging.

#### *Amount of tar*

**Source:** ERC (2001)

**Comment:** Cigarette tar levels must not exceed 12 mg.

#### *Amount of nicotine*

**Source:** ERC (2001)

**Comment:** Cigarette levels of nicotine must not exceed 0.8 mg.

### **Ireland**

#### *Advertising in certain media*

**Source:** WHO/EUR/02/5041305

**Comment:** Advertising is banned on national and cable TV, national radio and in local magazines and newspapers. Advertising is restricted in international magazines and newspapers.

#### *Advertising in certain locations*

**Source:** WHO/EUR/02/5041305

**Comment:** Advertising is banned on billboards, outdoor walls and cinemas. Advertising is restricted at points of sales and kiosks.

#### *Advertisement content or design*

**Law:** The Tobacco Products (Control of Advertising, Sponsorship and Sales Promotion) Regulations, 1986 [S.I. No.7 of 1986] revoked

**Source:** IDHL (1986) 37 (1): 48-49, text of law read by American Cancer Society

**Comment:** Advertising is limited to brand name, emblem, corporate name, representation of the product, place of manufacture, type, size, quantity and price. Advertisements may not include personal testimonial for a particular brand by any group or class of people.

#### *Sponsorship or promotion for certain audiences*

**Law:** Tobacco Products (Control of Advertising, Sponsorship and Sales Promotion) Regulations 1986

**Source:** TMA (2002)

**Comment:** Sponsorship of sports events in which the participants are mainly under 18 years old is prohibited.

#### *Sponsorship advertising of events*

Source: TMA (2002)

*Comment:* Sponsorship is limited to basic information about the event. The mention or picture of tobacco products is prohibited.

#### *Sales to minors*

Source: WHO/EUR/02/5041305

*Comment:* The minimum age to purchase tobacco products is 18 years.

#### *Misleading information on packaging*

Source: ERC (2001)

*Comment:* The terms 'low tar,' 'light,' 'mild' and 'ultra' are prohibited.

#### *Smoking in government building (incl. worksites)*

Source: WHO/EUR/02/5041305;

<http://www.doh.ie/pressroom/pr/20030130.html>

*Comment:* A draft law prohibiting smoking in places of work is expected to come into force 01 January 2004.

#### *Smoking in private worksites*

Source: WHO/EUR/02/5041305;

<http://www.doh.ie/pressroom/pr/20030130.html>

*Comment:* A draft law prohibiting smoking in places of work is expected to come into force 01 January 2004.

#### *Smoking in restaurants*

Source: WHO/EUR/02/5041305;

<http://www.doh.ie/pressroom/pr/20030130.html>

*Comment:* A draft law prohibiting smoking in places of work, including restaurants, is expected to come into force 01 January 2004.

#### *Smoking in nightclubs and bars*

Source: WHO/EUR/02/5041305;

<http://www.doh.ie/pressroom/pr/20030130.html>

*Comment:* A draft law prohibiting smoking in places of work, including pubs, is expected to come into force 01 January 2004.

#### *Smoking in other public places*

Source: ERC (2001)

*Comment:* Smoking is banned in enclosed public places.

#### *Advertising health warnings/messages*

Source: TMA (2002)

*Comment:* Advertising is permitted at the point of sale only. All advertisements must display the warning "SMOKING IS A HEALTH HAZARD." In addition, one of the following must also appear on the advertisements: "SMOKING KILLS," "SMOKERS DIE YOUNGER," "SMOKING CAUSES CANCER" or "SMOKING CAUSES HEART DISEASE." The warning statements must occupy 15% of the total advertisement space.

#### *Package health warning/message*

Law: Tobacco Products (Control of Advertising, Sponsorship and Sales Promotion) Regulations 1991  
Source: TMA (2002)

*Comment:* Each cigarette package must rotate the following mandatory health warnings: "SMOKING CAUSES CANCER" and "SMOKING CAUSES HEART DISEASE." The attribution on the warning can either read "Government Warning" or "Irish Government Warning." From the following list of 6 warnings, 3 must be rotated: "SMOKERS DIE YOUNGER," "SMOKING KILLS," "SMOKING WHEN PREGNANT HARMS YOUR BABY," "STOPPING SMOKING REDUCES THE RISK OF SERIOUS DISEASE," "DON'T SMOKE IF YOU WANT TO STAY HEALTHY," or "SMOKING CAUSES FATAL DISEASES."

#### *Label design on packaging*

Law: Tobacco Products (Control of Advertising, Sponsorship and Sales Promotion) Regulations 1991  
Source: WHO/EUR/02/5041305, TMA (2002)

*Comment:* Placing of the message, color, contrast and language of health warnings are regulated. The warning must occupy 4% of the back surface. The warning must be printed in bold capital letters. The warnings are to be rotated on an equal basis.

#### *Tobacco control education/promotion*

Source: WTF (2001)

*Comment:* The government launched a nationwide school education campaign against smoking in 2000.

#### **Israel**

##### *Advertising in certain media*

Source: WHO/EUR/02/5041305

*Comment:* Advertising on national TV and radio is banned. There is no data available for advertising on cable TV, local magazines and newspapers or international magazines and newspapers.

##### *Advertising to certain audiences*

Law: Tobacco Products for Smoking (Restriction on Advertising) Law, §3(4)

Source: NATIONS

*Comment:* Printed advertisements may not be aimed at children

##### *Advertising in certain locations*

Law: Tobacco Products for Smoking (Restriction on Advertising) Law, §4(d)

Source: NATIONS

*Comment:* Advertisements are restricted to the business premises or on the vehicles related to the tobacco industry.

##### *Advertisement content or design*

Law: Tobacco Products for Smoking (Restriction on Advertising) Law, §4(c), §5

Source: NATIONS

*Comment:* Permitted signs can only include a trademark, a trade name, a representation of the package and an indication of the place of sale.

##### *Free products*

Law: Tobacco Products for Smoking (Restriction on Advertising) Law, §8(b)

Source: NATIONS

##### *Smoking on buses*

Law: Restriction On Smoking (Public Places) Law, Schedule 1, §7

Source: NATIONS

##### *Smoking in taxis*

Law: Restriction On Smoking (Public Places) Law, Schedule 1, §8

Source: NATIONS

##### *Smoking in other public places*

Law: The Restriction on Smoking (Public Places) Law, 1983

Source: TMA (2002)

##### *Advertising health warnings/messages*

Law: Tobacco Products for Smoking (Restriction on Advertising) Law, §4(b), §7, §16(b)

Source: NATIONS, TMA (2002)

*Comment:* The same warning printed on tobacco product packs is required on advertisements. The warning in print ads must be printed in clear letters of a minimum size of 12 points of black ink. The warning on outdoor or poster advertisements must be clearly legible from a reasonable distance. §16(b) states, however, that "health warnings are not required on electric signs installed before 1983."

##### *Package health warning/message*

Law: Tobacco Products for Smoking (Restriction on Advertising) Law, 5743-1983

Source: TMA (2002)

*Comment:* The following warning is required on all packages of tobacco products: "Warning- The Ministry of Health Declares that Smoking is Harmful to Health."

##### *Label design on packaging*

Law: Tobacco Products for Smoking (Restriction on Advertising) Law, 5743-1983

Source: TMA (2002)

*Comment:* The warning must be printed in Hebrew, in black print, clearly legible in 8 point Frank Ruehl letters. The word "Warning" must be underlined.

#### *Tobacco control education/promotion*

Source: TMA (2002)

*Comment:* Government anti-smoking messages are played on television.

#### **Italy**

##### *Advertising in certain media*

Source: WHO/EUR/02/5041305

*Comment:* Advertising on national and cable TV, national radio, local magazines and newspapers, and international magazines and newspapers is banned.

##### *Advertising in certain locations*

Source: WHO/EUR/02/5041305

*Comment:* Advertising is banned on billboards and outdoor walls, at points of sales and kiosks and in cinemas.

##### *Sponsorship or promotion for certain audiences*

Source: TMA (2002)

*Comment:* Tobacco sponsorship has been banned by legislation since 1983.

##### *Sponsorship advertising of events*

Source: TMA (2002)

*Comment:* Tobacco sponsorship has been banned by legislation since 1983.

##### *Sales to minors*

Source: WHO/EUR/02/5041305

*Comment:* The minimum age to purchase tobacco products is 16 years.

##### *Smoking in other public places*

Law: Law No. 584 of 11 November 1975 prohibiting smoking in specified premises and on means of public transportation

Source: IDHL (1977) 28 (3): 621, BASP (1994), ERC (1999)

*Comment:* Smoking is prohibited in premises used for public meetings, cinemas and theaters, dance halls, betting shops, academic lecture theaters, museums, libraries, reading rooms open to the public, and private and public art galleries. The law also sets fines for owners or managers of the premises not respecting the law.

##### *Advertising health warnings/messages*

Source: WHO/EUR/02/5041305

*Comment:* Complete ban on tobacco advertising.

##### *Package health warning/message*

Law: Decree of 16 July 1991

Source: TMA (2002)

*Comment:* Each cigarette pack must state "DAMAGING TO HEALTH." In addition, rotating health warnings must be displayed. The rotating warnings are as follows: "CIGARETTE SMOKING CAUSES HEART-LUNG DISEASE," "PREGNANT MOTHERS, SMOKING DAMAGES YOUR CHILD'S HEALTH," "PROTECT CHILDREN, DON'T MAKE THEM BREATHE YOUR SMOKE," "MORE PEOPLE ARE KILLED BY CIGARETTES EVERY YEAR THAN DIE IN ROAD ACCIDENTS" and "SMOKING HURTS THOSE AROUND YOU."

##### *Label design on packaging*

Law: Decree of 16 July 1991

Source: TMA (2002)

*Comment:* The general warning must be printed on the front of the pack. The specific rotating warning must be printed on the back. Both must be clear and legible, printed on a contrasting background and printed in a place that will not be damaged when the pack is opened. The warnings must occupy at least 4% of the surface on which they are printed. The warnings cannot be printed on the transparent foil or any other external wrapping.

##### *Tobacco control education/promotion*

Source: TMA (2002)

*Comment:* Health education in Italy is carried out at the regional or local level rather than the national level.

## Jamaica

### *Advertising in certain media*

Source: PAHO (1992), TMA (1999)

Comment: A voluntary ban is in place on tobacco advertising on television by Carreras Ltd., 1989.

### *Advertising in certain locations*

Source: PAHO (1992), TMA (1999)

Comment: A voluntary ban is in place on tobacco advertising in cinema films by Carreras Ltd., 1989.

### *Smoking on domestic air flights*

Source:

<http://www.ostpxweb.dot.gov/policy/safety/smoke2.html>

Comment: Smoking is prohibited on Air Jamaica Limited airlines, Jamaica's only domestic carrier, by voluntary agreement.

### *Package health warning/message*

Source: PAHO (1992)

Comment: Health warnings are printed on cigarette packs by Carreras Ltd. through a voluntary agreement.

## Japan

### *Advertising in certain media*

Source: NATIONS

Comment: The Japan Tobacco Industry Association's self-regulations restrict media types.

### *Advertising to certain audiences*

Source: TMA (2002)

Comment: By voluntary code, advertisements are not targeted at women or youth.

### *Sales to minors*

Law: Law (No. 134 of 2000) on Prohibition of Smoking by Minors, Article 4

Source: NATIONS

Comment: The minimum age to purchase tobacco products is 20 years.

### *Vending machines*

Law: Tobacco Industry Law (No. 618 of 1984) of Japan, Article 23(3); Tobacco Industry Law Enforcement Regulations (Ministerial Ordinance No. 5 of 1985), Article 20(3)

Source: NATIONS

Comment: The sale of tobacco products is restricted from areas where minors have access.

### *Free products*

Source: NATIONS

Comment: According to the Law Library of Congress's analysis, The Japan Tobacco Industry Association's self-regulations restrict the distribution of free samples.

### *Smoking in government buildings (incl. worksites)*

Law: Ministry of Labor Directive No. 75

Source: NATIONS

Comment: The Ministry of Labor recommends that employers generally establish designated smoking areas.

### *Smoking in private worksites*

Law: Ministry of Labor Directive No. 75

Source: NATIONS

Comment: The Ministry of Labor recommends that employers generally establish designated smoking areas.

### *Smoking in educational facilities*

Law: Ministry of Labor Directive No. 75

Source: NATIONS

Comment: The Ministry of Labor recommends that employers generally establish designated smoking areas.

### *Smoking in health care facilities*

Law: Ministry of Health and Welfare Joint Notice No. 59

Source: NATIONS

### *Smoking on buses*

Law: Ministry of Transportation Regulation No. 6 of 1999, Articles 42 and 53

Source: NATIONS

Comment: Smoking is banned on public buses. Private buses with only seated passengers must have designated smoking areas.

### *Smoking on trains*

Source: NATIONS

Comment: According to the Law Library of Congress's analysis, Japan Railways has established designated smoking areas for commuter trains.

### *Smoking on domestic air flights*

Source: NATIONS

Comment: According to the Law Library of Congress's analysis, private airlines have banned smoking.

### *Smoking on international air flights*

Source: NATIONS

Comment: According to the Law Library of Congress's analysis, private airlines have banned smoking.

### *Advertising health warnings/messages*

Law: Ministry of Finance Notification No. 176 of 1989

Source: NATIONS

### *Manufacturing licensure*

Law: Tobacco Industry Law (No. 618 of 1984) of Japan, Article 8

Source: NATIONS

Comment: The Japan Tobacco Company is the sole producer of tobacco products in Japan.

### *Package health warning/message*

Law: Tobacco Industry Law (No. 618 of 1984) of Japan, Article 39(1); Tobacco Industry Law Enforcement Regulations (Ministerial Ordinance No. 5 of 1985), Article 36 and Appendix

Source: NATIONS

### *Ingredient/constituent information on package label*

Source: ERC (2001)

Comment: Cigarette levels of tar and nicotine must be specified on package labels.

## Jordan

### *Advertising in certain media*

Source: The Tobacco Atlas

### *Advertising to certain audiences*

Source: The Tobacco Atlas

### *Advertising in certain locations*

Source: The Tobacco Atlas

### *Sponsorship or promotion for certain audiences*

Source: EMRO

Comment: Sponsorship of sporting or artistic events is banned.

### *Sales to minors*

Law: October 2001 Royal Decree

Source: ERC (2001)

Comment: The minimum age to purchase tobacco products is 18 years.

### *Free products*

Law: Rule 64 of August 1977

Source: ERC (2001)

### *Single cigarette sales*

Law: Rules No. 64 of 10 August 1977

Source: IDHL (1982) 33 (2): 283, M. Bassam Qasem, Jordanian Anti-Smoking Society

### *Smoking in private worksites*

Source: ERC (2001)

Comment: Smoking has been prohibited in all public access areas at work during working hours. Segregated areas for smokers are required.

### *Smoking on buses*

Law: Rule No 64 of 1977

Source: ERC (2001)

### *Smoking on trains*

Law: Rule No 64 of 1977

Source: ERC (2001)

### *Smoking in taxis*

Law: Rule No 64 of 1977

Source: ERC (2001)

### *Smoking on domestic air flights*

Source: ERC (2001)

Comment: Royal Jordanian Airlines voluntarily banned smoking on all short-haul flights in July 1998.

### *Smoking on international air flights*

Source: ERC (2001)

Comment: International flights between Amman and Damascus, Syria are smoke-free by voluntary agreement on Royal Jordanian Airlines.

### *Smoking in restaurants*

Source: ERC (2001)

Comment: Designated smoking areas are required to be set aside.

### *Smoking in nightclubs and bars*

Source: ERC (2001)

Comment: Designated smoking areas are required to be set aside.

### *Smoking in other public places*

Source: ERC (2001)

Comment: Designated smoking areas are required to be set aside.

### *Package health warning/message*

Law: Rule 64 of August 1977, Ordinance No 1 of the Ministry of Health

Source: ERC (2001)

Comment: The warning text required is specified by legislation. The health warning is as follows: "Government warning - Smoking is a major cause of cancer, diseases of the lung, and diseases of the heart and arteries."

### *Label design on packaging*

Law: Rule 64 of August 1977, Ordinance No 1 of the Ministry of Health

Source: ERC (2001)

Comment: The health warning must be printed in red lettering and be placed on a conspicuous part of the pack. The warning must be written in Arabic.

### *Ingredient/constituent information on package label*

Law: Jordan Standards and Measures order No JS446

Source: ERC (2001)

Comment: Since 01 January 1998, nicotine, tar ratios, and carbon monoxide yields must be displayed in Arabic on the cigarette pack.

### *Amount of tar*

Law: Jordanian Standard Specification 446 (1997)

Source: NATIONS

Comment: Cigarette levels of tar must not exceed 12 mg.

### *Amount of nicotine*

Law: Jordanian Standard Specification 446 (1997)

Source: NATIONS

Comment: Cigarette levels of nicotine must not exceed 1 mg.

### *Amount of other ingredients/constituents*

Law: Jordanian Standard Specification 446 (1997)

Source: NATIONS

Comment: Cigarette levels of carbon monoxide must not exceed 15 mg.

## Kazakhstan

### *Advertising in certain media*

Source: WHO/EUR/02/5041305, TMA (2002)

Comment: Advertising on national TV and radio is subject to restrictions. Television and radio advertisements may not appear between 7:00 AM and 11:00 PM. There are no restrictions on advertising on cable TV, in local magazines and newspapers or in international magazines and newspapers.

### *Advertising to certain audiences*

Source: ERC (2001)

Comment: Press advertising must not be directed at children or youths.

### *Advertising in certain locations*

Source: WHO/EUR/02/5041305

Comment: Advertisements on billboards, outdoor walls, points of sales, kiosks and cinemas are not regulated.

### *Advertisement content or design*

Source: ERC (2001), TMA (2002)

Comment: Restrictions on endorsements and use of people apply. The use of celebrities or public figures is prohibited.

#### *Smoking in educational facilities*

*Source:* <http://www.eurasianet.org/resource/kazakhstan/hypermail/news/0003.shtml>

*Comment:* As of April 01, 2003 smoking in schools and universities is prohibited.

#### *Smoking in health care facilities*

*Source:* <http://www.eurasianet.org/resource/kazakhstan/hypermail/news/0003.shtml>

*Comment:* As of April 01, 2003 smoking in hospitals is prohibited.

#### *Smoking in taxis*

*Source:* <http://www.eurasianet.org/resource/kazakhstan/hypermail/news/0003.shtml>

#### *Smoking in other public places*

*Source:* <http://www.eurasianet.org/resource/kazakhstan/hypermail/news/0003.shtml>

*Comment:* As of April 01, 2003 smoking in cinemas, theaters and exhibitions is prohibited.

#### *Label design on packaging*

*Source:* WHO/EUR/02/5041305, TMA (2002)

*Comment:* The warning must be in Kazakh and Russian. There are no regulations on placement, color, contrast, font size, area to cover, content or number of messages.

#### **Kenya**

##### *Advertising health warnings/messages*

*Law:* Kenya Subsidiary Legislation, 14 November 1989

*Source:* TMA (2002)

*Comment:* All advertisements must contain a health warning in English and Swahili.

##### *Package health warning/message*

*Law:* Public Health (Warning on Cigarette Smoking) Rules, 1984./Legal Notice No. 122

*Source:* TMA (2002)

*Comment:* All cigarettes sold in Kenya must display the following warning: "MINISTRY OF HEALTH WARNING: CIGARETTE SMOKING CAN BE HARMFUL TO YOUR HEALTH."

##### *Label design on packaging*

*Source:* TMA (2002)

*Comment:* The health warning must be printed on the front of the pack or one of the narrow sides of the pack. The warning must not appear on the bottom or top of packs. The warning must be printed clearly and in identical letter size.

#### **Kiribati**

##### *Advertising in certain media*

*Source:* WPRO (2000)

##### *Advertising to certain audiences*

*Source:* WPRO (2000)

##### *Advertising in certain locations*

*Source:* WPRO (2000)

##### *Advertisement content or design*

*Source:* WPRO (2000)

##### *Place of sales*

*Source:* WPRO (2000)

##### *Smoking in government buildings (incl. worksites)*

*Source:* WPRO (2000)

##### *Smoking in health care facilities*

*Source:* WPRO (2000)

*Comment:* Smoking has been banned by regulation in the hospital, although the ban is not fully enforced.

##### *Smoking on domestic air flights*

*Source:* WPRO (2000)

*Comment:* International and domestic flights into and out of Kiribati on Air Nauru and Air Marshall Islands are smoke-free.

##### *Smoking on international air flights*

*Source:* WPRO (2000)

*Comment:* International and domestic flights into and out of Kiribati on Air Nauru and Air Marshall Islands are smoke-free.

#### *Smoking in other public places*

*Source:* WPRO (2000)

##### *Package health warning/message*

*Source:* WPRO (2000)

*Comment:* Health warnings are not required on cigarette packs. When placed voluntarily on packs, the warnings occupy less than 10% of the front of the cigarette packet.

##### *Amount of tar*

*Source:* WPRO (2000)

##### *Amount of nicotine*

*Source:* WPRO (2000)

##### *Amount of other ingredients/constituents*

*Source:* WPRO (2000)

##### *National tobacco control committee*

*Source:* WPRO (2000)

#### **Kuwait**

##### *Sales to minors*

*Law:* Law No. 15 of 1995 on Smoking Control, Article 3

*Source:* NATIONS

*Comment:* The minimum age to purchase tobacco products is 21 years.

##### *Free products*

*Law:* Law No. 15 of 1995 on Smoking Control, Article 6

*Source:* NATIONS

*Comment:* The law bans "publicity and advertising."

According to a 1983 Brown & Williamson document entitled Project Lodestar, sampling in stores is banned.

##### *Smoking in government buildings (incl. worksites)*

*Law:* Ministerial Decree 223 (1995) Determining Public Places Where Smoking is Prohibited, Article 2 §5

*Source:* NATIONS

##### *Smoking in restaurants*

*Law:* Ministerial Decree 223 (1995) Determining Public Places Where Smoking is Prohibited, Article 2 §4

*Source:* NATIONS

##### *Smoking in nightclubs and bars*

*Law:* Ministerial Decree 223 (1995) Determining Public Places Where Smoking is Prohibited, Article 2 §4

*Source:* NATIONS

*Comment:* Smoking is banned in closed places where social, cultural, sports and entertainment activities are held.

##### *Package health warning/message*

*Law:* Law No. 221/1995

*Source:* TMA (2002)

*Comment:* The following warning is required on all cigarette packs: "HEALTH WARNING: SMOKING IS A MAIN CAUSE OF LUNG CANCER, LUNG DISEASES AND HEART AND ARTERIES DISEASES."

##### *Label design on packaging*

*Law:* Law No. 221/1995

*Source:* NATIONS

*Comment:* The health warning must be written in Arabic on the front of the pack or on both of its sides. The print size must not be smaller than 10 point font. The writing must be on the pack itself and not on an adhesive agent or a sticker.

##### *Ingredient/constituent information on package label*

*Law:* Law No. 221/1995

*Source:* TMA (2002)

*Comment:* Cigarette packages must display the average tar and nicotine levels.

##### *Amount of tar*

*Law:* Ministerial Decree 412 (1996) Determining Maximum Levels of Tar and Nicotine in Cigarettes, Article 1

*Source:* NATIONS

*Comment:* Cigarette levels of tar must not exceed 10 mg.

#### *Amount of nicotine*

*Law:* Ministerial Decree 412 (1996) Determining Maximum Levels of Tar and Nicotine in Cigarettes, Article 1

*Source:* NATIONS

*Comment:* Cigarette levels of nicotine must not exceed 0.6 mg.

#### **Kyrgyzstan**

##### *Advertising in certain media*

*Law:* Resolution of the Kyrgyz Republic on Approval of the Enactment on Regulations of Advertisement Activities in the Kyrgyz Republic

*Source:* WHO/EUR/02/5041305, TMA (2002)

*Comment:* Advertising on national and cable TV, national radio, local magazines and newspapers and international magazines and newspapers is restricted. Advertisements may not air on television or radio from 7:00 AM to 10:00 PM local time and are prohibited during programs intended for minors. Advertisements in magazines may not appear on the first or last page or on the cover.

##### *Advertising to certain audiences*

*Source:* ERC (2001)

*Comment:* Advertisements must not be targeted at minors.

##### *Advertising in certain locations*

*Law:* The Law of the Republic of Kyrgyzstan concerning Advertising

*Source:* TMA (2002), WHO/EUR/02/5041305

*Comment:* Tobacco advertisements are prohibited in children's organizations, educational, medical, sports, cultural organizations and on objects located within 100 meters of them. Advertising at points of sales and kiosks is not regulated. Advertising on outdoor walls and in cinemas is unknown.

##### *Advertisement content or design*

*Source:* ERC (2001)

*Comment:* Advertising must not imply any therapeutic or physical fitness values, show smoking or promote smoking as enhancing achievement in public, sporting or personal success.

##### *Sales to minors*

*Source:* WHO/EUR/02/5041305

*Comment:* The minimum age to purchase tobacco products is 18 years.

##### *Advertising health warnings/messages*

*Law:* The Law of the Republic of Kyrgyzstan concerning Advertising

*Source:* TMA (2002)

*Comment:* The required warning must occupy at least 5% of the advertising space.

#### **Lao People's Democratic Republic**

##### *Advertising in certain media*

*Source:* WPRO (2000)

*Comment:* There are bans on advertising in print media and on radio and television, as well as on indirect product promotions.

##### *Brand stretching*

*Source:* WPRO (2000)

##### *Sales to minors*

*Source:* WPRO (2000)

*Comment:* The minimum age to purchase tobacco products is 18 years.

##### *Free products*

*Source:* Judith Mackay, Asian Consultancy on Tobacco Control

##### *Smoking in government buildings (incl. worksites)*

*Source:* WPRO (2000)

##### *Smoking in private worksites*

*Source:* WPRO (2000)

##### *Smoking in health care facilities*

*Source:* WPRO (2000)



#### *Smoking on domestic air flights*

Source: WPRO (2000)

Comment: Partial bans on domestic flights exist.

#### *Smoking on international air flights*

Source: WPRO (2000)

Comment: Partial bans on international flights exist.

#### *Package health warning/message*

Source: <http://www.tobaccofreeasia.net/>

Comment: The required health warning is "Smoking can harm your health."

#### *Label design on packaging*

Source: <http://www.tobaccofreeasia.net/>

Comment: All packages must carry the health warning on one side of the pack with a specific (unspecified) dimension.

#### *Ingredient/constituent information on package label*

Source: <http://www.tobaccofreeasia.net/>

#### *Amount of tar*

Source: WPRO (2000)

#### *Amount of nicotine*

Source: WPRO (2000)

#### *Amount of other ingredients/constituents*

Source: WPRO (2000)

#### *Product constituents as public information*

Source: <http://www.tobaccofreeasia.net/>

#### *Constituent disclosure by brand*

Source: <http://www.tobaccofreeasia.net/>

#### *Constituent disclosure in the aggregate*

Source: <http://www.tobaccofreeasia.net/>

### **Latvia**

#### *Advertising in certain media*

Source: WHO/EUR/02/5041305

Comment: Advertising is banned on national TV, cable TV and national radio. Advertising in local magazines and newspapers is restricted. There are no regulations on advertising in international magazines and newspapers.

#### *Advertising to certain audiences*

Source: ERC (2001)

Comment: Voluntary agreement seeks to restrict advertisements to media that are targeted at minors.

#### *Advertising in certain locations*

Source: WHO/EUR/02/5041305

Comment: Advertising is banned on billboards and outdoor walls. There are no restrictions on advertisements at points of sale, kiosks or cinemas.

#### *Advertisement content or design*

Source: ERC (2001)

Comment: Smoking in an advertisements is forbidden.

#### *Sales to minors*

Source: WHO/EUR/02/5041305

Comment: The minimum age to purchase tobacco products is 18 years.

#### *Place of sales*

Law: On Tobacco Products Manufacture, Sales, Advertising And Smoking Restrictions

Source: TMA (2002)

Comment: Tobacco products cannot be sold at medical facilities, child-care institutions, schools and other care and educational institutions, in store departments that sell goods for minors or in cultural and sports institutions.

#### *Smoking in other public places*

Law: On Tobacco Products Manufacture, Sales, Advertising And Smoking Restrictions

Source: TMA (2002)

Comment: Smoking is prohibited in movie theaters, theaters, concert and museum halls and video arcades with the exception of within designated areas.

#### *Advertising health warnings/messages*

Law: On Tobacco Products Manufacture, Sales, Advertising And Smoking Restrictions, amended August 1999

Source: TMA (2002)

Comment: The following warning must appear on all advertisements for tobacco products: "Smoking does serious harm to your health." The warning must occupy at least 5% of advertising space.

#### *Age verification for sales*

Law: On Tobacco Products Manufacture, Sales, Advertising And Smoking Restrictions

Source: TMA (2002)

Comment: In a case of uncertainty the customer, at the request of a sales person or police officer, must present proof of his age by producing his ID.

#### *Package health warning/message*

Law: On Tobacco Products Manufacture, Sales, Advertising And Smoking Restrictions, amended August 1999

Source: TMA (2002)

Comment: The following general warning is required on all tobacco products marketed in Latvia: "Smoking causes serious damage for your health." In addition, one of the following rotational warnings must also be displayed on cigarette packs: "Smoking causes cancer," "Smoking causes heart disease," "Protect children: don't make them breathe tobacco smoke" or "Smoking is addictive."

#### *Label design on packaging*

Law: On Tobacco Products Manufacture, Sales, Advertising And Smoking Restrictions, amended August 1999

Source: TMA (2002)

Comment: The general warning must appear on the most visible surface. The rotating warning must be on the next most visible surface. Both warnings must occupy at least 4% of the surface on which they are printed. The warnings must be clear and legible in bold print on a contrasting background.

#### *Ingredient/constituent information on package label*

Law: On Tobacco Products Manufacture, Sales, Advertising And Smoking Restrictions, amended August 1999

Source: TMA (2002)

Comment: Information about tar and nicotine content must be provided in milligrams and placed on one of the sides of the package, occupying at least 4% of that space. The lettering must be clear, legible and printed on a contrasting background.

### **Lebanon**

#### *Advertising in certain media*

Source: ERC (2001)

Comment: In terms of media (radio, television and the press) advertisements are allowed although the media are restricted on the type of material that they can promote.

#### *Advertising in certain locations*

Law: Law No. 394

Source: ERC (2001)

Comment: Cinema and billboard advertisements are restricted on the type of material that they can promote. Point of sale advertising is permitted although only inside the retail outlet.

#### *Advertisement content or design*

Law: Law No. 394

Source: ERC (2001)

Comment: Lebanon currently has no restrictions on the comparative advertising of tobacco goods or the content of the advert as long as it abides to Law 394. Restrictions are in place however on the use of women in advertisements and on the use of testimonials.

#### *Sales to minors*

Source: ERC (2001)

Comment: There are no restrictions on the purchase or consumption of cigarettes by minors.

#### *Vending machines*

Source: Michel Daher, Lebanese Cancer Society

#### *Free products*

Law: Law No. 394

Source: ERC (2001)

Comment: Sampling of tobacco products have been prohibited to all those under 18 years of age.

#### *Smoking in government buildings (incl. worksites)*

Source: Michel Daher, Lebanese Cancer Society

#### *Smoking in private worksites*

Source: Michel Daher, Lebanese Cancer Society

Comment: Workplace smoking restrictions exist only upon request of the employees.

#### *Smoking in educational facilities*

Source: Michel Daher, Lebanese Cancer Society

#### *Smoking in other public places*

Michel Daher, Lebanese Cancer Society

#### *Advertising health warnings/messages*

Law: Law No. 394

Source: ERC (2001)

Comment: Warnings are required for all forms of tobacco advertising covering, in the case of press and billboard adverts, 15% of the advertisement area. It must be placed at either the top or bottom of the advertisement. For television and cinema advertisements, the warning must be screened in a specific area and displayed for the duration of the advertisements. Any unmarked point of sale material without the health warning will be confiscated.

#### *Package health warning/message*

Source: ERC (2001)

Comment: As of 19 July 1995, the warning text that has been required to be printed on cigarette packs reads as follows: "The Ministry of Health warns: Smoking leads to serious and fatal diseases." Under new legislation RLTT, the state manufacturer, and the Lebanese Customs Directorate will control all manufactured tobacco imports to ensure that they carry the health warning. Any unmarked tobacco products without the health warning will be confiscated.

#### *Label design on packaging*

Source: ERC (2001)

Comment: The health warning statement must occupy at least 15% of the total pack. The text of the warning must be in Arabic.

### **Lesotho**

#### *Smoking in educational facilities*

Source: WHO/TOH/CLH/90.3

#### *Smoking in health care facilities*

Source: WHO/TOH/CLH/90.3

#### *Smoking on buses*

Source: WHO/TOH/CLH/90.3

Comment: Restrictions on smoking in public transport are by administrative measures or voluntary agreement only.

#### *Smoking on trains*

Source: WHO/TOH/CLH/90.3

Comment: Restrictions on smoking in public transport are by administrative measures or voluntary agreement only.

#### *Smoking in taxis*

Source: WHO/TOH/CLH/90.3

Comment: Taxi Drivers' Association in Lesotho favors a policy of smoke-free cabs.

#### *Smoking on ferries*

Source: WHO/TOH/CLH/90.3

Comment: Restrictions on smoking in public transport are by administrative measures or voluntary agreement only.

#### *Package health warning/message*

Source: The Tobacco Atlas



## Liberia

*Smoking in educational facilities*  
Source: WHO/TOH/CLH/90.3

*Smoking in health care facilities*  
Source: WHO/TOH/CLH/90.3

*Package health warning/message*  
Source: The Tobacco Atlas

## Libyan Arab Jamahiriya

*Sponsorship or promotion for certain audiences*  
Source: EMRO

*Comment:* Sponsorship of sporting or artistic events is banned.

*Smoking in health care facilities*  
Source: WHO/EMRO Conference on Tobacco, July 1999

*Smoking on domestic air flights*  
Source: WHO/EMRO Conference on Tobacco, July 1999  
*Comment:* Smoking is prohibited during domestic flights of Libyan Arab Airlines by voluntary agreement.

*Smoking in other public places*  
Law: Resolution by the General Secretary (Prime Minister), 1989; Administrative order of 1989  
Source: WHO/EMRO Conference on Tobacco, July 1999  
*Comment:* Smoking is banned in cinemas and theaters.

*Package health warning/message*  
Source: The Tobacco Atlas

## Lithuania

*Advertising in certain media*  
Source: WHO/EUR/02/5041305  
*Comment:* Advertising is banned on national TV, cable TV, national radio and in local magazines and newspapers. There are no regulations on advertising in international magazines and newspapers.

*Advertising in certain locations*  
Source: WHO/EUR/02/5041305  
*Comment:* Advertising is banned on billboards and outdoor walls, at points of sales, kiosks and in cinemas.

*Sponsorship or promotion for certain audiences*  
Law: Law On Tobacco Control, Article 11(1, 3, 4, 5)  
Source: NATIONS

*Comment:* Sponsoring events for persons under 18 years of age is prohibited.

*Sales to minors*  
Source: WHO/EUR/02/5041305

*Comment:* The minimum age to purchase tobacco products is 18 years.

*Place of sales*  
Law: Law on Tobacco Control, Article 10  
Source: NATIONS

*Comment:* Tobacco sales are prohibited in pharmacies, health care institutions, educational institutions and retail enterprises where 50% or more of the goods available are intended for children.

*Age verification for sales*  
Law: Law on Tobacco Control, Article 10  
Source: NATIONS

*Package health warning/message*  
Law: Decree No. 443 of 16 June 1993 on the importation of tobacco products and alcohol  
Source: TMA (2002)

*Comment:* All tobacco product packages must display the following on their packaging: "Warning of the Ministry of Health: Smoking is harmful to your health."

*Label design on packaging*  
Source: WHO/EUR/02/5041305

*Comment:* Regulations apply to the placing of the message, color, contrast, font size, area to cover, content, number of messages and language of the warning.

*Tobacco control education/promotion*  
Law: Law On Tobacco Control, Article 15  
Source: NATIONS

## Luxembourg

*Advertising in certain media*  
Source: WHO/EUR/02/5041305

*Comment:* Advertising is banned on national television, radio, and local and international magazines and newspapers. There is no data available regarding advertising on cable TV.

*Advertising in certain locations*  
Source: WHO/EUR/02/5041305

*Comment:* Advertising is banned on billboards and outdoor walls, at points of sales, kiosks and in cinemas.

*Sponsorship or promotion for certain audiences*  
Law: Law Restricting Advertising of Tobacco or Its products and Prohibiting Smoking in Certain Places, Article 7  
Source: NATIONS

*Comment:* Sponsoring events intended for children and adolescents is prohibited.

*Sponsorship advertising of events*  
Law: Law Restricting Advertising of Tobacco or Its products and Prohibiting Smoking in Certain Places, Article 6  
Source: NATIONS

*Comment:* Sponsorship advertising is prohibited during sports events, except for a sign or vehicle of the product name.

*Vending machines*  
Law: Law of July 16, 1987 on street, door to door vending and hawker stalls, Articles 5 and 7  
Source: NATIONS

*Comment:* Special authorization by Grand Ducal Regulation is required for vending machines.

*Free products*  
Law: Law Restricting Advertising of Tobacco or Its products and Prohibiting Smoking in Certain Places, Article 3(5)  
Source: NATIONS

*Smoking in government buildings (incl. worksites)*  
Law: Law Restricting Advertising of Tobacco or Its products and Prohibiting Smoking in Certain Places, Article 9(9)  
Source: NATIONS

*Comment:* Smoking is not permitted in hallways and rooms in public buildings where smoking prohibition signs are posted.

*Smoking in restaurants*  
Law: Law Restricting Advertising of Tobacco or Its products and Prohibiting Smoking in Certain Places, Article 9(11)  
Source: NATIONS

*Smoking in nightclubs and bars*  
Law: Law Restricting Advertising of Tobacco or Its products and Prohibiting Smoking in Certain Places, Article 9(11)  
Source: NATIONS

*Smoking in other public places*  
Law: Law of 24 March 1989  
Source: TMA (2002)

*Comment:* Smoking is prohibited in public buildings and enclosed public spaces.

*Advertising health warnings/messages*  
Source: WHO/EUR/02/5041305  
*Comment:* Complete ban on tobacco advertising.

*Package health warning/message*  
Law: Law of 24 March 1989  
Source: TMA (2002)

*Comment:* All tobacco products must display the following warning: "SMOKING IS HARMFUL TO HEALTH." In addition, one of the following 4 rotating warnings must also appear on the pack: "SMOKING CAUSES CANCER," "SMOKING CAUSES CARDIOVASCULAR DISEASES," "EVERY YEAR, TOBACCO CLAIMS MORE VICTIMS THAN ROAD ACCIDENTS" or "TO BE IN GOOD HEALTH, DON'T SMOKE."

## Label design on packaging

Law: Law of 24 March 1989  
Source: TMA (2002)

*Comment:* The general warning must be on the most visible large surface. The rotating warning must be printed on the other large surface. The warnings must occupy at least 6% of the surface space on which they are printed. The warning typeface must be clear and easy to read, printed in bold letters and printed on a contrasting background. The warnings must be located in a place that is not damaged when the pack is opened. The warning may not be printed on any external wrappings.

*Tobacco control education/promotion*  
Law: Law Restricting Advertising of Tobacco or Its products and Prohibiting Smoking in Certain Places, Article 8  
Source: NATIONS

## Madagascar

*Package health warning/message*  
Law: Interministerial Decree No. 4048/98, Establishing Provisions and Measures for Labeling Every Unit of Packaging of Tobacco Products, Articles 1 and 2  
Source: NATIONS

*Label design on packaging*  
Law: Interministerial Decree No. 4048/98, Establishing Provisions and Measures for Labeling Every Unit of Packaging of Tobacco Products, Article 3  
Source: NATIONS

## Malawi

*Advertising in certain media*  
Source: TMA (2002)  
*Comment:* Advertising on television and radio is banned by administrative policy.

*Smoking on domestic air flights*  
Source: TMA (2002)  
*Comment:* Smoking is banned on all Air Malawi domestic flights. It is unclear if this is due to administrative decisions.

*Smoking in other public places*  
Source: TMA (2002)  
*Comment:* Smoking is restricted or banned in some public facilities.

## Malaysia

*Advertising in certain media*  
Law: Control of Tobacco Product (Amendment) Regulations 1993, P.U. (A) 383 § II  
Source: NATIONS

*Comment:* Advertising is not permitted on film, video tape, leaflet, handbill, document, printed publication, book, magazine, newspaper or printed matter.

*Advertising to certain audiences*  
Law: Control of Tobacco Product (Amendment) Regulations 1993, P.U. (A) 383 § II  
Source: NATIONS

*Advertising in certain locations*  
Law: Control of Tobacco Product (Amendment) Regulations 1993, P.U. (A) 383 § II  
Source: NATIONS  
*Comment:* Only point of sale advertising permitted.

*Advertisement content or design*  
Law: Control of Tobacco Products Regulation 1993  
Source: TMA (2002)  
*Comment:* Point of sale advertising is restricted to descriptions of taste, physical qualities and price. Advertisements must feature real packs against a plain background.

*Sales to minors*  
Law: Control of Tobacco Product (Amendment) Regulations 1993, P.U. (A) 383 § IV  
Source: NATIONS  
*Comment:* The minimum age to purchase tobacco products is 18 years.

#### *Vending machines*

*Law:* Control of Tobacco Product (Amendment) Regulations 1993, P.U. (A) 383 § IV  
*Source:* NATIONS

#### *Free products*

*Law:* Control of Tobacco Product (Amendment) Regulations 1993, P.U. (A) 383 § II  
*Source:* NATIONS

#### *Smoking in government buildings (incl. worksites)*

*Law:* Control of Tobacco Product (Amendment) Regulations 1997, P.U. (A) 167 § 4  
*Source:* NATIONS

#### *Smoking in educational facilities*

*Law:* Control of Tobacco Product (Amendment) Regulations 1997, P.U. (A) 167 § 4  
*Source:* NATIONS

*Comment:* Smoking is prohibited in kindergartens, nurseries, schools and higher education facilities.

#### *Smoking in health care facilities*

*Law:* Control of Tobacco Product (Amendment) Regulations 1993, P.U. (A) 383 § IV  
*Source:* NATIONS

*Comment:* Smoking is prohibited in hospitals and clinics.

#### *Smoking on buses*

*Law:* Control of Tobacco Product (Amendment) Regulations 1993, P.U. (A) 383 § IV  
*Source:* NATIONS

#### *Smoking on trains*

*Law:* Control of Tobacco Product (Amendment) Regulations 1993, P.U. (A) 383 § IV  
*Source:* NATIONS

#### *Smoking in taxis*

*Law:* Control of Tobacco Product (Amendment) Regulations 1993, P.U. (A) 383 § IV  
*Source:* NATIONS

#### *Smoking on ferries*

*Law:* Control of Tobacco Product (Amendment) Regulations 1993, P.U. (A) 383 § IV  
*Source:* NATIONS

#### *Smoking on domestic air flights*

*Law:* Control of Tobacco Product (Amendment) Regulations 1993, P.U. (A) 383 § IV  
*Source:* NATIONS

#### *Smoking on international air flights*

*Law:* Control of Tobacco Product (Amendment) Regulations 1993, P.U. (A) 383 § IV  
*Source:* NATIONS

#### *Smoking in restaurants*

*Law:* Control of Tobacco Product (Amendment) Regulations 1997 P.U. (A) 167, Sec. 5 (7)  
*Source:* NATIONS

*Comment:* Designated smoking areas are voluntary, provided that a sufficient mechanical ventilation system and extractor fan be provided in the designated smoking areas.

#### *Smoking in other public places*

*Source:* TMA (2002)

*Comment:* Smoking is prohibited in movie theaters, banks, shopping centers and shops.

#### *Advertising health warnings/messages*

*Source:* TMA (2002)

*Comment:* Advertisements must devote 25% of the space to the health warning.

#### *Package health warning/message*

*Law:* Control of Tobacco Product Regulations 1993  
*Source:* TMA (2002)

*Comment:* Every cigarette pack must display the following warning: "WARNING BY THE MALAYSIAN GOVERNMENT: SMOKING ENDANGERS HEALTH."

#### *Label design on packaging*

*Law:* Control of Tobacco Product Regulations 1993  
*Source:* TMA (2002)

*Comment:* The health warning must be printed in a prominent position on either side of the pack. The warning must be in block letters of not less than 3 mm in height and in the same color and background as the name of the brand. The warning must be affixed to the pack and written in the national language.

#### *Ingredient/constituent information on package label*

*Law:* Tobacco Product (Amendment) Regulations 1993, P.U. (A) 383 part III, Sec. 6(2)  
*Source:* NATIONS

*Comment:* The package label must include the statement "Levels of tar and nicotine in mg does not exceed the maximum allowable level."

#### *Amount of tar*

*Law:* Control of Tobacco Product (Amendment) Regulations 1993, P.U. (A) 383 § VI (3)  
*Source:* NATIONS

*Comment:* Cigarette levels of tar must not exceed 20 mg.

#### *Amount of nicotine*

*Law:* Control of Tobacco Product (Amendment) Regulations 1993, P.U. (A) 383 § VI (3)  
*Source:* NATIONS

*Comment:* Cigarette levels of nicotine must not exceed 1.5 mg.

### **Maldives**

#### *Advertising in certain media*

*Source:* WHO Southeast Asia Regional Office

*Comment:* A total advertising ban has been in effect since 1994.

#### *Brand stretching*

*Law:* Regulations Banning the Advertisement of Tobacco and Tobacco Products in the Maldives, §6; Rules of Banning Advertisement of Tobacco in Maldives, §6  
*Source:* NATIONS

#### *Sales to minors*

*Law:* Measures Taken to Reduce the Use of Tobacco, § 5  
*Source:* NATIONS

*Comment:* The minimum age to purchase tobacco products is 16 years.

#### *Free products*

*Law:* Regulations Banning the Advertisement of Tobacco and Tobacco Products in the Maldives, §1; §3 & §4; Rules of Banning Advertisement of Tobacco in Maldives, §1, §3 & §4; Banning Advertisement of Tobacco §1, §3 & §4  
*Source:* NATIONS

#### *Smoking in government buildings (incl. worksites)*

*Law:* Measures Taken to Reduce the Use of Tobacco, § 7  
*Source:* NATIONS

#### *Smoking in educational facilities*

*Law:* Measures Taken to Reduce the Use of Tobacco, § 9  
*Source:* NATIONS

#### *Smoking in health care facilities*

*Law:* Measures Taken to Reduce the Use of Tobacco, § 4  
*Source:* NATIONS

#### *Smoking on buses*

*Law:* Measures Taken to Reduce the Use of Tobacco, § 10; Ministry of Transport and Communication Maldives  
*Source:* NATIONS

#### *Smoking on trains*

*Law:* Measures Taken to Reduce the Use of Tobacco, § 10  
*Source:* NATIONS

#### *Smoking in taxis*

*Law:* Measures Taken to Reduce the Use of Tobacco, § 10; Ministry of Transport and Communication Maldives  
*Source:* NATIONS

#### *Smoking on ferries*

*Law:* Ministry of Transport and Communication Maldives  
*Source:* NATIONS

#### *Smoking in restaurants*

*Law:* Measures Taken to Reduce the Use of Tobacco, § 10  
*Source:* NATIONS

*Comment:* Smoking is prohibited in air-conditioned restaurants.

#### *Smoking in other locations*

*Source:* WHO Southeast Asia Regional Office

*Comment:* Smoking is prohibited sports arenas and within 100 meters of sports arenas and educational facilities.

#### *National tobacco control committee*

*Source:* WHO Southeast Asia Regional Office

*Comment:* A national committee was established in 1997 to advocate, plan and monitor tobacco control policies.

#### *Tobacco control education/promotion*

*Law:* Measures Taken to Reduce the Use of Tobacco, §1  
*Source:* NATIONS

### **Mali**

#### *Advertising in certain media*

*Law:* Law No. 96-041 of June 1996 restricting the advertising and use of tobacco

*Source:* IDHL (1997)

*Comment:* Advertising is prohibited on television and radio.

#### *Advertising in certain locations*

*Law:* Law No. 96-041 of June 1996 restricting the advertising and use of tobacco

*Source:* IDHL (1997)

*Comment:* Advertising is prohibited on certain hoardings.

#### *Smoking in government buildings (incl. worksites)*

*Source:* TMA (2002)

*Comment:* Smoking is prohibited in meeting rooms.

#### *Smoking in private worksites*

*Law:* Law No. 96-041 of June 1996 restricting the advertising and use of tobacco

*Source:* IDHL (1997)

*Comment:* Smoking is prohibited in rooms used for meetings and conferences.

#### *Smoking in educational facilities*

*Law:* Law No. 96-041 of June 1996 restricting the advertising and use of tobacco

*Source:* IDHL (1997)

#### *Smoking in health care facilities*

*Law:* Law No. 96-041 of June 1996 restricting the advertising and use of tobacco

*Source:* IDHL (1997)

#### *Smoking on buses*

*Law:* Law No. 96-041 of June 1996 restricting the advertising and use of tobacco

*Source:* IDHL (1997)

#### *Smoking on trains*

*Law:* Law No. 96-041 of June 1996 restricting the advertising and use of tobacco

*Source:* IDHL (1997)

#### *Smoking in taxis*

*Law:* Law No. 96-041 of June 1996 restricting the advertising and use of tobacco

*Source:* IDHL (1997)

#### *Smoking on ferries*

*Law:* Law No. 96-041 of June 1996 restricting the advertising and use of tobacco

*Source:* IDHL (1997)

#### *Smoking on domestic air flights*

*Law:* Law No. 96-041 of June 1996 restricting the advertising and use of tobacco

*Source:* IDHL (1997)

#### *Smoking in other public places*

*Law:* Law No. 96-041 of June 1996 restricting the advertising and use of tobacco

*Source:* IDHL (1997)

*Comment:* Areas for smokers may be set aside in certain places.

#### *Package health warning/message*

*Law:* Law No. 96-041 of June 1996 restricting the advertising and use of tobacco

*Source:* IDHL (1997)

#### *Ingredient/constituent information on package label*

*Law:* Law No. 96-041 of June 1996 restricting the advertising and use of tobacco

*Source:* IDHL (1997)

### **Malta**

#### *Advertising in certain media*

*Source:* WHO/EUR/02/5041305

*Comment:* Advertising is prohibited on national TV and national radio. There are no restrictions for advertising on cable TV, in local magazines and newspapers or in international magazines and newspapers.

#### *Advertising in certain locations*

*Source:* WHO/EUR/02/5041305

*Comment:* Advertising in cinemas is prohibited. There are no restrictions for billboards, outdoor walls, points of sale or kiosk advertisements.

#### *Sales to minors*

*Source:* WHO/EUR/02/5041305

*Comment:* The minimum age to purchase tobacco products is 16 years.

#### *Misleading information on packaging*

*Law:* The Tobacco (Smoking Control) Act, 1986

*Source:* TMA (2002)

*Comment:* Tobacco products cannot be packaged with wording that suggests they are not damaging to health.

#### *Smoking on trains*

*Source:* WHO/EUR/02/5041305

*Comment:* There is no rail.

#### *Smoking on domestic air flights*

*Source:* WHO/EUR/02/5041305

*Comment:* There is no domestic air transport.

#### *Smoking in other public places*

*Law:* The Tobacco (Smoking Control) Act, 1986

*Source:* TMA (2002)

*Comment:* Smoking is banned in cinemas and theaters.

#### *Advertising health warnings/messages*

*Law:* The Health Warnings (On Smoking) Regulations, 1987/L.N 28 of 1987

*Source:* TMA (2002)

*Comment:* One of the 4 packaging health warnings is also required on advertisements.

#### *Package health warning/message*

*Law:* The Health Warnings (On Smoking) Regulations, 1987/L.N 28 of 1987

*Source:* TMA (2002)

*Comment:* One of the following 4 warnings are required on cigarette packs: "Cigarettes can cause lung cancer and heart disease," "Smoking during pregnancy endangers the health of mother and baby," "If you stop smoking you improve your health and live longer" or "The more you smoke the more you risk your health."

#### *Label design on packaging*

*Law:* The Tobacco (Smoking Control) Act, 1986

*Source:* TMA (2002)

*Comment:* Warnings must be clear and legible and printed in contrast to the background of the package.

#### *Ingredient/constituent information on package label*

*Law:* Tobacco (Smoking Control) Act 1986, §12(1)

*Source:* NATIONS

*Comment:* The tar and nicotine contents must be printed on packages.

### **Marshall Islands**

#### *Advertising in certain media*

*Source:* WPRO (2000)

*Comment:* Cigarette advertising cannot be aired over the radio. No bans exist for television or print advertising.

#### *Brand stretching*

*Source:* WPRO (2000)

#### *Sales to minors*

*Source:* WPRO (2000)

*Comment:* The minimum age to purchase tobacco products is 18 years.

#### *Vending machines*

*Source:* WPRO (2000)

#### *Free products*

*Source:* WPRO (2000)

#### *Single cigarette sales*

*Source:* WPRO (2000)

#### *Smoking in government buildings (incl. worksites)*

*Source:* WPRO (2000)

#### *Smoking in private worksites*

*Source:* WPRO (2000)

#### *Smoking in health care facilities*

*Source:* WPRO (2000)

#### *Package health warning/message*

*Source:* WPRO (2000)

*Comment:* Health warnings are placed on cigarette packs voluntarily. The content of the warning is determined by the manufacturer.

#### *Label design on packaging*

*Source:* WPRO (2000)

*Comment:* The design of health warnings is decided by the tobacco manufacturer. Health warnings are in English, which is not spoken by the majority of people.

#### *Ingredient/constituent information on package label*

*Source:* WPRO (2000)

#### *Amount of tar*

*Source:* WPRO (2000)

#### *Amount of nicotine*

*Source:* WPRO (2000)

#### *Amount of other ingredients/constituents*

*Source:* WPRO (2000)

### **Mauritania**

#### *Smoking on domestic air flights*

*Source:*

<http://www.ostpxweb.dot.gov/policy/safety/smoke2.html>

*Comment:* There is no smoking on Air Afrique flights due to a voluntary agreement.

#### *Package health warning/message*

*Source:* The Tobacco Atlas

### **Mauritius**

#### *Advertising in certain media*

*Law:* The Public Health (Prohibition of Smoking) (Amendment) Regulations 1992

*Source:* TMA (2002)

*Comment:* Advertising on television and radio is prohibited.

#### *Brand stretching*

*Law:* Public Health (Restrictions on Tobacco Products) Regulations 1999, § 2(b)(ii)

*Source:* NATIONS

#### *Sales to minors*

*Law:* Public Health (Prohibition of Smoking) Regulations 1990

*Source:* TMA (2002)

*Comment:* The minimum age to purchase tobacco products is 18 years.

#### *Smoking in government buildings (incl. worksites)*

*Law:* The Public Health (Prohibition of Smoking) (Amendment) Regulations 1992

*Source:* TMA (2002)

*Comment:* Smoking is banned in post offices and police stations.

#### *Smoking in educational facilities*

*Law:* The Public Health (Prohibition of Smoking) (Amendment) Regulations 1992

*Source:* TMA (2002)

*Comment:* Smoking is prohibited in classrooms, library and students' workshops, within pre-primary, primary, secondary and tertiary educational institutions.

#### *Smoking in health care facilities*

*Law:* The Public Health (Prohibition of Smoking) (Amendment) Regulations 1992

*Source:* TMA (2002)

#### *Smoking on buses*

*Law:* Public Health (Restrictions on Tobacco Products) Regulations 1999, § 2(d)(i)

*Source:* NATIONS

#### *Smoking on trains*

*Law:* Public Health (Restrictions on Tobacco Products) Regulations 1999, § 2(d)(i)

*Source:* NATIONS

#### *Smoking in taxis*

*Law:* Public Health (Restrictions on Tobacco Products) Regulations 1999, § 2(d)(i)

*Source:* NATIONS

#### *Smoking on ferries*

*Law:* Public Health (Restrictions on Tobacco Products) Regulations 1999, § 2(d)(i)

*Source:* NATIONS

#### *Smoking in restaurants*

*Law:* The Public Health (Prohibition of Smoking) (Amendment) Regulations 1992

*Source:* TMA (2002)

*Comment:* Smoking is prohibited during the preparation, serving or selling of food in public places.

#### *Smoking in other public places*

*Law:* The Public Health (Prohibition of Smoking) (Amendment) Regulations 1992

*Source:* TMA (2002)

*Comment:* Smoking is prohibited at swimming pools, gymnasiums and any sport hall to which the public has access.

#### *Advertising health warnings/messages*

*Law:* The Public Health (Prohibition of Smoking) (Amendment) Regulations 1992

*Source:* TMA (2002)

*Comment:* Advertisements in print media must display the following health warning: "Warning: Smoking causes cancer, heart disease and bronchitis."

#### *Package health warning/message*

*Law:* The Public Health (Prohibition of Smoking) (Amendment) Regulations 1992

*Source:* TMA (2002)

*Comment:* Cigarette packs must carry the following health warning: "Warning: Smoking causes cancer, heart disease and bronchitis."

### **Mexico**

#### *Advertising in certain media*

*Source:* ERC (2001)

*Comment:* It is prohibited to advertise in youth publications or on television at times when children may be watching. Television advertising may only occur after 9:00 PM. Advertising on radio is also restricted. A voluntary agreement has resulted in the withdrawal of tobacco advertising on magazine covers.

#### *Advertising to certain audiences*

*Source:* ERC (2001)

*Comment:* Tobacco advertising must not feature or be directed towards children or youth or be contained on programs targeted at children or youth.

#### *Advertising in certain locations*

*Law:* General Health Law; Amendment to the General Health Law

*Source:* TMA (2002), ERC (2001)

*Comment:* Advertisements are prohibited at parks, stadiums, sports centers, theaters and within 300 meters from schools.

#### *Advertisement content or design*

*Source:* ERC (2001)

*Comment:* Advertisements must not suggest that smoking tobacco, or any particular brand of cigarettes, is necessary or conducive to personal advancement, social prestige, masculinity or femininity. They must not be conveyed as a healthy, stimulating, sedative or nutritional activity. Models under 26 years of age must not be used in promotions or testimonials. Ideas or images must not associate with places of work, the home, educational establishments or with sports. Television advertisements may not show people smoking.

#### *Sales to minors*

*Law:* General Law on Health 1984, amendments in 1987

*Source:* ERC (2001)

*Comment:* The minimum age to purchase tobacco products is 18 years.

#### *Place of sales*

*Law:* The General Law on Health. Dated 26 December 1983 (Sections 275-277 and 308-309).

*Source:* IDHL (1986) 37 (3): 498-502, Horacio Rubio Monteverde, Comité Latinoamericano Coordinador del Control de Tabaquismo

*Comment:* Sales of cigarettes are prohibited at parks, stadiums, sports centers, theaters and near schools.

#### *Vending machines*

*Law:* Reglamento de Control Sanitario de Productos y Servicios (D.O.F. 9 de agosto de 1999)

*Source:* Mayra Galindo de Mares, Asociación Mexicana de Lucha Contra el Cáncer

#### *Free products*

*Law:* Reglamento de Control Sanitario de Productos y Servicios (D.O.F. 9 de agosto de 1999)

*Source:* Mayra Galindo de Mares, Asociación Mexicana de Lucha Contra el Cáncer

#### *Smoking in government buildings (incl. worksites)*

*Source:* ERC (2001)

*Comment:* Mexico's congress banned smoking in all Federal buildings in April 2000.

#### *Smoking in private worksites*

*Law:* Decree No. 88

*Source:* TMA (2002)

*Comment:* Smoking is restricted in enclosed areas of workplaces.

#### *Smoking in educational facilities*

*Law:* Decree No. 88

*Source:* TMA (2002)

*Comment:* Smoking is restricted to designated areas in educational facilities.

#### *Smoking in health care facilities*

*Source:* ERC (2001)

*Comment:* Hospitals and clinics are required to have designated smoking areas.

#### *Smoking on domestic air flights*

*Law:* Mexican Health and Transport Ministries

*Source:* ERC (2001)

*Comment:* Smoking is prohibited on all short-haul flights less than 90 minutes.

#### *Manufacturing licensure*

*Law:* Ley General de Salud (reforma D.O.F. 7 de mayo de 1997), Art. 200 bis.

*Source:* Mayra Galindo de Mares, Asociación Mexicana de Lucha Contra el Cáncer

*Comment:*

#### *Package health warning/message*

*Law:* Sanitary Code of the Mexican United States; Passage of Decree No. 713 of 1991

*Source:* ERC (2001)

*Comment:* It is required to display one of 3 rotational messages that are changed every 6 months. The warnings are "Stopping smoking reduces health risks," "Smoking is a risk factor for cancer and pulmonary emphysema," and "Smoking during pregnancy increases the risk of premature birth and underweight birth."

#### *Label design on packaging*

*Law:* Sanitary Code of the Mexican United States; Passage of Decree No. 713 of 1991

*Source:* ERC (2001)

*Comment:* The health warning must be printed in Spanish in a conspicuous position on the outer surface of the pack and on a contrasting background. These rules apply to both domestic and imported cigarettes.

#### *Ingredient/constituent information on package label*

*Law:* General Law on Health

*Source:* ERC (2001)

#### *Amount of tar*

*Law:* Reglamento de Control Sanitario de Productos y Servicios (D.O.F. 9 de agosto de 1999)

*Source:* Mayra Galindo de Mares, Asociación Mexicana de Lucha Contra el Cáncer

#### *Amount of nicotine*

*Law:* Reglamento de Control Sanitario de Productos y Servicios (D.O.F. 9 de agosto de 1999)

*Source:* Mayra Galindo de Mares, Asociación Mexicana de Lucha Contra el Cáncer

National tobacco control committee

*Law:* Coordination Agreement of 10 November 1986 between the Federal Executive and the Executive of the State of Tabasco, for the purpose of supporting the Smoking Control Program (dated 10 November 1986)

*Source:* IDHL (1987) 38 (4): 787-788

*Comment:* There is a coordination between Government of State of Tobacco and Secretariat for Health to 1) support revisions to legislation to implement the General Law on Health for smoking, treatment and rehabilitation, 2) coordinate between public, social and private sectors to implement these provisions and 3) integrate joint committees of Federal, State, social and private sectors. The Coordination Agreement establishes a center for information dissemination, public services for those suffering from smoking-related diseases, smoking control programs in higher education institutions, research in the field of smoking control and studies of risk factors and early identification of persons having problems related to smoking.

#### *Tobacco control education/promotion*

*Law:* The General Law on Health dated 26 December 1983 (Sections 275-277 and 308-309).

*Source:* IDHL (1986) 37 (3): 498-502, Horacio Rubio Monteverde, Comité Latinoamericano Coordinador del Control de Tabaquismo

*Comment:* This law sets the objectives of the Program Against Smoking, including the education regarding the effects of tobacco through individual methods and mass communication and establishes coordination agreements between the Secretariat for Health and Welfare and the States for implementing smoking-control programs in higher educational institutions and for preventing smoking by children and adolescents.

### **Micronesia (Federated States of)**

#### *Sales to minors*

*Source:* WPRO (2000)

*Comment:* The minimum age to purchase tobacco products is determined by the state and is either 17 or 18 years.

#### *Smoking in private worksites*

*Source:* Joshua C. Phillip, FSM SAMH Program

#### *Smoking in educational facilities*

*Source:* Joshua C. Phillip, FSM SAMH Program

#### *Smoking in health care facilities*

*Source:* Joshua C. Phillip, FSM SAMH Program

#### *Smoking on buses*

*Source:* Joshua C. Phillip, FSM SAMH Program

#### *Smoking on trains*

*Source:* Joshua C. Phillip, FSM SAMH Program

#### *Smoking in taxis*

*Source:* Joshua C. Phillip, FSM SAMH Program

#### *Smoking on ferries*

*Source:* Joshua C. Phillip, FSM SAMH Program

#### *Smoking on domestic air flights*

*Source:* Joshua C. Phillip, FSM SAMH Program

#### *Smoking in restaurants*

*Source:* Joshua C. Phillip, FSM SAMH Program

#### *Smoking in nightclubs and bars*

*Source:* Joshua C. Phillip, FSM SAMH Program

#### *Smoking in other public places*

*Source:* Joshua C. Phillip, FSM SAMH Program

#### *Package health warning/message*

*Source:* WPRO (2000)

### **Monaco**

#### *Package health warning/message*

*Source:* The Tobacco Atlas

#### *Brand stretching*

*Law:* Law of Mongolia on the Struggle Against the Dangers of Tobacco Article 6, §5; Order of the Ministry of Health No. A/15, Annex 2. § 3

*Source:* NATIONS

#### *Sales to minors*

*Law:* Law of Mongolia on the Struggle Against the Dangers of Tobacco Art 5 § 1.(2)

*Source:* NATIONS

*Comment:* The minimum age to purchase tobacco products is 16 years.

#### *Free products*

*Law:* Order of the Ministry of Health No. A/15, Annex 2. §2

*Source:* NATIONS

#### *Smoking in government buildings (incl. worksites)*

*Law:* Law of Mongolia On the Struggle Against the Dangers of Tobacco Art. 7. s 1.(4); Order of the Ministry of Health No. A/15, Annex 2. §1 (c)

*Source:* NATIONS

#### *Smoking in private worksites*

*Law:* Law of Mongolia On the Struggle Against the Dangers of Tobacco Art. 7. s 1.(4); Order of the Ministry of Health No. A/15, Annex 2. §1 (c)

*Source:* NATIONS

#### *Smoking in educational facilities*

*Law:* Law of Mongolia On the Struggle Against the Dangers of Tobacco Art. 7. s 1.(4); Order of the Ministry of Health No. A/15, Annex 2. §1 (c)

*Source:* NATIONS

#### *Smoking in health care facilities*

*Law:* Law of Mongolia On the Struggle Against the Dangers of Tobacco Art. 7. s 1.(4); Order of the Ministry of Health No. A/15, Annex 2. §1 (c)

*Source:* NATIONS

#### *Smoking on buses*

*Law:* Law of Mongolia On the Struggle Against the Dangers of Tobacco Art. 7. § 1.(1)

*Source:* NATIONS

#### *Smoking on trains*

*Law:* Law of Mongolia On the Struggle Against the Dangers of Tobacco Art. 7. § 1.(1)

*Source:* NATIONS

*Comment:* Decree No. 33 bans smoking in any transport vehicle without air-conditioning or ventilation for passengers and any train traveling more than four hours.

#### *Smoking on ferries*

*Law:* Law of Mongolia On the Struggle Against the Dangers of Tobacco Art. 7. s 1.(1); Decree No. 33 Concerning the Implementation of the Law of Mongolia On the Struggle Against the Dangers of Tobacco § 2  
*Source:* NATIONS

*Comment:* Decree No. 33 bans smoking in any transport vehicle without air-conditioning or ventilation for passengers and any ship traveling more than four hours.

#### *Smoking on domestic air flights*

*Law:* Law of Mongolia On the Struggle Against the Dangers of Tobacco Art. 7. § 1.(1)  
*Source:* NATIONS

*Comment:* Decree No. 33 bans smoking in any transport vehicle without air-conditioning or ventilation for passengers and any airplane traveling more than four hours.

#### *Smoking on international air flights*

*Law:* Law of Mongolia On the Struggle Against the Dangers of Tobacco Art. 7. § 1.(1)  
*Source:* NATIONS

*Comment:* Decree No. 33 bans smoking in any transport vehicle without air-conditioning or ventilation for passengers and any airplane traveling more than four hours.

#### *Smoking in restaurants*

*Law:* Law of Mongolia On the Struggle Against the Dangers of Tobacco Art. 7. § 1.(5)  
*Source:* NATIONS

#### *Smoking in nightclubs and bars*

*Law:* Law of Mongolia On the Struggle Against the Dangers of Tobacco Art. 7. § 1.(5)  
*Source:* NATIONS

#### *Package health warning/message*

*Law:* Order of the Ministry of Health No. A/15 on the Intensification of the Measures of the Struggle Against the Dangers of Tobacco, Annex 1, §2  
*Source:* NATIONS

#### *Label design on packaging*

*Law:* Order of the Ministry of Health No. A/15 on the Intensification of the Measures of the Struggle Against the Dangers of Tobacco Annex 1, §2  
*Source:* NATIONS

#### *Ingredient/constituent information on package label*

*Law:* Order of the Ministry of Health No. A/15 on the Intensification of the Measures of the Struggle Against the Dangers of Tobacco, Annex 1, §1  
*Source:* NATIONS

#### *Amount of tar*

*Law:* Order of the Ministry of Health on the Intensification of the Measures of the Struggle Against the Dangers of Tobacco § 1. Annex 1  
*Source:* NATIONS

*Comment:* Levels of tar must not exceed 15 mg per cigarette and 20 mg from pipe tobacco.

#### *Amount of nicotine*

*Law:* Order of the Ministry of Health on the Intensification of the Measures of the Struggle Against the Dangers of Tobacco § 1. Annex 1  
*Source:* NATIONS

*Comment:* Levels of nicotine must not exceed 1.4 mg per cigarette and 1.6 mg from pipe tobacco.

#### *Tobacco control education/promotion*

*Law:* Decree No. 33. § 6; Order of the Ministry of Health No. A/15. § 4(a-b)  
*Source:* NATIONS

### **Morocco**

#### *Advertising in certain media*

*Law:* Law No 15-91  
*Source:* TMA (2002)

*Comment:* Advertisements are banned on television, radio and in print media.

#### *Advertising in certain locations*

*Law:* Law No. 15-91  
*Source:* TMA (2002)

*Comment:* Advertising on billboards, posters, at point of sale and in cinemas is prohibited.

#### *Sponsorship or promotion for certain audiences*

*Law:* Law No. 15-91  
*Source:* TMA (2002)

*Comment:* Sponsorship of social events is banned.

#### *Sponsorship advertising of events*

*Law:* Law No. 15-91  
*Source:* TMA (2002)

*Comment:* Sponsorship of sporting and social events is banned.

#### *Smoking in government buildings (incl. worksites)*

*Source:* TMA (2002)

*Comment:* Smoking is prohibited in government offices.

#### *Smoking in educational facilities*

*Law:* Article 3 of Law No 95-91  
*Source:* ERC (2001)

#### *Smoking in health care facilities*

*Law:* Article 3 of Law No 95-91  
*Source:* ERC (2001)

#### *Smoking in other public places*

*Law:* Article 3 of Law No 95-91  
*Source:* ERC (2001)

*Comment:* There are a number of bans on smoking in public places, where a public place is defined as any place intended for collective use as well as public services, public establishments and administrative offices. Smoking in a public place where smoking has been banned is punishable by a fine.

#### *Package health warning/message*

*Law:* Article 3 of Law No 15-91  
*Source:* ERC (2001)

*Comment:* "Tobacco is dangerous to health" should be printed on all packets of cigarettes or boxes of tobacco products.

#### *Label design on packaging*

*Law:* Law No. 15-91  
*Source:* TMA (2002)

*Comment:* The warning must be printed on the back of the pack so that it is clearly visible.

#### *Ingredient/constituent information on package label*

*Law:* Dahir No. 1-91-112 of 26 June 1995 promulgating Law No. 15-91, Chapter I  
*Source:* IDHL (2002)

*Comment:* Every packet or box containing tobacco products must display the nicotine and tar contents.

#### *Tobacco control education/promotion*

*Law:* Article 10 of Law No 95-91  
*Source:* ERC (2001)

*Comment:* According to Article 10, the Moroccan government shall organize prevention and education campaigns in collaboration with non-governmental organizations to inform people on the dangers of smoking.

### **Mozambique**

#### *Package health warning/message*

*Source:* The Tobacco Atlas

### **Myanmar**

#### *Advertising in certain media*

*Source:* WHO Southeast Regional Office

*Comment:* The Ministry of Information has banned all tobacco advertisements from television and radio since the year 1998.

#### *Sales to minors*

*Source:* <http://www.tobaccofreeasia.net/>

#### *Smoking on buses*

*Source:* <http://www.tobaccofreeasia.net/>

#### *Smoking in other public places*

*Law:* The Prohibition of Smoking at Theatres Act (1959)  
*Source:* WHO Southeast Asia Regional Office

#### *Package health warning/message*

*Source:* The Tobacco Atlas

#### *Ingredient/constituent information on package label*

*Source:* <http://www.tobaccofreeasia.net/>

#### *National tobacco control committee*

*Source:* WHO Southeast Asia Regional Office

*Comment:* The National Tobacco Control Committee was formed in March 2002 by the highest office of the State Peace and Development Council.

#### *Tobacco control education/promotion*

*Source:* WHO Southeast Asia Regional Office

*Comment:* The Tobacco Free Initiative Programme was launched in 2000.

### **Namibia**

#### *Package health warning/message*

*Source:* The Tobacco Atlas

### **Nauru**

#### *Sales to minors*

*Law:* Prohibition of the Possession of Tobacco by Children Ordinance 1924, No. 7/1924, § 2

*Source:* NATIONS

*Comment:* The minimum age to purchase tobacco products is 16 years.

#### *Smoking in government buildings (incl. worksites)*

*Law:* Secretariat Circular No. 9/1999 Re: Smoke Free Buildings

*Source:* NATIONS

#### *Smoking on domestic air flights*

*Law:* Air Navigation Regulations 1973, § 218

*Source:* NATIONS

*Comment:*

#### *Smoking on international air flights*

*Law:* Air Navigation Regulations 1973, § 218

*Source:* NATIONS

### **Nepal**

#### *Advertising in certain media*

*Source:* TMA (2002)

*Comment:* There is a ban on advertising cigarettes on the radio and commercial television. In general, government newspapers do not accept advertising.

#### *Smoking on buses*

*Source:* Mrigendra Raj Pandey, Mrigendra-Samjhana Medical Trust

#### *Smoking on trains*

*Source:* Mrigendra Raj Pandey, Mrigendra-Samjhana Medical Trust

#### *Smoking in taxis*

*Source:* Mrigendra Raj Pandey, Mrigendra-Samjhana Medical Trust

#### *Smoking on ferries*

*Source:* Mrigendra Raj Pandey, Mrigendra-Samjhana Medical Trust

#### *Package health warning/message*

*Source:* TMA (2002)

*Comment:* Each cigarette package must have the following health warning displayed: "Statutory Warning: Cigarette smoking is injurious to Health."

#### *Label design on packaging*

*Source:* TMA (2002)

*Comment:* The warning must appear on the front surface of the pack and be at least 3 mm in size.

### **Netherlands**

#### *Advertising in certain media*

*Source:* WHO/EUR/02/5041305

*Comment:* Advertising is prohibited on national TV, cable TV and national radio. No restrictions apply to local magazines and newspapers or international magazines and newspapers.

#### *Advertising in certain locations*

*Law:* WHO/EUR/02/5041305, TMA (2002)

*Comment:* Advertisements on billboards, outdoor walls, points of sales, kiosks, and cinemas are not regulated. In The Hague, tobacco ads are banned on billboards.

#### *Advertisement content or design*

*Source:* ERC (2001), TMA (2002)

*Comment:* Advertising must not be related to sports, health or youth. The following restrictions are voluntary as stated in the Advertising code for Tobacco Products of May 18, 1994. Advertising may not encourage people to start using tobacco, portray moderate smoking as less dangerous to one's health or promote the stimulating and calming effects of tobacco use. Advertisements for tobacco products cannot establish or imply a link between the use of tobacco products and health. Well-known persons may not give testimonials in cigarette ads unless the testimonial is related to his or her specific field.

#### *Place of sales*

*Law:* The Tobacco Law 1988 (Law of 10 March 1988)

*Source:* IDHL (1989) 40 (2): 408-410, Trudy Prins, Dutch Foundation on Tobacco (STIVORO)

*Comment:* Tobacco products may not be sold in health care, social welfare, sports, sociocultural and educational establishments administered by the State.

#### *Smoking in educational facilities*

*Law:* Royal Decree of 28 December 1989

*Source:* TMA (2002)

*Comment:* The Decree prohibits the smoking or sales of cigarettes in halls, meeting rooms, classrooms, recreation rooms, toilets and other publicly accessible rooms.

#### *Smoking on buses*

*Source:* WHO/EUR/02/5041305

*Comment:* Smoking on buses is restricted or banned by voluntary agreement only.

#### *Smoking on trains*

*Source:* WHO/EUR/02/5041305

*Comment:* Smoking in trains is restricted or banned by voluntary agreement only.

#### *Smoking on domestic air flights*

*Source:* WHO/EUR/02/5041305

*Comment:* Voluntary agreements by Flexair and KLM Royal Dutch Airlines prohibits smoking on these flights.

#### *Smoking on international air flights*

*Source:* WHO/EUR/02/5041305

*Comment:* Smoking on international flights is restricted or banned by voluntary agreement only.

#### *Smoking in other public places*

*Law:* Royal Decree of 28 December 1989

*Source:* TMA (2002)

*Comment:* The Decree prohibits the smoking or sales of cigarettes in waiting rooms, elevators, halls, meeting rooms, recreation rooms, toilets and other publicly accessible rooms.

#### *Package health warning/message*

*Law:* EC directives on labeling 89/622/EEC and 92/41/EEC

*Source:* TMA (2002)

*Comment:* The following general health warning is to appear on all cigarette packs sold in the Netherlands: "Seriously damages health." An additional health warning must also be rotated on all cigarette packs sold in the Netherlands: "Smoking causes cancer," "Smoking causes heart and arterial diseases," "Smoking during pregnancy can harm the health of your child" or "Non-smokers live healthier." An attribution statement is also included in the text.

#### *Label design on packaging*

*Law:* EC directives on labeling 89/622/EEC and 92/41/EEC

*Source:* TMA (2002)

*Comment:* The general health warning is to be displayed on the front of the pack, occupying at least 4% of that surface area. The rotating warnings are placed on the back of the pack and also must occupy at least 4% of that surface area. The health warnings must be printed in a manner such that it is clear and legible. The warnings must be in bold lettering on a contrasting background color. All warnings must be written in Dutch.

#### *Tobacco control education/promotion*

*Source:* TMA (2002)

*Comment:* The Dutch Foundation on Smoking and Health started making radio and television campaigns against smoking in 1995. In addition, the Foundation has promoted smoke-free school materials and has participated in a program with physicians to encourage and support non-smoking interventions.

### **New Zealand**

#### *Advertising in certain media*

*Law:* Smoke-Free Environments Act 1990, No.108, §22.(4)

*Source:* NATIONS

*Comment:* Advertisements are banned in all media types except in tobacco manufacturers' publications.

#### *Advertising in certain locations*

*Law:* Smoke-Free Environments Act 1990, §23; Smoke-Free Environments Regulations §34 and §35

*Source:* NATIONS; TMA (2002)

*Comment:* Billboard and poster advertisements are prohibited. Retailers may advertise that tobacco sales are available inside their place of business, but any notices posted on the exterior of such points of sale must conform to specific standards set in the Smoke-free Environments Amendment Act, 1997.

#### *Advertisement content or design*

*Law:* Smoke-Free Environments Act 1990, §23 and §29; Smoke-Free Environments Regulations 1999, §34 and §35.(1)

*Source:* NATIONS, TMA (2002).

*Comment:* All advertisement is banned for tobacco products. Retailers may advertise that tobacco sales are available inside their place of business. Any notices posted on the exterior of such points of sale must conform to specific standards set in the Smoke-free Environments Amendment Act, 1997.

#### *Sponsorship advertising of events*

*Law:* Smoke-Free Environments Act 1991, Amendment

*Source:* TMA (2002)

*Comment:* This amendment repeals the prohibition of sponsorship and allows the tobacco industry to advertise and sponsor clearly-specified sporting events. The amended changes allow the Health Minister to permit tobacco sponsorships for multinational sporting events that take place in New Zealand and another country, which include at least 3 participating countries.

#### *Brand stretching*

*Law:* Smoke-Free Environments Act 1990, No. 108, §24(4); §24(5)(a)

*Source:* NATIONS

#### *Sales to minors*

*Law:* Smoke-Free Environments Act 1990; 1997

*Source:* NATIONS; TMA (2002)

*Comment:* The minimum age to purchase tobacco products is 18 years. Retailers must post a sign stating that it is illegal to sell tobacco products to persons under 18 years of age.

#### *Vending machines*

*Law:* Smoke-Free Environments Act 1990, §30.(4)(a)

*Source:* NATIONS

*Comment:* Vending machines are restricted to places where access to minors is lawfully prohibited.

#### *Free products*

*Law:* Smoke-Free Environments Act 1990, §28.(1)

*Source:* NATIONS

#### *Single cigarette sales*

*Source:* NATIONS

#### *Misleading information on packaging*

*Source:* NATIONS

#### *Smoking in government buildings (incl. worksites)*

*Law:* Smoke-Free Environments Act 1990, § 5(6)

*Source:* NATIONS

*Comment:* Smoking is restricted to designated areas only. It is banned in public-access areas.

#### *Smoking in private worksites*

*Law:* Smoke-Free Environments Act 1990, § 5(6)

*Source:* NATIONS

*Comment:* Smoking is restricted to designated areas only. It is banned in public-access areas.

#### *Smoking in educational facilities*

*Law:* Smoke-Free Environments Act 1990, § 5(6)

*Source:* NATIONS

#### *Smoking in health care facilities*

*Law:* Smoke-Free Environments Act 1990

*Source:* TMA (2002)

*Comment:* Smoking is banned in health care facilities, including hospitals.

#### *Smoking on buses*

*Law:* Smoke-Free Environments Act 1990, §9.(1 and 2)

*Source:* NATIONS

#### *Smoking on trains*

*Law:* Smoke-Free Environments Act 1990, §10

*Source:* NATIONS

*Comment:* Trains have designated smoking cars.

#### *Smoking in taxis*

*Law:* Smoke-Free Environments Act 1990, §9.(3)

*Source:* NATIONS

#### *Smoking on ferries*

*Law:* Smoke-Free Environments Act 1990, §10

*Source:* NATIONS

#### *Smoking on domestic air flights*

*Law:* Smoke-Free Environments Act 1990, §8

*Source:* NATIONS

#### *Smoking in restaurants*

*Law:* Smoke-Free Environments Act 1990

*Source:* TMA (2002)

*Comment:* Smoking is restricted to designated areas. At least half the total seating must be designated as non-smoking.

#### *Smoking in nightclubs and bars*

*Law:* Smoke-Free Environments Act 1990

*Source:* NATIONS, TMA (2002).

*Comment:* Designated smoking areas are required in bars where seating is set aside for consuming meals. At least 1/3 of the area must be designated as non-smoking unless the establishment is only one room. If the establishment is only one room, smoking is permitted provided continuous ventilation with the outside is maintained.

#### *Smoking in other public places*

*Law:* 1990 Smoke-Free Environments Act and its 1997 amendment

*Source:* ERC (2001), TMA (2002)

*Comment:* Twenty-five percent of casino gaming areas must be smoke free. The City of Waitemata banned indoor smoking in public places.

#### *Package health warning/message*

*Law:* Smoke-Free Environments Act 1990, §32.(1); Smoke-Free Environments Regulations 1999, §6.(1), §14-§18, §26-§27, §30, Schedules 1-4

*Source:* NATIONS

*Comment:* There are 6 warning messages with corresponding explanatory messages that must be displayed in rotation on retail packages of tobacco products (cigarettes and cigars) during the calendar year, such that the same number of each warning appears on any one product during a single year.

#### *Label design on packaging*

*Law:* Smoke-Free Environments Regulations 1999

*Source:* TMA (2002)

*Comment:* The warning and explanatory text must be printed in black on a white background within a black border that is no wider than an upper-case letter "i." The warning and explanatory message must be clear and legible. The location is determined by the type of packaging.

#### *Ingredient/constituent information on package label*

*Law:* Smoke-Free Environments Act 1990, §32.(1); Smoke-Free Environments Regulations 1999, §6.(1), §19-§25

*Source:* NATIONS

*Comment:* The levels of tar, nicotine and carbon monoxide must be labeled in milligrams on tobacco product packages. This information is followed by a description of tar, nicotine and carbon monoxide, including their effects on the body.

#### *Product constituents as public information*

*Law:* Smoke-Free Environments Act 1990, §35

*Source:* NATIONS

#### *Constituent disclosure by brand*

*Law:* Smoke-Free Environments Act 1990, No. 108, §35(1); Smoke-Free Environments Regulations 1999, Sec. 36 and Schedules 5 and 6

*Source:* NATIONS

#### *Tobacco control education/promotion*

*Source:* TMA (2002)

*Comment:* The Health Sponsorship Council funds many health promotion and education activities.

### **Nicaragua**

#### *Advertising in certain media*

*Source:* WHO Regional Office for the Americas

*Comment:* Advertising is prohibited in local newspapers and magazines. Restrictions apply to advertisements on national TV and radio.

#### *Advertising in certain locations*

*Source:* WHO Regional Office for the Americas

*Comment:* Advertising is prohibited in cinemas.

Restrictions apply to advertisements on billboards and at point of sale.

#### *Smoking in government buildings (incl. worksites)*

*Law:* Ley de protección de los derechos humanos se los no fumadores, Ley 224 de 18 oct 1996

*Source:* WHO Regional Office for the Americas

#### *Smoking in educational facilities*

*Law:* Ley de protección de los derechos humanos se los no fumadores, Ley 224 de 18 oct 1996

*Source:* WHO Regional Office for the Americas

#### *Smoking in health care facilities*

*Law:* Ley de protección de los derechos humanos se los no fumadores, Ley 224 de 18 oct 1996

*Source:* WHO Regional Office for the Americas

#### *Smoking in restaurants*

*Source:* TMA (2002)

*Comment:* Smoking is banned from all indoor locations and any public place where there are 4 or more people present.

#### *Smoking in nightclubs and bars*

*Source:* TMA (2002)

*Comment:* Smoking is banned from all indoor locations and any public place where there are 4 or more people present.

#### *Smoking in other public places*

*Source:* TMA (2002)

*Comment:* Smoking is banned from all indoor locations and any public place where there are 4 or more people present.

#### *Package health warning/message*

*Law:* Law for the Protection of Rights of Non-smokers

*Source:* TMA (2002)

*Comment:* The following health warning must be displayed: "Warning: Smoking is harmful to health."

#### *Label design on packaging*

*Law:* Law for the Protection of Rights of Non-smokers

*Source:* TMA (2002)

*Comment:* The warning must consume at least 25% of the surface area on which it is printed. The warning must be printed in a clear and legible manner. The text must be in Spanish.

#### *Tobacco control education/promotion*

*Source:* TMA (2002)

*Comment:* The Ministry of Health's Chronic Disease Department is responsible for preventing tobacco-related illness.

### **Niger**

#### *Sponsorship or promotion for certain audiences*

*Law:* Arrête n 20 0035/MCT/DCI/DCP du 12 juillet 1984

*Source:* TMA (2002)

#### *Sponsorship advertising of events*

*Law:* Arrête n 20 0035/MCT/DCI/DCP du 12 juillet 1984

*Source:* TMA (2002)

#### *Brand stretching*

*Law:* Arrête n 20 0035/MCT/DCI/DCP du 12 juillet 1984

*Source:* TMA (2002)

#### *Ingredient/constituent information on package label*

*Law:* Arrête No. 042, Art. 2

*Source:* NATIONS

#### *Tobacco control education/promotion*

*Source:* TMA (2002)

*Comment:* Tobacco control issues are addressed by Niger's National Program on Health Information and Education.

### **Nigeria**

#### *Advertising in certain media*

*Source:* TMA (2002)

*Comment:* It is prohibited to advertise cigarettes in newspapers.

#### *Advertising to certain audiences*

*Source:* TMA (2002)

*Comment:* Based on the "Guidelines on the Advertising of Alcoholic Beverages and Tobacco," it is prohibited to advertise tobacco products prior to 9:00 PM via television and 6:00 PM via radio, as well as during religious or children's programming. Cinema advertisements for tobacco products are not permitted when the majority of the audience is made up of children. Furthermore, billboard advertisements for tobacco products are not permitted near schools. It is not known if these Guidelines are national legislation.

#### *Advertising in certain locations*

*Source:* TMA (2002)

*Comment:* A government decree bans cigarette advertisements on posters.

#### *Place of sales*

*Source:* TMA (2002)

*Comment:* Selling tobacco products is prohibited in government buildings.

#### *Smoking in government buildings (incl. worksites)*

*Law:* Tobacco Smoking (Control) Decree 1990 § 1 and Schedule 1

*Source:* NATIONS

#### *Smoking in private worksites*

*Law:* Tobacco Smoking (Control) Decree 1990 § 1 and Schedule 1

*Source:* NATIONS

#### *Smoking in educational facilities*

*Law:* Tobacco Smoking (Control) Decree 1990 § 1 and Schedule 1

*Source:* NATIONS

#### *Smoking in health care facilities*

*Law:* Tobacco Smoking (Control) Decree 1990 § 1 and Schedule 1

*Source:* NATIONS

#### *Smoking on buses*

*Law:* Tobacco Smoking (Control) Decree 1990 § 1 and Schedule 1

*Source:* NATIONS

#### *Smoking on trains*

*Law:* Tobacco Smoking (Control) Decree 1990 § 1 and Schedule 1

*Source:* NATIONS

#### *Smoking in taxis*

*Law:* Tobacco Smoking (Control) Decree 1990 § 1 and Schedule 1

*Source:* NATIONS

#### *Smoking on ferries*

*Law:* Tobacco Smoking (Control) Decree 1990 § 1 and Schedule 1

*Source:* NATIONS

#### *Smoking on domestic air flights*

*Source:* TMA (2002)

*Comment:* Okada Air prohibits smoking on flights.

#### *Smoking in other public places*

*Law:* Tobacco Smoking (Control) Decree 20 of 1990

*Source:* TMA (2002)

*Comment:* Smoking is prohibited in public buildings, except on lawns, in corridors or alone in offices.

#### *Advertising health warnings/messages*

*Law:* Tobacco Smoking (Control) Decree 1990 § 2

*Source:* NATIONS

*Comment:* Health warnings are required on radio, television, cinema, billboard, magazine and handbill advertisements.

#### *Package health warning/message*

*Source:* TMA (2002)

*Comment:* The packages of all tobacco products must show two warnings: "The Federal Ministry of Health warns that tobacco smoking is dangerous to health" and "Smokers are liable to die young."

#### *Label design on packaging*

*Law:* Tobacco Smoking (Control) Decree 1990 § 3(1); Code of Advertising Practice § 4(1)

*Source:* NATIONS

#### *Ingredient/constituent information on package label*

*Law:* Tobacco Smoking (Control) Decree 1990 § 3(2)

*Source:* NATIONS

*Comment:* The levels of tar and nicotine must be printed on tobacco product packages.

### **Niue**

#### *Advertising in certain media*

*Source:* WPRO (2000)

#### *Advertising to certain audiences*

*Source:* WPRO (2000)

#### *Advertising in certain locations*

*Source:* WPRO (2000)

*Comment:* Outdoor advertising is not permitted.

#### *Advertisement content or design*

*Source:* WPRO (2000)

#### *Sponsorship or promotion for certain audiences*

*Source:* WPRO (2000).

#### *Sponsorship advertising of events*

*Source:* WPRO (2000).

#### *Brand stretching*

*Source:* WPRO (2000)

#### *Sales to minors*

*Source:* WPRO (2000)



#### Single cigarette sales

Source: WPRO (2000)

#### Smoking in government buildings (incl. worksites)

Source: WPRO (2000)

#### Smoking in health care facilities

Source: WPRO (2000)

#### Smoking on domestic air flights

Source: WPRO (2000)

#### Package health warning/message

Source: WPRO (2000)

#### Label design on packaging

Source: WPRO (2000)

Comment: The health warning, written in English, should cover 5% of the front of the cigarette pack.

#### Amount of tar

Source: WPRO (2000)

#### Amount of nicotine

Source: WPRO (2000)

#### Amount of other ingredients/constituents

Source: WPRO (2000)

### Norway

#### Advertising in certain media

Source: WHO/EUR/02/5041305

Comment: Advertising is prohibited on national TV, national radio and in local magazines and newspapers. Restrictions apply to advertisements on cable TV and in international magazines and newspapers.

#### Advertising in certain locations

Source: WHO/EUR/02/5041305

Comment: Advertising is banned on billboards and outdoor walls, at points of sales and kiosks and in cinemas.

#### Sponsorship advertising of events

Law: Amendment, 5 June 1975

Source: TMA (2002)

#### Sales to minors

Source: WHO/EUR/02/5041305

Comment: The minimum age to purchase tobacco products is 18 years.

#### Sales by minors

Law: Act Relating to the Prevention of the Harmful Effects of Tobacco, Act No. 14, §5

Source: NATIONS

Comment: Minors may sell tobacco only if supervised daily by a person over the age of 18.

#### Misleading information on packaging

Law: Regulations on the Labeling of Tobacco Products and on the Tar and Nicotine Yield of Cigarettes §10; Act Relating to the Prevention of the Harmful Effects of Tobacco, Act No. 14, §3

Source: NATIONS

#### Smoking in government buildings (incl. worksites)

Law: Act of 2 February 1995

Source: TMA (2002)

Comment: Cigarette smoking is prohibited in all publicly accessible areas, meeting rooms, workplaces and institutions where at least 2 people are assembled.

#### Smoking in private worksites

Law: Act of 2 February 1995

Source: TMA (2002)

Comment: Cigarette smoking is prohibited in all publicly accessible areas, meeting rooms, workplaces and institutions where at least 2 people are assembled.

#### Smoking in educational facilities

Law: Act of 2 February 1995

Source: TMA (2002)

Comment: Smoking is banned in all indoor and outdoor school grounds, including both playground facilities and teacher/staff rooms.

#### Smoking in health care facilities

Law: Act of 2 February 1995

Source: TMA (2002)

Comment: Cigarette smoking is prohibited in all publicly accessible areas, meeting rooms, workplaces and institutions where at least 2 people are assembled. "Living rooms" are exempt; however the institution is also obligated to establish "smoke-free rooms" for non-smokers. In health care facilities specifically, if there are multiple "living rooms" serving an identical purpose, then smoking is restricted to one-half or fewer rooms. If smoke can "seep into the non-smoking zones" from a designated smoking room, then smoking is no longer permitted in that room.

#### Smoking on international air flights

Source: WHO/EUR/02/5041305

Comment: Smoking on international flights is restricted or banned by voluntary agreement only.

#### Smoking in restaurants

Law: Act of 2 February 1995

Source: TMA (2002), <http://www.smh.com.au/articles/2003/04/10/1049567788467.html>

Comment: Cafes or bars where food and/or beverage service is the primary activity must provide restricted eating areas for smokers. The smoking area must be arranged such that non-smokers do not need to pass through any part of the smoking-zone while being seated. Effective in spring 2004, smoking will be prohibited completely.

#### Smoking in nightclubs and bars

Law: Act of 2 February 1995

Source: TMA (2002), <http://www.smh.com.au/articles/2003/04/10/1049567788467.html>

Comment: Effective spring 2004, smoking will be prohibited completely.

#### Smoking in other public places

Law: Act of 2 February 1995

Source: TMA (2002)

Comment: There is a smoking ban in theaters and cinema.

#### Advertising health warnings/messages

Source: WHO/EUR/02/5041305

Comment: Complete ban on tobacco advertising.

#### Age verification for sales

Law: Act Relating to the Prevention of the Harmful Effects of Tobacco, Act No. 14, §5

Source: NATIONS

#### Package health warning/message

Law: Regulations No.830 of 25 March 1983

Source: TMA (2002)

Comment: Each cigarette pack must have 2 warning labels: a general warning on the front of the pack and a rotating warning on the back of the pack. The text of the general warning must read: "Very harmful to health." There are 12 rotating warnings, which must be rotated equally over time, geographic region and specific brands. Both warnings must end with the words: "The Norwegian Board of Health" or "The Directorate of Health." Cigar, cigarillo, pipe tobacco and smokeless tobacco packages must also carry the general health warning in addition to one of 5 rotating warnings, following the same guidelines as above. In particular, smokeless tobacco must carry the warning: "Carcinogenic."

#### Label design on packaging

Source: TMA (2002)

Comment: The warning must not be removable. It must be printed clearly against a single color background, framed by a continuous line. The general warning must occupy at least 4% of the front of the pack while the rotating warning must occupy 4% of the back of the pack. The placement must be such that the warnings are not destroyed if the pack is opened in the normal way. All text must be written in Norwegian.

#### Ingredient/constituent information on package label

Law: Law copy 01 Jan 94

Source: TMA (2002)

Comment: Packages must list tar, nicotine and carbon monoxide levels in Norwegian, in yields (milligrams) per cigarette.

#### Amount of tar

Law: Law copy 01 Jan 94

Source: TMA (2002)

Comment: By 01 January 1996 the maximum level of tar allowed per cigarette was 15 mg. As of 01 January 2000, the maximum permissible level was reduced to 12 mg.

#### Product constituents as confidential information

Law: Act Relating to the Prevention of the Harmful Effects of Tobacco, Act No. 14, §7

Source: NATIONS

Comment: Manufacturers and dealers must furnish the Ministry with information required by the National Council on Tobacco and Health to fulfill its functions in accordance with the Act.

### Oman

#### Advertising in certain locations

Source: TMA (2002)

Comment: Billboard advertising is prohibited.

#### Sponsorship or promotion for certain audiences

Source: EMRO

Comment: Sponsorship of sporting or artistic events is banned.

#### Smoking on buses

Source: WHO/EMRO Conference on Tobacco, July 1999

#### Smoking on domestic air flights

Source: WHO/EMRO Conference on Tobacco, July 1999

#### Smoking on international air flights

Source: WHO/EMRO Conference on Tobacco, July 1999

#### Smoking in restaurants

Law: Minister decision, 17 January 1995

Source: TMA (2002)

#### Smoking in other public places

Law: Minister decision, 17 January 1995

Source: TMA (2002)

Comment: Smoking is prohibited in coffee shops and beauty salons.

#### Advertising health warnings/messages

Source: TMA (2002)

Comment: Cigarette advertisements must bear the message: "Health Warning: Smoking is a main cause of lung cancer and of heart and arteries disease," which must account for at least 10% of the advertisement.

#### Package health warning/message

Law: Resolution 24 of the Health Ministers of the Arab Gulf States, January 1980

Source: Roemer, R. (1993)

Comment: The text "Health Warning: Smoking is a leading cause of lung cancer and of pulmonary and cardiovascular diseases" is required on cigarette packets.

#### Amount of tar

Source: TMA (2002)

Comment: Cigarette levels of tar must not exceed 12 mg.

#### Amount of nicotine

Source: TMA (2002)

Comment: Cigarette levels of nicotine must not exceed 0.8 mg.

### Pakistan

#### Advertising in certain media

Source: ERC (2001)

Comment: Television and printed media advertisements are permitted with restrictions, notably with clearing of all television advertisements by the Television Censor Board and the Federal Censor Board. Television is prohibited from showing cigarette advertisements during prime time viewing, with advertising prohibited before 10:00 PM.



#### *Advertising to certain audiences*

Source: TMA (2002)

Comment: Tobacco product advertisement on television is restricted to "adult viewing hours."

#### *Advertising in certain locations*

Law: Prohibition of smoking and protection of Non-Smokers Health Ordinance, 2002

Source: WHO Eastern Mediterranean Regional Office

Comment: All advertisements, in any location, must receive clearance from a committee that the Federal Government may constitute. Advertisements not in accordance with guidelines that the committee may prescribe are prohibited.

#### *Advertisement content or design*

Source: ERC (2001); TMA (2002)

Comment: Advertisements must not exaggerate the pleasures of smoking. Females may not be shown smoking and must wear appropriate attire. All models used in the advertisements must be over 25 years of age.

#### *Sales to minors*

Law: Prohibition of smoking and protection of Non-Smokers Health Ordinance, 2002

Source: WHO Eastern Mediterranean Regional Office

Comment: Cigarettes and other smoking substances may not be sold to persons below the age of 18 years.

#### *Place of sales*

Law: Prohibition of smoking and protection of Non-Smokers Health Ordinance, 2002

Source: WHO Eastern Mediterranean Regional Office

Comment: The sale or distribution of cigarettes or other smoking substances in the immediate vicinity of educational institutions is prohibited.

#### *Free products*

Source: Muhammad Waheed Akhter, Tobacco Control Legal Forum of Pakistan

#### *Smoking in private worksites*

Source: USDA

Comment: Smoking is banned in offices.

#### *Smoking in other public places*

Source: EMRO

Comment: Smoking is banned in closed public places.

#### *Advertising health warnings/messages*

Law: Cigarettes (Printing of Warning) (Amendment) Ordinance, 2002

Source: WHO Eastern Mediterranean Regional Office

Comment: On all types of advertisements on any media, a health warning prescribed by the Ministry of Health must be printed legibly and prominently, both in English and Urdu.

#### *Package health warning/message*

Law: Cigarettes (Printing of Warning) Ordinance 1979

Source: TMA (2002)

Comment: The words "WARNING: smoking is injurious to health" must be printed on all tobacco packs.

#### *Label design on packaging*

Law: Cigarettes (Printing of Warning) Ordinance 1982

Source: TMA (2002)

Comment: The warning must be printed in both English and Urdu on the front and back of each package in bold red lettering on a white background. The letters must be clear and legible, and no less than 3 mm in height.

#### *Amount of other ingredients/constituents*

Source: ERC (2001)

Comment: The presence of additives and pesticides must be indicated.

#### *Tobacco control education/promotion*

Source: WTF (2001)

Comment: The government has launched an anti-smoking campaign on the radio and television in an attempt to discourage smoking.

### **Palau**

#### *Sales to minors*

Law: RPPL 4-25 §4(1)

Source: NATIONS

Comment: The minimum age to purchase tobacco products is 19 years.

#### *Vending machines*

Law: RPPL 4-25 §4(3) ; Regulations Governing Sale of Tobacco Products §4(d)

Source: NATIONS

#### *Smoking in government buildings (incl. worksites)*

Law: RPPL 3-62 §2

Source: NATIONS

#### *Age verification for sales*

Law: RPPL 4-25 §4(1)

Source: NATIONS

#### *Litigation enabling provisions*

Law: RPPL 5-22

Source: NATIONS

### **Panama**

#### *Advertising in certain media*

Source: WHO Regional Office for the Americas

Comment: Advertising is restricted on national television and radio and in local and international newspapers and magazines.

#### *Vending machines*

Law: Ejecutivo No 86, 27 de mayo 1999

Source: WHO Regional Office for the Americas

#### *Advertising to certain audiences*

Source: TMA (2002)

Comment: Advertisements cannot be targeted at minors.

#### *Advertising in certain locations*

Source: Source: WHO Regional Office for the Americas

Comment: Advertising is banned in cinemas. Restrictions apply to advertisements on billboards, at the point of sale and in rented videos.

#### *Advertisement content or design*

Law: Executive Decree No. 299 of 29 April 1992 regulating the advertising and promotion of cigarettes, tobacco products, and alcoholic beverages

Source: TMA (2002)

Comment: Advertisements on television are prohibited from using models under the age of 21. Models are not allowed to be shown smoking or holding a cigarette in their mouth. Televised advertisements must not encourage the use and consumption of tobacco products.

#### *Sales to minors*

Law: Law No. 30 of 26 December 1990 amending Sections 1 and 4 and repealing Section 3 of Law No. 36 of 25 November 1952

Source: TMA (2002)

Comment: The minimum age to purchase tobacco products is 18 years.

#### *Smoking in health care facilities*

Law: Resolution by the Ministry of Health, 1991

Source: PAHO (1992)

#### *Smoking on buses*

Law: Decree of 1978

Source: Roemer, R. (1993), WHO/TOH/CLH/90.1

#### *Smoking in other public places*

Source: TMA (2002)

Comment: Smoking inside public buildings is prohibited, including theaters.

#### *Advertising health warnings/messages*

Law: Decreto Ejecutivo No. 299, 29 de abril 1992

Source: WHO Regional Office for the Americas

#### *Package health warning/message*

Law: Cabinet Decree No. 56 of 17 March 1970

prescribing measures against cigarettes

Source: TMA (2002)

Comment: All cigarettes produced in Panama are required to print the following health warning on every package or pack of cigarettes: "Attention: Smoking is harmful to your health."

#### *Tobacco control education/promotion*

Source: WHO/TOH/CLH/90.3, PAHO (1992)

Comment: The Ministry of Education, Caja del Seguro Social, Ministry of Health and media are to participate in educational campaigns against tobacco.

### **Papua New Guinea**

#### *Advertising in certain media*

Law: The Tobacco Products (Health Control) Act 1987

Source: IDHL (1988) 39 (4): 863-865, AJPH May 1990, Vol. 80, No. 5, WHO/TOH/CLH/90.3

Comment: It is prohibited to advertise on television or radio and through advertisements of other goods or services.

#### *Advertisement content or design*

Law: The Tobacco Products (Health Control) Act 1987

Source: IDHL (1988) 39 (4): 863-865, AJPH May 1990, Vol. 80, No. 5, WHO/TOH/CLH/90.3

Comment: Print, billboard and poster advertisements for tobacco products are limited in content to brand or corporate name without the use of slogans, images of any kind, the words "cigarettes" or "tobacco" or any description relating to the use of tobacco products.

#### *Sponsorship or promotion for certain audiences*

Source: WPRO (2000)

#### *Sales to minors*

Law: The Tobacco Products (Health Control) Act 1987

Source: IDHL (1988) 39 (4): 863-865, AJPH May 1990, Vol. 80, No. 5, WHO/TOH/CLH/90.3

Comment: The minimum age to purchase tobacco or imitation tobacco products is 18 years.

#### *Vending machines*

Source: WPRO (2000)

#### *Smoking in government buildings (incl. worksites)*

Source: WPRO (2000)

#### *Smoking in educational facilities*

Law: The Tobacco Products (Health Control) Act 1987

Source: IDHL (1988) 39 (4): 863-865, AJPH May 1990, Vol. 80, No. 5, WHO/TOH/CLH/90.3

Comment: The Minister of Health has the authority to limit or ban smoking on school premises.

#### *Smoking in health care facilities*

Source: IDHL (1988) 39 (4): 863-865, AJPH May 1990, Vol. 80, No. 5, WHO/TOH/CLH/90.3

Comment: Restrictions in hospitals are made on a voluntary basis.

#### *Smoking on buses*

Law: The Tobacco Products (Health Control) Act 1987

Source: IDHL (1988) 39 (4): 863-865, AJPH May 1990, Vol. 80, No. 5, WHO/TOH/CLH/90.3

Comment: The Minister of Health has the authority to limit or ban smoking on public transportation.

#### *Smoking on trains*

Law: The Tobacco Products (Health Control) Act 1987

Source: IDHL (1988) 39 (4): 863-865, AJPH May 1990, Vol. 80, No. 5, WHO/TOH/CLH/90.3

Comment: The Minister of Health has the authority to limit or ban smoking on public transportation.

#### *Smoking in taxis*

Law: The Tobacco Products (Health Control) Act 1987

Source: IDHL (1988) 39 (4): 863-865, AJPH May 1990, Vol. 80, No. 5, WHO/TOH/CLH/90.3

Comment: The Minister of Health has the authority to limit or ban smoking on public transportation.

#### *Smoking on ferries*

**Law:** The Tobacco Products (Health Control) Act 1987  
**Source:** IDHL (1988) 39 (4): 863-865, AJPH May 1990, Vol. 80, No. 5, WHO/TOH/CLH/90.3  
**Comment:** The Minister of Health has the authority to limit or ban smoking on public transportation.

#### *Smoking on domestic air flights*

**Source:** WPRO (2000)

#### *Smoking in other public places*

**Law:** The Tobacco Products (Health Control) Act 1987  
**Source:** IDHL (1988) 39 (4): 863-865, AJPH May 1990, Vol. 80, No. 5, WHO/TOH/CLH/90.3  
**Comment:** The Minister of Health has the authority to limit or ban smoking in public places.

#### *Advertising health warnings/messages*

**Law:** The Tobacco Products (Health Control) Act 1987/Act. 30 of 1987  
**Source:** TMA (2002)

**Comment:** All print and poster cigarette advertisements are required to print the following warning: "GOVERNMENT WARNING: SMOKING IS DANGEROUS TO HEALTH." The size of the warning shall not be less than 1/5 of the largest print used in the advertisement.

#### *Package health warning/message*

**Law:** The Tobacco Products (Health Control) Act 1987/Act. 30 of 1987  
**Source:** TMA (2002)

**Comment:** All cigarette packs require the following warning: "GOVERNMENT WARNING: SMOKING IS DANGEROUS TO HEALTH."

#### *Label design on packaging*

**Law:** The Tobacco Products (Health Control) Act 1987/Act. 30 of 1987  
**Source:** TMA (2002)

**Comment:** The warning must be printed in uppercase letters in 9 point bold.

#### *Ingredient/constituent information on package label*

**Law:** The Tobacco Products (Health Control) Act 1987  
**Source:** IDHL (1988) 39 (4): 863-865, AJPH May 1990, Vol. 80, No. 5, WHO/TOH/CLH/90.3

#### *Amount of tar*

**Law:** The Tobacco Products (Health Control) Act 1987  
**Source:** IDHL (1988) 39 (4): 863-865, AJPH May 1990, Vol. 80, No. 5, WHO/TOH/CLH/90.3

#### *Amount of nicotine*

**Law:** The Tobacco Products (Health Control) Act 1987  
**Source:** IDHL (1988) 39 (4): 863-865, AJPH May 1990, Vol. 80, No. 5, WHO/TOH/CLH/90.3

#### *Amount of other ingredients/constituents*

**Law:** The Tobacco Products (Health Control) Act 1987  
**Source:** IDHL (1988) 39 (4): 863-865, AJPH May 1990, Vol. 80, No. 5, WHO/TOH/CLH/90.3

#### *Tobacco control education/promotion*

**Source:** WPRO (2000)

### **Paraguay**

#### *Advertising in certain media*

**Law:** Law No. 1.333 On The Advertising And Promotion Of Tobacco And Alcoholic Beverages  
**Source:** NATIONS

**Comment:** Advertisements may not be aired on broadcast or cable television, during local programs, from 6:00 AM until 8:00 PM. Advertisements cannot be aired on AM or FM radio from 6:00 AM until 1:00 PM, with the exception of political, economic and social programs and noon news broadcasts addressed to adult audiences. Printed advertisements are restricted by size.

#### *Advertising to certain audiences*

**Law:** Law No. 1.333 On The Advertising And Promotion Of Tobacco And Alcoholic Beverages  
**Source:** NATIONS

**Comment:** Advertisements in movie theaters are permitted only while showing movies aimed at persons over 18 years of age. Likewise, advertising by mail, telephone or other non-traditional means must be aimed only at persons over 18 years of age.

#### *Advertising in certain locations*

**Law:** Law No. 1.333 On The Advertising And Promotion Of Tobacco And Alcoholic Beverages  
**Source:** NATIONS, WHO Regional Office for the Americas

**Comment:** Advertisements of any form are prohibited within or up to a 150 meter radius of educational institutions, health care facilities and government facilities. Additional restrictions apply to billboard, point of sale, cinema and rented video advertisements.

#### *Advertisement content or design*

**Law:** Law No. 836/80 of 15 December 1980 promulgating the Health Code (Sections 202-203)  
**Source:** IDHL (1981) 32(4): 634

**Comment:** Tobacco ads may refer only to the quality and origin of the tobacco and must not encourage its consumption. The use of figures or characters representing children or adolescents is prohibited, as is the association of tobacco with sports, work, study or home.

#### *Free products*

**Law:** Law No. 1.333 On The Advertising And Promotion Of Tobacco And Alcoholic Beverages  
**Source:** NATIONS

**Comment:** Free samples may be given to potential consumers over the age of 18 years old, and may only be given out by individuals over 18 years old.

#### *Smoking in government buildings (incl. worksites)*

**Law:** Ley No. 825 De Protección de No Fumadores, 11 de enero 1996

**Source:** WHO Regional Office for the Americas

**Comment:** Smoking areas are allowed.

#### *Smoking in private worksites*

**Law:** Ley No. 825 De Protección de No Fumadores, 11 de enero 1996

**Source:** WHO Regional Office for the Americas

**Comment:** Smoking areas are allowed.

#### *Smoking in educational facilities*

**Law:** Ley No. 825 De Protección de No Fumadores, 11 de enero 1996

**Source:** WHO Regional Office for the Americas

**Comment:** Smoking areas are allowed.

#### *Smoking in health care facilities*

**Law:** Ley No. 825 De Protección de No Fumadores, 11 de enero 1996

**Source:** WHO Regional Office for the Americas

**Comment:** Smoking areas are allowed.

#### *Smoking on buses*

**Law:** Ley No. 825 De Protección de No Fumadores, 11 de enero 1996

**Source:** WHO Regional Office for the Americas

**Comment:** Smoking areas are allowed.

#### *Smoking on trains*

**Law:** Ley No. 825 De Protección de No Fumadores, 11 de enero 1996

**Source:** WHO Regional Office for the Americas

**Comment:** Smoking areas are allowed.

#### *Smoking in taxis*

**Law:** Ley No. 825 De Protección de No Fumadores, 11 de enero 1996

**Source:** WHO Regional Office for the Americas

**Comment:** Smoking areas are allowed.

#### *Smoking on ferries*

**Law:** Ley No. 825 De Protección de No Fumadores, 11 de enero 1996

**Source:** WHO Regional Office for the Americas

**Comment:** Smoking areas are allowed.

#### *Smoking on domestic air flights*

**Law:** Ley No. 825 De Protección de No Fumadores, 11 de enero 1996

**Source:** WHO Regional Office for the Americas

**Comment:** Smoking areas are allowed.

#### *Smoking in restaurants*

**Law:** Law No. 825 On The Protection Of Non-Smokers  
**Source:** NATIONS

**Comment:** Separate areas are designated for non-smokers.

#### *Smoking in nightclubs and bars*

**Law:** Law No. 825 On The Protection Of Non-Smokers  
**Source:** NATIONS

**Comment:** Separate areas are designated for non-smokers.

#### *Smoking in other public places*

**Law:** Law No. 825 On The Protection Of Non-Smokers  
**Source:** NATIONS

**Comment:** Smoking is prohibited, except in areas specifically equipped for this purpose.

#### *Advertising health warnings/messages*

**Law:** Law No. 1.333 On The Advertising And Promotion Of Tobacco And Alcoholic Beverages  
**Source:** NATIONS

**Comment:** Advertisements must include the following warning: "The Ministry of Public Health and Social Welfare Warns: SMOKING CAUSES CANCER AND RESPIRATORY ILLNESSES." The size of the warning must not be less than 10% of the entire space, and must be readily legible and in contrasting form. In addition, television advertisements must display the warnings in Article 8 (a and b) for at least 3 seconds.

### **Peru**

#### *Advertising in certain media*

**Source:** WHO Regional Office for the Americas  
**Comment:** Advertisements on national TV and radio are restricted.

#### *Advertising to certain audiences*

**Source:** TMA (2002)

**Comment:** Advertisements may not be presented in times or places most likely to be accessible to children.

#### *Advertising in certain locations*

**Source:** WHO Regional Office for the Americas  
**Comment:** Billboard advertisements are restricted.

#### *Sales to minors*

**Law:** Law No.26957 of 29 May 1998

**Source:** IDHL (2002)

#### *Place of sales*

**Law:** Republic of Peru Hygiene Regulation, 1987

**Source:** PAHO (1992)

**Comment:** Cigarette sales are prohibited on school premises.

#### *Smoking in government buildings (incl. worksites)*

**Law:** Ley No. 25357 de 12 de noviembre 1991

**Source:** WHO Regional Office for the Americas

**Comment:** Smoking areas are allowed.

#### *Smoking in private worksites*

**Law:** Ley No. 25357 de 12 de noviembre 1991

**Source:** WHO Regional Office for the Americas

**Comment:** Smoking areas are allowed.

#### *Smoking in educational facilities*

**Law:** Ley No. 25357 de 12 de noviembre 1991

**Source:** WHO Regional Office for the Americas

**Comment:** Smoking areas are allowed.

#### *Smoking in health care facilities*

**Law:** Ley No. 25357 de 12 de noviembre 1991

**Source:** WHO Regional Office for the Americas

**Comment:** Smoking areas are allowed.

#### *Smoking in buses*

**Law:** Ley No. 25357 de 12 de noviembre 1991

**Source:** WHO Regional Office for the Americas

**Comment:** Smoking areas are allowed.

#### *Smoking on trains*

**Law:** Ley No. 25357 de 12 de noviembre 1991

**Source:** WHO Regional Office for the Americas

**Comment:** Smoking areas are allowed.

#### *Smoking in taxis*

*Law:* Ley No. 25357 de 12 de noviembre 1991

*Source:* WHO Regional Office for the Americas

*Comment:* Smoking areas are allowed.

#### *Smoking in ferries*

*Law:* Ley No. 25357 de 12 de noviembre 1991

*Source:* WHO Regional Office for the Americas

*Comment:* Smoking areas are allowed.

#### *Smoking on domestic air flights*

*Law:* Ley No. 25357 de 12 de noviembre 1991

*Source:* WHO Regional Office for the Americas

*Comment:* Smoking areas are allowed.

#### *Smoking on international air flights*

*Source:*

<http://www.ostpxweb.dot.gov/policy/safety/smoke2.html>

*Comment:* By voluntary agreement, there is no smoking on some service to Ecuador on Aeroperu airlines.

#### *Smoking in restaurants*

*Law:* Ley No. 25357 de 12 de noviembre 1991

*Source:* WHO Regional Office for the Americas

*Comment:* Smoking areas are allowed.

#### *Smoking in nightclubs and bars*

*Law:* Ley No. 25357 de 12 de noviembre 1991

*Source:* WHO Regional Office for the Americas

*Comment:* Smoking areas are allowed.

#### *Smoking in other public places*

*Law:* Law No. 25357 of 12 November 1991 prohibiting smoking in closed premises for public use, including premises inside public and private establishments and public transport vehicles

*Source:* TMA (2002)

*Comment:* Smoking is prohibited in all enclosed public places and all public areas within private premises.

#### *Advertising health warnings/messages*

*Source:* TMA (2002)

*Comment:* All cigarette advertisements must carry the following warning: "Fumar puede ser danino para la salud (Smoking may be dangerous to health)."

#### *Package health warning/message*

*Law:* Law No. 25357 of 12 November 1991 prohibiting smoking in closed premises for public use, including premises inside public and private establishments and public transport vehicles

*Source:* TMA (2002)

*Comment:* Each cigarette pack must display the following warning: "Fumar es danino para la salud. Esta prohibido fumar en lugares publicos segun la ley No... (Smoking is harmful to health. Smoking is prohibited in public places according to Law No...)"

#### *Label design on packaging*

*Law:* Law No. 25357 of 12 November 1991 prohibiting smoking in closed premises for public use, including premises inside public and private establishments and public transport vehicles

*Source:* TMA (2002)

*Comment:* The warning must be placed where it is most visible and must be printed in clearly legible characters. The warning must occupy at least 20% of the total surface area of the pack.

#### *Ingredient/constituent information on package label*

*Law:* Law No. 25357, amendment to Sec. 7

*Source:* IDHL (2002)

*Comment:* The amount of tar and nicotine must be indicated on packets, packaging and wrappings.

### **Philippines**

#### *Advertising to certain audiences*

*Law:* Code of Ethics, Rules and Regulations for Advertising and Promotion

*Source:* TMA (2002)

*Comment:* Advertisements cannot be directed at people under 16 years of age.

#### *Advertisement content or design*

*Law:* Consumer Protection Act (#7394)

*Source:* TMA (2002)

*Comment:* Advertisements may not show the act of smoking or inhaling, may not exaggerate smoking or encourage persons to smoke by suggesting an association between smoking and health, relaxation, social acceptance, manliness, sexual success or business success. Entertainers under 21 or who appeal to the young may not appear in advertisements.

#### *Free products*

*Law:* Consumer Protection Act (#7394)

*Source:* TMA (2002)

*Comment:* Tobacco distribution may not occur in schools.

#### *Smoking in government buildings (incl. worksites)*

*Source:* TMA (2002)

*Comment:* Smoking in government buildings is permitted in designated smoking areas only.

#### *Smoking in educational facilities*

*Source:* TMA (2002)

*Comment:* Smoking in schools is permitted in designated smoking areas only.

#### *Smoking in health care facilities*

*Source:* TMA (2002)

*Comment:* Smoking in health care facilities is permitted in designated smoking areas only.

#### *Smoking on buses*

*Source:* TMA (2002)

*Comment:* Smoking is prohibited on all public utility buses.

#### *Smoking on trains*

*Source:* TMA (2002)

*Comment:* Smoking is prohibited on all public utility trains.

#### *Smoking in restaurants*

*Law:* S. No. 382, S. No. 375

*Source:* TMA (2002)

*Comment:* Smoking is prohibited in restaurants. Owners must display signs stating that smoking is prohibited.

#### *Smoking in other public places*

*Source:* TMA (2002)

*Comment:* Smoking is prohibited in public places, except those with designated smoking areas.

#### *Advertising health warnings/messages*

*Law:* Administrative Order 10S, Sec. 6

*Source:* NATIONS

*Comment:* Cigarette ads must contain the same warning statement indicated on package labels.

#### *Package health warning/message*

*Law:* Rules and Regulations On Labeling And Advertisement Of Cigarettes

*Source:* TMA (2002)

*Comment:* Every pack of cigarettes or cigars must display the following health warning: "SECRETARY OF HEALTH WARNING: CIGARETTE SMOKING IS DANGEROUS TO HEALTH."

#### *Label design on packaging*

*Law:* Rules and Regulations On Labeling And Advertisement Of Cigarettes

*Source:* TMA (2002)

*Comment:* The warning must be located on the lower portion of the front and back principle display panels. The warning must occupy a space not less than 25% of the area. The print shall be in black in type-size letter of bold Helvetica, not less than 3 mm and shall be enclosed by an outlined box of the same black color on a rectangular white background.

#### *Tobacco control education/promotion*

*Source:* TMA (2002)

*Comment:* The Philippine Department of Health heads a publicity campaign to discourage the initiation of tobacco use.

### **Poland**

#### *Advertising in certain media*

*Source:* WHO/EUR/02/5041305

*Comment:* National TV, cable TV, national radio, local magazines and newspapers and international magazines and newspaper advertising is banned.

#### *Advertising in certain locations*

*Source:* WHO/EUR/02/5041305

*Comment:* Advertising is banned on billboards and outdoor walls and in cinemas. Restrictions apply to points of sale and kiosk advertisements.

#### *Sales to minors*

*Source:* WHO/EUR/02/5041305

*Comment:* The minimum age to purchase tobacco products is 18 years.

#### *Place of sales*

*Law:* Protection of Public Health Against the Effects of Tobacco Use, with corrections passed September 10, 1999 to the Law on the Protection of Public Health against the Effects of Tobacco Use

*Source:* TMA (2002)

*Comment:* The sale of tobacco products is prohibited in health care institutions, schools or other educational facilities and in sports and recreational grounds.

#### *Smoking in other public places*

*Source:* ERC (2001)

*Comment:* Designated smoking areas are required by law in financial institutions, public meeting places, museums, libraries and sport and leisure facilities.

#### *Advertising health warnings/messages*

*Source:* WHO/EUR/02/5041305

*Comment:* Advertising is permitted at point of sale only. It is unknown if health warnings are required on these advertisements.

#### *Package health warning/message*

*Source:* TMA (2002)

*Comment:* Domestically produced cigarette packages must display one of 4 health warnings: "Attention! The deleterious effects of smoking to health have been scientifically proven," "Attention! The link between smoking and lung disease has been scientifically proven," "Attention! Scientific studies prove that smoking is harmful to health" and "Smoking or health-The choice is yours." All statements must be followed by "Minister of Health and Social Welfare."

#### *Label design on packaging*

*Source:* WHO/EUR/02/5041305

*Comment:* The health message must occupy 30% of each of the largest sides of a single cigarette pack. Other regulations apply to the placing of the message, color, contrast, font size, area to cover, content, number of messages and language.

### **Portugal**

#### *Advertising in certain media*

*Law:* Decree-Law No. 226/83 of 27 May 1983

*Source:* WHO/EUR/02/5041305

*Comment:* Advertisements are banned on national TV, cable TV, national radio and in local magazines and newspapers. No restrictions apply to advertising in international magazines and newspapers.

#### *Advertising in certain locations*

*Source:* WHO/EUR/02/5041305

*Comment:* Billboard, outdoor wall and cinema advertising is banned. Partial restrictions apply to point of sales and kiosk advertisements.

#### *Sponsorship advertising of events*

*Law:* Decree-Law 226/83 of 27 May 1983

*Source:* TMA (2002)

*Comment:* Exceptions were made to allow sponsorship of motor vehicles in organized events (as part of a European or world championship) until 1996.

*Smoking in government buildings (incl. worksites)*

Law: Decree-Law No. 226/83 of 27 May 1983

Source: TMA (2002)

Comment: There is a ban on smoking in government offices.

*Smoking in private worksites*

Law: Decree-Law No. 226/83 of 27 May 1983

Source: TMA (2002)

Comment: Workplaces are required to have no smoking areas.

*Smoking on domestic air flights*

Source: TMA (2002)

Comment: By law, smoking is restricted in all public transportation vehicles. An industry source cites the banning of tobacco use on TAP's domestic flights of less than two hours.

*Smoking in other public places*

Law: Decree-Law No. 226/83 of 27 May 1983

Source: TMA (2002)

Comment: Smoking is restricted in arenas and sports facilities, as well as in theaters.

*Advertising health warnings/messages*

Law: Decree-Law No. 253 of 4 August 1990

Source: IDHL (1994) 45 (3): 330

Comment: Advertising is allowed only at points of sale.

*Package health warning/message*

Law: Portaria 821/91, implementing the EC directives on labeling and 'tar'

Source: TMA (2002)

Comment: Cigarette packs must bear one of 4 rotating warnings in addition to the label "SERIOUSLY DAMAGING TO YOUR HEALTH." The rotating warnings are: "SMOKING CAUSES FATAL DISEASES," "SMOKING CAN KILL," "PROTECT YOUR CHILDREN: DON'T MAKE THEM BREATHE YOUR SMOKE" and "SMOKERS DIE YOUNGER."

*Label design on packaging*

Law: Portaria 821/91, implementing the EC directives on labeling and 'tar'

Source: WHO/EUR/02/5041305, TMA (2002)

Comment: The health warning must occupy 4% of the label for cigarettes and rolling tobacco and 1% for other types of tobacco products. It must be printed in Portuguese and placed on a non-detachable back portion of the pack.

*Tobacco control education/promotion*

Source: TMA (2002)

Comment: There is a National Council for Smoking Prevention that carries out anti-smoking efforts in communities, including school and health care centers.

**Qatar**

*Sponsorship or promotion for certain audiences*

Source: EMRO

Comment: Sponsorship of sporting or artistic events is banned.

*Brand stretching*

Source: USDA

Comment: It is prohibited to import promotional material carrying the brand name of tobacco products.

*Sales to minors*

Law: Law No. (20) of the Year 2002 in the Control of Tobacco and its Derivatives

Source: WHO Eastern Mediterranean Regional Office

Comment: The minimum age to purchase tobacco products is 18 years.

*Location of sales*

Law: Law No. (20) of the Year 2002 in the Control of Tobacco and its Derivatives

Source: WHO Eastern Mediterranean Regional Office

Comment: Tobacco products may not be sold within 500 meters from any school or other educational or training institution.

*Smoking in other public places*

Source: EMRO

Comment: Smoking is prohibited in closed places.

*Package health warning/message*

Law: Law No. (20) of the Year 2002 in the Control of Tobacco and its Derivatives

Source: WHO Eastern Mediterranean Regional Office

Comment: The following warning is required on all packs of cigarettes, tobacco or its derivatives: "Smoking is a main cause of cancer, lung, heart and cardiovascular diseases."

*Label design on packaging*

Law: Law No. (20) of the Year 2002 in the Control of Tobacco and its Derivatives

Source: WHO Eastern Mediterranean Regional Office

Comment: The health warning must be entitled "HEALTH WARNING" and must be printed on both sides of the pack. The size of the font must not be less than one quarter of the size of the trade mark title on the cigarette pack or tobacco product. The color of the font must be in the same color as the trade mark title.

*Amount of tar*

Law: Law No. (20) of the Year 2002 in the Control of Tobacco and its Derivatives

Source: WHO Eastern Mediterranean Regional Office

Comment: Cigarette levels of tar must not exceed 10 mg.

*Amount of nicotine*

Law: Law No. (20) of the Year 2002 in the Control of Tobacco and its Derivatives

Source: WHO Eastern Mediterranean Regional Office

Comment: Cigarette levels of nicotine must not exceed 0.6 mg.

**Republic of Korea**

*Advertising in certain media*

Law: The Tobacco Business Act

Source: TMA (2002)

Comment: Advertising is banned on television, radio and in newspapers. Magazine advertising is restricted to 120 insertions per brand name per year.

*Advertising to certain audiences*

Law: The Tobacco Business Act

Source: TMA (2002)

Comment: Advertisements may not appear in magazines aimed at young people. By voluntary code, advertisements shall not be directed at women or youth.

*Advertising in certain locations*

Source: TMA (2002)

Comment: By voluntary code, advertising does not appear on posters or in cinema.

*Advertisement content or design*

Source: TMA (2002)

Comment: By voluntary code, no more than half of the persons seen in an advertisement shall be shown smoking. Advertisements shall not depict anyone smoking who is participating in events requiring physical stamina. In addition, persons under 25 years cannot be used in advertisements and women cannot be shown smoking.

*Sponsorship or promotion for certain audiences*

Source: TMA (2002)

Comment: By voluntary code, sponsored events must not be directed at women or youth.

*Sales to minors*

Law: Law No. 4914 § 9

Source: NATIONS

Comment: The minimum age to purchase tobacco products is 19 years.

*Vending machines*

Law: National Health Improvement Law

Source: TMA (2002)

Comment: Vending machines are restricted retail stores, smoking areas of public facilities and places where individuals under 19 years are prohibited.

*Smoking in government buildings (incl. worksites)*

Law: Law No. 4914 § 9

Source: NATIONS

*Smoking in health care facilities*

Law: National Health Improvement Law

Source: TMA (2002)

*Smoking on buses*

Law: National Health Improvement Law

Source: TMA (2002)

*Smoking on trains*

Law: National Health Improvement Law

Source: TMA (2002)

*Smoking in other public places*

Source: ERC (2001)

Comment: Designated smoking areas are required in public places.

*Advertising health warnings/messages*

Law: Law No. 4914 § 8

Source: NATIONS

*Package health warning/message*

Law: National Health Improvement Law

Source: TMA (2002)

Comment: In addition to a warning that is unspecified, one of the following messages, preceded by "Warning," must appear on all cigarette packs sold: "Stopping smoking can lead to a healthy and long life," "Your smoking endangers the health of others," "Smoking harms the health of your loved children" or "Smoking causes paralysis and heart disease."

*National tobacco control committee*

Law: Law No. 4914 § 8

Source: NATIONS

*Tobacco control education/promotion*

Source: TMA (2002)

Comment: The Health Minister conducts an average of 4 anti-smoking campaigns a year.

**Republic of Moldova**

*Advertising in certain media*

Source: WHO/EUR/02/5041305

Comment: Advertising is prohibited on national TV and radio. Partial restrictions apply to local magazines and newspapers. Advertisements on cable TV and in international magazines and newspapers are not regulated.

*Advertising to certain audiences*

Source: ERC (2001)

Comment: Cinemas are not permitted to screen tobacco advertisements during presentations specifically targeted at minors.

*Advertising in certain locations*

Source: WHO/EUR/02/5041305

Comment: Advertisements on billboards, outdoor walls, points of sales, kiosks and cinemas are not regulated.

*Advertisement content or design*

Source: ERC (2001)

Comment: The content of any advertisement must not seek to encourage the commencement of smoking or create an impression that smoking is important for the improvement of either the physical or psychological condition. Images or texts that can appeal to minors are not permitted and individuals with an association among minors are also not permitted to be used.

*Sales to minors*

Source: WHO/EUR/02/5041305

Comment: The minimum age to purchase tobacco products is 18 years.

*Advertising health warnings/messages*

Law: Republic of Moldova Advertisement Law

Source: TMA (2002)

Comment: Direct advertisements must carry a health warning stating that smoking is harmful. No less than 3 seconds of television advertising must be devoted to this warning, or for other media no less than 3%.

*Label design on packaging*

Source: WHO/EUR/02/5041305

Comment: The color, contrast, font size, and language of health messages are regulated. The placement, area of coverage, content and number of messages are not regulated.

## Romania

### *Advertising in certain media*

Source: WHO/EUR/02/5041305

Comment: Advertising is banned on national TV, cable TV and national radio. Restrictions apply to advertisements in local magazines and newspapers.

Advertisements in international newspapers and magazines are not regulated.

### *Advertising to certain audiences*

Law: Law # 148/2000, Article 13

Source: NATIONS

Comment: Advertising publicity addressed to or containing minors is prohibited.

### *Advertising in certain locations*

Source: WHO/EUR/02/5041305

Comment: Restrictions apply to billboard, outdoor walls and cinema advertisements. No restrictions apply at points of sale or kiosks.

### *Advertisement content or design*

Law: Law # 148/2000, Art. 13

Source: NATIONS

Comment: Advertisements may not suggest that tobacco products possess healing properties or solve personal problems. Abstinence cannot be portrayed as a bad thing.

### *Sales to minors*

Source: WHO/EUR/02/5041305

Comment: The minimum age to purchase tobacco products is 18 years.

### *Place of sales*

Law: GEO # 55/1999 Art.2, Sec. 2

Source: NATIONS

Comment: Retail sale of tobacco products is banned.

### *Smoking on domestic air flights*

Source: WHO/EUR/02/5041305

Comment: Smoking bans or restrictions are enforced by voluntary agreement only.

### *Smoking on international air flights*

Source: WHO/EUR/02/5041305

Comment: Smoking bans or restrictions are enforced by voluntary agreement only.

### *Smoking in other public places*

Source: TMA (2002)

Comment: Smoking is restricted in public libraries, museums, art galleries, conference and seminar rooms. Smoking is prohibited in cinemas and theaters.

### *Label design on packaging*

Source: WHO/EUR/02/5041305

Comment: The health warning must occupy at least 4% of the printed surfaces for cigarettes and at least 1% for other tobacco products. Other regulations apply to the placing of the message, color, contrast, font size, area to cover, content, number of messages and language.

### *Ingredient/constituent information on package label*

Law: Consumer Protection Act, 21 August 1992

Source: TMA (2002)

Comment: All tobacco product packs must list ingredients and additives.

## Russian Federation

### *Advertising in certain media*

Source: WHO/EUR/02/5041305

Comment: Advertising is banned on national TV and cable TV, and restricted on national radio and in local magazines and newspapers. No restrictions apply to international magazines and newspapers.

### *Advertising to certain audiences*

Law: Federal Law on Advertising

Source: TMA (2002)

Comment: Tobacco advertising cannot be published in press where the readers are primarily under 18 years of age. This includes comic books and school literature.

### *Advertising in certain locations*

Source: WHO/EUR/02/5041305, TMA (2002)

Comment: No restrictions apply to advertising on billboards, outdoor walls, at points of sales or kiosks. Advertisements in cinemas are restricted to after 7:00 PM and may never be shown before, during or after films clearly intended for persons under 18 years.

### *Advertisement content or design*

Law: Code of Tobacco Advertising Conduct for the Russian Federation

Source: TMA (2002)

Comment: Tobacco advertisements cannot use models who clearly appear to be under the age of 25. No celebrities who are popular among persons less than 18 years of age may appear in tobacco advertisements. Advertisements may not exaggerate the attractions of smoking, and abstinence from smoking may not appear negatively. If a group of persons is shown smoking in an advertisement, at least 50% of the group must refrain from smoking.

### *Sales to minors*

Source: WHO/EUR/02/5041305

Comment: The minimum age to purchase tobacco products is 18 years.

### *Place of sales*

Law: Federal Draft-Law. "On Restrictions on Smoking"

Source: <http://www.depart.drugreg.ru/tacis/indexe.html>

Comment: Tobacco cannot be sold in health care institutions, educational facilities, physical culture and sports facilities, or within 100 meters from these institutions. This law came into force 01 January 1999.

### *Smoking in other public places*

Source: TMA (2002)

Comment: Smoking is banned in Red Square, cinemas and retail stores.

### *Advertising health warnings/messages*

Law: Code of Tobacco Advertising Conduct for the Russian Federation

Source: TMA (2002)

Comment: A warning must be displayed on advertisements of tobacco products, and must occupy 5% of the advertising space. The warning is the same as found on cigarette packs.

### *Age verification for sales*

Law: Federal Draft-Law. "On Restrictions on Smoking"

Source: <http://www.depart.drugreg.ru/tacis/indexe.html>

Comment: This law came into force 01 January 1999.

### *Package health warning/message*

Law: Code of Tobacco Advertising Conduct for the Russian Federation

Source: TMA (2002)

Comment: The following warning must appear on all cigarette packs: "Ministry of Health warns: Smoking is dangerous to your health."

### *Label design on packaging*

Source: WHO/EUR/02/5041305

Comment: The health warning must occupy 4% of the label. Other regulations apply to the placing of the message, color, contrast, font size, area to cover, content, number of messages and language.

### *Ingredient/constituent information on package label*

Law: Federal Draft-Law. "On Restrictions on Smoking"

Source: <http://www.depart.drugreg.ru/tacis/indexe.html>

Comment: Every pack of cigarettes or tobacco must state the amount of tar and nicotine content in the product. This law came into force 01 January 1999.

### *Tobacco control education/promotion*

Source: TMA (2002)

Comment: Anti-tobacco programs are organized by the Ministry of Health of the Russian Federation with the assistance of a member of the Coordinating Council on Disease Prevention and Healthy Lifestyles.

## Saint Kitts and Nevis

### *Package health warning/message*

Source: The Tobacco Atlas

## Saint Lucia

### *Sales to minors*

Source: Veta Brown, PAHO

### *Smoking in government buildings (incl. worksites)*

Source: Veta Brown, PAHO

### *Smoking in educational facilities*

Source: Veta Brown, PAHO

### *Smoking in health care facilities*

Source: Veta Brown, PAHO

### *Manufacturing licensure*

Source: Veta Brown, PAHO

### *Package health warning/message*

Source: Veta Brown, PAHO

## Saint Vincent and the Grenadines

### *Package health warning/message*

Source: The Tobacco Atlas

## Samoa

### *Smoking in government buildings (incl. worksites)*

Source: Harley Stanton through WHO/WPRO

### *Smoking in health care facilities*

Source: Harley Stanton through WHO/WPRO

### *Smoking on domestic air flights*

Source: Harley Stanton through WHO/WPRO

Comment: Smoking is prohibited on Polynesian Airlines by administrative policy.

### *Smoking on international air flights*

Source: Harley Stanton through WHO/WPRO

Comment: Smoking is prohibited on Polynesian Airlines by administrative policy.

### *Package health warning/message*

Source: Harley Stanton through WHO/WPRO

## San Marino

### *Package health warning/message*

Source: The Tobacco Atlas

## Saudi Arabia

### *Advertising in certain media*

Source: TMA (2002), ERC (2001)

Comment: All tobacco advertising is banned. In addition, the distribution and sale of foreign publications and newspapers containing tobacco advertising is prohibited.

### *Advertising to certain audiences*

Source: TMA (2002)

Comment: The ban on foreign publications carrying tobacco advertising covers magazines and newspapers targeted at young people and women.

### *Advertising in certain locations*

Source: TMA (2002)

Comment: All advertising is banned. Merchants may not display promotional material.

### *Advertisement content or design*

Source: TMA (2002)

Comment: All tobacco advertising is banned as is any other form of enticement that encourages people to smoke.

### *Sponsorship or promotion for certain audiences*

Source: EMRO

Comment: Sponsorship of sporting events is banned.

### *Sponsorship advertising of events*

Law: Tobacco Laws/Product Standards

Source: TMA (2002)

### *Smoking in government buildings (incl. worksites)*

Law: Circular of 18 October 1983 prohibiting smoking in ministerial offices, government agencies, and public institutions

Source: IDHL (1986) 37 (1): 49, WHO/TOH/CLH/90.3, ERC

#### *Smoking in educational facilities*

*Law:* Circular of 18 October 1983 prohibiting smoking in ministerial offices, government agencies, and public institutions

*Source:* IDHL (1986) 37 (1): 49, WHO/TOH/CLH/90.3, ERC

#### *Smoking in health care facilities*

*Law:* Circular of 18 October 1983 prohibiting smoking in ministerial offices, government agencies, and public institutions

*Source:* IDHL (1986) 37 (1): 49, WHO/TOH/CLH/90.3, ERC

#### *Package health warning/message*

*Source:* ERC (2001)

*Comment:* The health warning must read "Health Warning: Smoking is the main cause of lung cancer, lung diseases and of heart and arteries diseases."

#### *Label design on packaging*

*Source:* ERC (2001)

*Comment:* The health warning must be printed on the front of all cigarette packs in both English and Arabic.

#### *Amount of tar*

*Source:* ERC (2001)

*Comment:* Cigarette levels of tar must not exceed 10 mg.

#### *Amount of nicotine*

*Source:* ERC (2001)

*Comment:* Cigarette levels of nicotine must not exceed 0.6 mg.

#### *Amount of other ingredients/constituents*

*Source:* ERC (2001)

*Comment:* Cigarette levels of carbon monoxide must not exceed 0.6 mg.

#### *Tobacco control education/promotion*

*Source:* TMA (2002)

*Comment:* Documentaries on smoking and health appear on television but the promoter of these programs is unknown.

### **Senegal**

#### *Advertising in certain media*

*Law:* Law No. 85-23 amending Law No. 81-58, Carrying a Ban on Advertising Promoting Tobacco and its Use in Certain Public Places, Article 2

*Source:* NATIONS

*Comment:* Advertising is banned on television.

#### *Advertising to certain audiences*

*Law:* Decree No. 85-1375 Imposing Conditions on Propaganda or Advertising, Article 3

*Source:* NATIONS

*Comment:* Advertising at gatherings of young persons is forbidden.

#### *Advertising in certain locations*

*Law:* Decree No. 85-1375 Imposing Conditions on Propaganda or Advertising, Article 3

*Source:* TMA (2002)

*Comment:* Posters and articles of advertising may only be placed in localities officially approved by the administrative authority and assigned, at the request of the authority, to approved advertising agencies.

#### *Advertisement content or design*

*Law:* Decree No. 85-1375 Imposing Conditions on Propaganda or Advertising, Article 1

*Source:* NATIONS

*Comment:* The voice or image of a person under the age of 21 must not be used in tobacco advertisements.

#### *Brand stretching*

*Law:* Law No. 81-58, Carrying a Ban on Advertising Promoting Tobacco and its Use in Certain Public Places, Article 4

*Source:* NATIONS

#### *Free products*

*Law:* Law No. 85-23 amending Law No. 81-58, Carrying a Ban on Advertising Promoting Tobacco and its Use in Certain Public Places, Article 5

*Source:* NATIONS

#### *Smoking in educational facilities*

*Law:* Law No. 85-23 amending Law No. 81-58, Carrying a Ban on Advertising Promoting Tobacco and its Use in Certain Public Places, Article 13

*Source:* NATIONS

*Comment:* Smoking is forbidden in those public places designated by the authorities vested with administrative police powers.

#### *Smoking in health care facilities*

*Law:* Law No. 85-23 amending Law No. 81-58, Carrying a Ban on Advertising Promoting Tobacco and its Use in Certain Public Places, Article 13

*Source:* NATIONS

*Comment:* Smoking is forbidden in those public places designated by the authorities vested with administrative police powers.

#### *Smoking on buses*

*Law:* Law No. 85-23 amending Law No. 81-58, Carrying a Ban on Advertising Promoting Tobacco and its Use in Certain Public Places, Article 13

*Source:* NATIONS

*Comment:* Smoking is forbidden in those public places designated by the authorities vested with administrative police powers.

#### *Smoking on trains*

*Law:* Law No. 85-23 amending Law No. 81-58, Carrying a Ban on Advertising Promoting Tobacco and its Use in Certain Public Places, Article 13

*Source:* NATIONS

*Comment:* Smoking is forbidden in those public places designated by the authorities vested with administrative police powers.

#### *Smoking in taxis*

*Law:* Law No. 85-23 amending Law No. 81-58, Carrying a Ban on Advertising Promoting Tobacco and its Use in Certain Public Places, Article 13

*Source:* NATIONS

*Comment:* Smoking is forbidden in those public places designated by the authorities vested with administrative police powers.

#### *Smoking on ferries*

*Law:* Law No. 85-23 amending Law No. 81-58, Carrying a Ban on Advertising Promoting Tobacco and its Use in Certain Public Places, Article 13

*Source:* NATIONS

*Comment:* Smoking is forbidden in those public places designated by the authorities vested with administrative police powers.

#### *Smoking on domestic air flights*

*Law:* Law No. 85-23 amending Law No. 81-58, Carrying a Ban on Advertising Promoting Tobacco and its Use in Certain Public Places, Article 13

*Source:* NATIONS

*Comment:* Smoking is forbidden in those public places designated by the authorities vested with administrative police powers.

#### *Smoking on international air flights*

*Law:* Law No. 85-23 amending Law No. 81-58, Carrying a Ban on Advertising Promoting Tobacco and its Use in Certain Public Places, Article 13

*Source:* NATIONS

*Comment:* Smoking is forbidden in those public places designated by the authorities vested with administrative police powers.

#### *Smoking in restaurants*

*Law:* Law No. 85-23 amending Law No. 81-58, Carrying a Ban on Advertising Promoting Tobacco and its Use in Certain Public Places, Article 13

*Source:* NATIONS

*Comment:* Smoking is forbidden in those public places designated by the authorities vested with administrative police powers.

#### *Smoking in nightclubs and bars*

*Law:* Law No. 85-23 amending Law No. 81-58, Carrying a Ban on Advertising Promoting Tobacco and its Use in Certain Public Places, Article 13

*Source:* NATIONS

*Comment:* Smoking is forbidden in those public places designated by the authorities vested with administrative police powers.

#### *Package health warning/message*

*Source:* TMA (2002)

*Comment:* Cigarette packs must display the following warning: "Abuse dangereux pour votre sante."

#### *Ingredient/constituent information on package label*

*Law:* Ministerial Decree No. 8236 MSP-DPH, Article 1; Law No. 81-58 Carrying a Ban on Advertising Promoting Tobacco and its Use in Certain Public Places, Article 8

*Source:* NATIONS

*Comment:* The average content of nicotine and tar must be included on the package label.

### **Serbia and Montenegro**

#### *Advertising in certain media*

*Source:* WHO/EUR/02/5041305

*Comment:* Advertisements are banned on national TV, national radio and in local magazines and newspapers. No information is available for advertising on cable TV or in international magazines and newspapers.

#### *Advertising in certain locations*

*Source:* WHO/EUR/02/5041305

*Comment:* Billboard, outdoor wall and cinema advertising is prohibited. No information is available for advertisements at points of sale and kiosks.

#### *Free products*

*Source:* TMA (1999)

*Comment:* Tobacco product sampling is restricted to point of sale only. The free distribution of sample packs is prohibited.

### **Seychelles**

#### *Package health warning/message*

*Source:* The Tobacco Atlas

### **Sierra Leone**

#### *Package health warning/message*

*Source:* The Tobacco Atlas

### **Singapore**

#### *Advertising in certain media*

*Law:* The Prohibition on Advertisements Relating to Smoking Act, 1970

*Source:* TMA (2002)

#### *Advertising to certain audiences*

*Law:* The Prohibition on Advertisements Relating to Smoking Act, 1970

*Source:* TMA (2002)

#### *Advertising in certain locations*

*Law:* The Prohibition on Advertisements Relating to Smoking Act, 1970

*Source:* TMA (2002)

#### *Advertisement content or design*

*Law:* The Prohibition on Advertisements Relating to Smoking Act, 1970

*Source:* TMA (2002)

#### *Sponsorship advertising of events*

*Law:* Smoking (Control of Advertisements and Sale of Tobacco) Act 1993 (No. 10), §3(2)(a)

*Source:* NATIONS

#### *Brand stretching*

*Law:* Smoking (Control of Advertisements and Sale of Tobacco) Act 1993 (No. 10), §3(2)(b), §2(d)

*Source:* NATIONS

*Comment:* Promotions may be approved upon discretion of the Minister.

#### *Sales to minors*

*Law:* Smoking (Control of Advertisements and Sale of Tobacco) (Licensing) Regulations 1998, §5(2)(b); Smoking (Control of Advertisements and Sale of Tobacco) Act 1993 (No. 10), §10

*Source:* NATIONS

*Comment:* The minimum age to purchase tobacco products is 18 years.

#### *Sales by minors*

*Law:* Smoking (Control of Advertisements and Sale of Tobacco) (Licensing) Regulations 1998, §5(2)(b)

*Source:* NATIONS

#### *Vending machines*

*Law:* Tobacco Product Control Law of 1992

*Source:* TMA (2002)

#### *Free products*

*Law:* Smoking (Control of Advertisements and Sale of Tobacco) Act 1993 (No. 10), §9(1)(a)

*Source:* NATIONS

#### *Smoking in government buildings (incl. worksites)*

*Law:* The Smoking (Prohibition in Certain Places) Notification Revised Edition 1995, §3(a), First Schedule §14 and §16; §15

*Source:* NATIONS

*Comment:* Air-conditioned offices must have an area designated for smoking. Smoking is prohibited in air-conditioned factories.

#### *Smoking in private worksites*

*Law:* The Smoking (Prohibition in Certain Places) Notification Revised Edition 1995 §3(a); First Schedule §14 and §16; §15

*Source:* NATIONS

*Comment:* Air-conditioned offices must have an area designated for smoking. Smoking is prohibited in air-conditioned factories.

#### *Smoking in educational facilities*

*Law:* The Smoking (Prohibition in Certain Places) (Amendment) Notification 1997, §1(a) and §§7-8

*Source:* NATIONS

*Comment:* The ban applies to schools, junior colleges, polytechnics and training institutes.

#### *Smoking in health care facilities*

*Law:* The Smoking (Prohibition in Certain Places) Notification Revised Edition 1995 §3(a); First Schedule §8

*Source:* NATIONS

#### *Smoking on buses*

*Law:* The Smoking (Prohibition in Certain Places) Notification Revised Edition 1995 §3(c); Third Schedule §1-4

*Source:* NATIONS

#### *Smoking on trains*

*Source:* TMA (2002)

*Comment:* Smoking is prohibited in subways.

#### *Smoking in taxis*

*Law:* The Smoking (Prohibition in Certain Places) Notification Revised Edition 1995 §3(c); Third Schedule §5, The Road Traffic Act (Chapter 92) Rules 1977, §9

*Source:* NATIONS

#### *Smoking in restaurants*

*Law:* The Smoking (Prohibition in Certain Places) (Amendment) Notification 1997, §1(c)

*Source:* NATIONS

*Comment:* Smoking is prohibited in air-conditioned restaurants.

#### *Smoking in other public places*

*Law:* The Smoking (Prohibition in Certain Places) Notification 1988 No. S 171 dated 15 June 1988

*Source:* TMA (2002)

*Comment:* Smoking is prohibited in enclosed areas and in air-conditioned public places. Smoking is prohibited in sports arenas.

#### *Package health warning/message*

*Law:* Smoking (Control of Advertisements and Sale of Tobacco) (Labeling) Regulations 1993

*Source:* NATIONS

#### *Label design on packaging*

*Law:* Smoking (Control of Advertisements and Sale of Tobacco) (Labeling) Regulations 1993

*Source:* NATIONS

#### *Ingredient/constituent information on package label*

*Law:* Smoking (Control of Advertisements and Sale of Tobacco) (Labeling) Regulations 1993, §4(1)

*Source:* NATIONS

#### *Amount of tar*

*Law:* Smoking (Control of Advertisements and Sale of Tobacco) Act 1993 (No. 10), §14(2)(b)

*Source:* NATIONS

*Comment:* Cigarette levels of tar must not exceed 15 mg.

#### *Amount of nicotine*

*Law:* Smoking (Control of Advertisements and Sale of Tobacco) Act 1993 (No. 10), §14(2)(a)

*Source:* NATIONS

*Comment:* Cigarette levels of nicotine must not exceed 1.3 mg.

#### *Tobacco control education/promotion*

*Source:* TMA (2002)

*Comment:* The Ministry of Health runs anti-smoking advertisements aimed at young people.

### **Slovakia**

#### *Advertising in certain media*

*Source:* WHO/EUR/02/5041305

*Comment:* Advertising is banned on national TV, cable TV, national radio and in local magazines and newspapers.

#### *Advertising in certain locations*

*Source:* WHO/EUR/02/5041305

*Comment:* Advertising is banned on billboards and outdoor walls, at points of sales and kiosks and in cinemas.

#### *Sales to minors*

*Source:* WHO/EUR/02/5041305

*Comment:* The minimum age to purchase tobacco products is 18 years.

#### *Place of sales*

*Law:* Law on Protection of Non-Smokers, §6(2)(a-b)

*Source:* NATIONS

*Comment:* Tobacco sales are prohibited in medical establishments, schools or stores selling goods to children.

#### *Smoking in other public places*

*Source:* ERC (2001)

*Comment:* Smoking is banned in public halls and museums. Restrictions apply in hotels and at sporting venues.

#### *Age verification for sales*

*Law:* Law on Protection of Non-Smokers, §6(4)

*Source:* NATIONS

#### *Package health warning/message*

*Law:* Law on Protection of Non-Smokers

*Source:* TMA (2002)

*Comment:* Each pack of tobacco products must display a warning designation as follows: "Warning of the Minister of Health: Smoking is a serious threat to your health." The warning must be supplemented with another additional warning every 12 months. Proposals of the text for the additional warning are approved by the Ministry of Health of the Slovak Republic.

#### *Label design on packaging*

*Law:* Law on Protection of Non-Smokers

*Source:* TMA (2002)

*Comment:* The warning must be written in letters visibly different from the underlying color and must be clearly legible under common conditions. The warning must appear on the front or back panel and must occupy at least 10% of that panel. The warning may not be placed so that it is damaged during opening.

#### *Amount of tar*

*Law:* Law on Protection of Non-Smokers

*Source:* TMA (2002)

*Comment:* Cigarette levels of tar must not exceed 12 mg.

#### *Amount of nicotine*

*Law:* Law on Protection of Non-Smokers

*Source:* TMA (2002)

*Comment:* Cigarette levels of nicotine must not exceed 1.2 mg.

#### *Tobacco control education/promotion*

*Source:* TMA (2002)

*Comment:* The Ministry of Health organizes anti-smoking programs.

### **Slovenia**

#### *Advertising in certain media*

*Source:* WHO/EUR/02/5041305

*Comment:* Advertising is banned on national TV, cable TV and national radio. Restrictions apply to local magazines and newspapers. International magazines and newspaper advertisements are not regulated.

#### *Advertising to certain audiences*

*Law:* Restriction on the Use of Tobacco Products Act, §13

*Source:* NATIONS

*Comment:* Consumer information campaigns are prohibited in young peoples' cinemas.

#### *Advertising in certain locations*

*Law:* Restriction on the Use of Tobacco Products Act

*Source:* WHO/EUR/02/5041305, TMA (2002)

*Comment:* Advertising restrictions apply to billboards, outdoor walls and cinemas. Advertisements may not appear within 300 meters from schools or inside sports arenas. Advertisements in cinemas may only appear after 8:00 PM and the ad may run for only 20 seconds. Advertisements may not be run in cinemas during programs for youth at any time.

#### *Advertisement content or design*

*Law:* Restriction on the Use of Tobacco Products Act

*Source:* TMA (2002)

*Comment:* Advertisements may not contain any elements related to young people. Advertisements must not encourage tobacco consumption by young people. Role models of young people may not be featured in advertisements. In addition, advertisements must not associate smoking and success in life.

#### *Sales to minors*

*Source:* WHO/EUR/02/5041305

*Comment:* The minimum age to purchase tobacco products is 15 years.

#### *Misleading information on packaging*

*Law:* Restriction on the Use of Tobacco Products Act Amendment

*Source:* Thomaz Caks, GLOBALink 04 February 2004

*Comment:* Words such as "light," "mild" and "low tar," which may mislead consumers, may not be used.

#### *Smoking on ferries*

*Law:* Restriction on the Use of Tobacco Products Act, §3 and §15

*Source:* NATIONS



#### *Smoking in other public places*

*Law:* Restriction on the Use of Tobacco Products Act  
*Source:* TMA (2002)

*Comment:* Smoking in public places is prohibited except for within areas specially marked for that purpose and separated from areas designated for non-smoking. Smoking areas shall not exceed 50% of the total area.

#### *Package health warning/message*

*Law:* Restriction on the Use of Tobacco Products Act Amendments

*Source:* Thomaz Caks, GLOBALink 04 February 2004  
*Comment:* One of 2 general warnings must be printed on tobacco product packaging as follows: "Smoking kills" or "Smoking can damage your health and the health of people around you." In addition, packaging must also display one of 14 rotational warnings on smoking and health.

#### *Label design on packaging*

*Law:* Restriction on the Use of Tobacco Products Act (Amendments)

*Source:* TMA (2002); Thomaz Caks, GLOBALink 04 February 2004  
*Comment:* The warnings shall be printed in a different color than that of the background and in letters that are at least 5 mm high and 0.4 mm wide. The general warning must be placed on the front of the package, occupying at least 30% of that panel. The additional rotating warning must be placed on the back, occupying at least 40% of that panel. The text must be written in the Slovenian language.

#### *Ingredient/constituent information on package label*

*Law:* Restriction on the Use of Tobacco Products Act, §8

*Source:* NATIONS

*Comment:* Tar and nicotine yields per cigarette must be indicated on the package.

#### *Tobacco control education/promotion*

*Law:* Restriction on the Use of Tobacco Products Act  
*Source:* TMA (2002)

*Comment:* The Health Council of the Government of the Republic of Slovenia prepares educational and enlightenment programs on the detrimental effect of smoking and organizes stop-smoking programs.

### **Solomon Islands**

#### *Brand stretching*

*Law:* Solomon Islands Tobacco Products Control Act, §8

*Source:* NATIONS

#### *Sales to minors*

*Law:* Solomon Islands Tobacco Products Control Act, §12(1)

*Source:* NATIONS

*Comment:* The minimum age to purchase tobacco products is 18 years.

#### *Vending machines*

*Law:* Solomon Islands Tobacco Products Control Act, §13

*Source:* NATIONS

#### *Free products*

*Law:* Solomon Islands Tobacco Products Control Act, §7(1)

*Source:* NATIONS

#### *Misleading information on packaging*

*Law:* Solomon Islands Tobacco Products Control Act, §9(2)

*Source:* NATIONS

#### *Smoking in government buildings (incl. worksites)*

*Law:* Solomon Islands Tobacco Products Control Act, §16(2-4)

*Source:* NATIONS

#### *Smoking in private worksites*

*Law:* Solomon Islands Tobacco Products Control Act, §16(2-4)

*Source:* NATIONS

#### *Smoking in educational facilities*

*Law:* Solomon Islands Tobacco Products Control Act, §16(2-4)

*Source:* NATIONS

#### *Smoking in health care facilities*

*Law:* Solomon Islands Tobacco Products Control Act, §16(2-4)

*Source:* NATIONS

#### *Smoking on buses*

*Law:* Solomon Islands Tobacco Products Control Act, §17(1 and 3)

*Source:* NATIONS

#### *Smoking on trains*

*Law:* Solomon Islands Tobacco Products Control Act, §17(1 and 3)

*Source:* NATIONS

*Comment:* §16(2)(b) allows for designated smoking areas on trains, under the control of the employer.

#### *Smoking in taxis*

*Law:* Solomon Islands Tobacco Products Control Act, §17(1 and 3)

*Source:* NATIONS

#### *Smoking on ferries*

*Law:* Solomon Islands Tobacco Products Control Act, §17(2)

*Source:* NATIONS

#### *Smoking on domestic air flights*

*Law:* Solomon Islands Tobacco Products Control Act, §17(1 and 3)

*Source:* NATIONS

#### *Smoking on international air flights*

*Law:* Solomon Islands Tobacco Products Control Act, §17(1 and 3)

*Source:* NATIONS

#### *Package health warning/message*

*Law:* Solomon Islands Tobacco Products Control Act, §9(1) and §10(2)(a)(i)

*Source:* NATIONS

#### *Ingredient/constituent information on package label*

*Law:* Solomon Islands Tobacco Products Control Act, §9(1) and §10(2)(a)(ii)

*Source:* NATIONS

*Comment:* The amount of tar, nicotine, carbon monoxide or other harmful substances must be indicated on the package.

#### *Amount of tar*

*Law:* Solomon Islands Tobacco Products Control Act, §14(3)(b)

*Source:* NATIONS

*Comment:* Cigarette levels of tar must not exceed 12 mg.

#### *Product constituents as public information*

*Law:* Solomon Islands Tobacco Products Control Act, §14 and §15(4)

*Source:* NATIONS

*Comment:* The disclosure provision refers to "any class of tobacco product." It is unclear if this provision refers to disclosure in brand or in aggregate.

### **Somalia**

#### *Package health warning/message*

*Source:* The Tobacco Atlas

### **South Africa**

#### *Sales to minors*

*Law:* Tobacco Products Control Act 83 of 1993, § 4(1)

*Source:* NATIONS

*Comment:* The minimum age to purchase tobacco products is 16 years.

#### *Vending machines*

*Law:* Tobacco Products Control Amendment Act of 1999, § 8(a)

*Source:* NATIONS

*Comment:* Vending machines are restricted to places where minors are not allowed access.

#### *Free products*

*Law:* Tobacco Products Control Amendment Act of 1999, § 7

*Source:* NATIONS

#### *Smoking in government buildings (incl. worksites)*

*Law:* Tobacco Products Control Act Regulations 2000, No. R. 975 § 2(h) and § 3 and § 6-7; § 9; Tobacco Products Control Amendment Act of 1999, §3(a)

*Source:* NATIONS

*Comment:* In workplaces generally, if designated smoking areas with separate ventilation are not implemented, then smoking is prohibited.

#### *Smoking in private worksites*

*Law:* Tobacco Products Control Act Regulations 2000, No. R. 975 § 2(h) and § 3 and § 6-7; § 9; Tobacco Products Control Amendment Act of 1999, §3(a)

*Source:* NATIONS, TMA (2002)

*Comment:* If designated smoking areas with separate ventilation are not implemented, then smoking is prohibited. Employers must accommodate employees who do not want to be exposed to smoke. All employers must have a written policy on smoking in the workplace.

#### *Smoking in educational facilities*

*Law:* Tobacco Products Control Amendment Act of 1999, § 3; Tobacco Products Control Act Regulations 2000, No. R. 975 § 2(h) and § 3 and § 6-7; § 9

*Source:* NATIONS

*Comment:* If designated smoking areas with separate ventilation are not implemented, then smoking is prohibited.

#### *Smoking in health care facilities*

*Law:* Tobacco Products Control Act Regulations 2000, No. R. 975 § 2(h) and § 3 and § 6-7; § 9; Tobacco Products Control Amendment Act of 1999, §3(a)

*Source:* NATIONS

*Comment:* If designated smoking areas with separate ventilation are not implemented, then smoking is prohibited.

#### *Smoking on trains*

*Law:* Tobacco Products Control Act Regulations 2000, No. R. 975 § 2(g) and § 5; § 9; Tobacco Products Control Amendment Act of 1999, §3(a)

*Source:* NATIONS

*Comment:* If designated smoking areas with separate ventilation are not implemented, then smoking is prohibited.

#### *Smoking on ferries*

*Law:* Tobacco Products Control Act Regulations 2000, No. R. 975 § 2(f) and § 4; § 9; Tobacco Products Control Amendment Act of 1999, §3(a)

*Source:* NATIONS

*Comment:* If designated smoking areas with separate ventilation are not implemented, then smoking is prohibited.

#### *Smoking in restaurants*

*Law:* Tobacco Products Control Act Regulations 2000, No. R. 975 § 2(d) and § 3; § 9; Tobacco Products Control Amendment Act of 1999, §3(a)

*Source:* NATIONS

*Comment:* If designated smoking areas with separate ventilation are not implemented, then smoking is prohibited.

#### *Smoking in nightclubs and bars*

*Law:* Tobacco Products Control Act Regulations 2000, No. R. 975 § 2(b) and § 3; § 9; Tobacco Products Control Amendment Act of 1999, §3(a)

*Source:* NATIONS

*Comment:* If designated smoking areas with separate ventilation are not implemented, then smoking is prohibited.

#### *Smoking in other public places*

*Law:* Tobacco Products Control Amendment Act 2000  
*Source:* TMA (2002)

*Comment:* Hotels, bed and breakfast places, guest houses and game lodges are subject to smoking restrictions.



#### *Advertising health warnings/messages*

**Law:** Tobacco Products Control Regulations 2000, No. R. 977, Regulations Relating to the Point of Sale of Tobacco Products, §3(b), and Regulations Relating to the Provision for Exemption for Unintended Consequences and the Phasing Out of Existing Sponsorship or Contractual Obligations.

**Source:** NATIONS

**Comment:** Health warnings are required on point of sale ads and are required during the advertising phase out period.

#### *Package health warning/message*

**Law:** Tobacco Products Control Act, 1993

**Source:** TMA (2002)

**Comment:** Two detailed warnings are required: a statement and a detailed explanation. The 8 warnings and messages must be alternated in such a way as to expose each warning on an equal quantity of packages, with a tolerance of 10% during each period of 12 months. An example of the warning is as follows: "DANGER: SMOKING CAN KILL YOU Tobacco smoke contains many harmful chemicals such as carbon monoxide, cyanide, nicotine and tar, which can cause disease and death. Non-smokers and ex-smokers, on average, live longer and are healthier than smokers. For more information call (display phone number)."

#### *Label design on packaging*

**Law:** Tobacco Products Control Act, 1993

**Source:** TMA (2002)

**Comment:** The warning and message must be in black, red or blue ink on a white background on one half of the packages and in white print on a black, red or blue background on the other half. The message must be surrounded by a border. The message must be centered within the area they are displayed and shall occupy not less than 60% of the space, but not more than 70%. The warning must occupy 15% of the front panel and 25% of the back. Warnings and information cannot be placed in a position such that they are destroyed when the package is opened in the normal manner.

#### *Ingredient/constituent information on package label*

**Law:** Tobacco Products Control Amendment Act of 1999, § 4; Regulations Relating to the Labeling, Advertising, and Sale of Tobacco Products, No. 2063 (1994)

**Source:** NATIONS

#### *Amount of tar*

**Law:** Tobacco Products Control Act Regulations 2000, No. R. 974 § 1; § 2

**Source:** NATIONS

**Comment:** Cigarette levels of tar must not exceed 15 mg as of 01 December 2001 and 12 mg as of 01 June 2006.

#### *Amount of nicotine*

**Law:** Tobacco Products Control Act Regulations 2000, No. R. 974 § 1; § 2

**Source:** NATIONS

**Comment:** Cigarette levels of nicotine must not exceed 1.5 mg as of 01 December 2001 and 1.2 mg as of 01 June 2006.

#### **Spain**

##### *Advertising in certain media*

**Source:** WHO/EUR/02/5041305

**Comment:** Advertising is banned on national TV and cable TV and restricted on national radio. No restrictions apply to local magazines and newspapers or international magazines and newspapers.

##### *Advertising to certain audiences*

**Source:** TMA (2002)

**Comment:** By voluntary agreement, advertisements shall not be intentionally addressed to persons under 18 years of age.

##### *Advertising in certain locations*

**Source:** WHO/EUR/02/5041305

**Comment:** Advertisements on billboards, outdoor walls, points of sales, kiosks and cinemas are not regulated.

#### *Advertisement content or design*

**Source:** TMA (2002)

**Comment:** By voluntary agreement, advertising shall only be addressed to adult smokers and with the intention that they switch brands.

#### *Sales to minors*

**Source:** WHO/EUR/02/5041305

**Comment:** The minimum age to purchase tobacco products is 16 years.

#### *Place of sales*

**Law:** Royal Decree 1199/1999 of Implementing Law 13/1998, Article 32, §1 and Law 13/1998 of May 4 on Tobacco Trade and Tax Legislation, Article 4, §9; Order of November 7, 1989, Ministry of Education and Science, Article 1; Royal Decree 192/1988 of March 4 (R. 530).

**Source:** NATIONS

**Comment:** The sale of tobacco products is prohibited in public schools, health establishments and places where smoking is prohibited.

#### *Smoking in other public places*

**Law:** Crown Decree No. 709/1988 of 5 March 1982

**Source:** TMA (2002)

**Comment:** Smoking is allowed in indoor public establishments and large commercial premises, provided that this is compatible with their dimensions, characteristics and purposes for which they are intended, and that smoking is not otherwise prohibited therein. Smoking is restricted in social centers for people under 16 years.

#### *Advertising health warnings/messages*

**Source:** TMA (2002)

**Comment:** By voluntary agreement, health warnings appear on advertisements.

#### *Package health warning/message*

**Law:** Real Decreto 510/1992

**Source:** TMA (2002)

**Comment:** Each cigarette pack must display the following message: "THE HEALTH AUTHORITIES WARN THAT TOBACCO SERIOUSLY DAMAGES YOUR HEALTH." Each cigarette pack must also display one of the following 6 rotational warnings, preceded by "THE HEALTH AUTHORITIES WARNING": "SMOKING CAUSES CANCER," "SMOKING CAUSES CARDIOVASCULAR DISEASE," "SMOKING DURING PREGNANCY HARMS YOUR UNBORN CHILD," "PROTECT CHILDREN, DO NOT MAKE THEM BREATHE CIGARETTE SMOKE," "SMOKING CAUSES CANCER, CHRONIC BRONCHITIS AND OTHER RESPIRATORY DISEASES" or "SMOKING HARMS THOSE AROUND YOU."

#### *Label design on packaging*

**Law:** Real Decreto 192/1988

**Source:** TMA (2002)

**Comment:** The warning must be printed in legible letters no smaller than 3 mm. The health warning must occupy no less than 5% of the outer space of the pack and must be positioned away from the opening of the pack.

#### *Ingredient/constituent information on package label*

**Law:** Royal Decree 510/1992 of May 14 Regulating Labeling of tobacco Products and Setting Forth Certain Limitations in Commercial Aircraft, Article 2, §1

**Source:** NATIONS

**Comment:** The tar and nicotine contents are required on cigarette packs.

#### *Amount of nicotine*

**Law:** Royal Decree 192/1988 of March 4 Regarding Limitations in the Sale and Use of Tobacco to Protect the Health of the Population, First Transitional Provision, §1

**Source:** NATIONS

**Comment:** Cigarette levels of nicotine must not exceed 1.3 mg. Levels in low-nicotine cigarettes must not exceed 0.8 mg.

#### *Product constituents as public information*

**Law:** Royal Decree 192/1988 of March 4 Regarding Limitations in the Sale and Use of Tobacco to Protect the Health of the Population, Article 3, §2

**Source:** NATIONS

**Comment:** The Health Administration may demand information on the content of additives or technological coadjutants.

#### *Tobacco control education/promotion*

**Law:** Order of November 7, 1989, Ministry of Education and Science, Introduction

**Source:** NATIONS

**Comment:** The Ministry of Health and Consumption emphasizes prevention programs in schools.

#### *Anti-smuggling provisions*

**Law:** Royal Decree 1199/1999 of Implementing Law 13/1998, Article 12, §1; Law 13/1998 of May 4 on Tobacco Trade and Tax Legislation, Eighth Additional Provision

**Source:** NATIONS

**Comment:** "Control Seals" are issued for products that do not apply to the tax marks under the special regulatory standard on Special Taxation. The Ministry of the Economy and Finance reports on ways to counteract smuggling.

#### **Sri Lanka**

##### *Advertising in certain media*

**Source:** WHO Southeast Asia

**Comment:** The tobacco company has voluntarily refrained from advertising in the mass media since 2000, when the process of restricting advertising by law appeared imminent.

##### *Advertising to certain audiences*

**Source:** ERC (2001)

**Comment:** Advertisements are not permitted during films that are specifically targeted towards children or in publications targeted towards children. Advertising is not permitted near educational, leisure and other facilities that can be frequented by children.

##### *Advertisement content or design*

**Source:** TMA (2002); WHO Southeast Asia Regional Office

**Comment:** By voluntary agreement, only males over 25 years are used in advertisements, celebrities are not featured and testimonials are prohibited. The 'Code of Advertising Standards and Practice' states that television agencies shall not accept advertising which advertises cigarettes or promotes products that encourage smoking.

##### *Sponsorship or promotion for certain audiences*

**Law:** Public Administration circular 08/99

**Source:** WHO Southeast Regional Office

**Comment:** Promotion and/or sponsorship obtained from any agency promoting tobacco is not allowed in government buildings.

##### *Sales to minors*

**Source:** ERC (2001)

**Comment:** The minimum age to purchase tobacco products is 18 years.

##### *Place of sales*

**Source:** ERC (2001); WHO Southeast Asia Regional Office

**Comment:** Cigarette sales in government buildings were banned in 1999. In 2000, it became illegal to sell tobacco products at school events such as sports meets.

##### *Smoking in government buildings*

**Law:** Public Administration Circular 08/99

**Source:** WHO Southeast Asia Regional Office

##### *Smoking in educational facilities*

**Source:** ERC (2001)

**Comment:** Smoking in schools and educational establishments has been prohibited since 1996.

#### *Smoking on domestic air flights*

Source: WHO Southeast Asia Regional Office

Comment: Smoking was banned in 1997 in aircraft of the national carrier.

#### *Smoking in other public places*

Source: TMA (2002)

Comment: Smoking is banned in cinemas and theaters.

#### *Advertising health warnings/messages*

Source: TMA (2002)

Comment: By voluntary agreement, advertisements are accompanied by a health warning which is rotated. The 3 warnings comprise of the following: "Government Warning: Smoking causes cancer," "Government Warning: Smoking may cause heart disease" and "Government Warning: Smoking may reduce fitness."

#### *Package health warning/message*

Source: WHO Southeast Regional Office

Comment: Warnings have been required since 1979.

The same health warnings displayed on advertisements are rotated on cigarette packs.

#### *Label design on packaging*

Source: TMA (2002)

Comment: Health warnings appear on the side of cigarette and bidi packs. The warning must be placed in a panel 40 X 12 mm and be printed in clear lettering so as to contrast on the background of the package. It is unclear if these regulations are mandated by law.

#### *Amount of tar*

Source: ERC (2001)

Comment: Tar levels are indicated on packaging by voluntary agreement only.

#### *Amount of nicotine*

Source: ERC (2001)

Comment: Nicotine levels are indicated on packaging by voluntary agreement only.

#### *National tobacco control committee*

Source: WHO Southeast Asia Regional Office

Comment: In 1996 a Presidential Task Force was formed to develop a national policy on tobacco, alcohol and other drugs

### **Sudan**

#### *Advertising in certain media*

Law: Law Regulating Smoking (1983)

Source: NATIONS

Comment: Cigarettes may not be advertised in the newspaper, on the radio or television, on advertising boards, at the cinema or theater, by verbal message or by any other media.

#### *Sponsorship or promotion for certain audiences*

Source: EMRO

Comment: Sponsorship of sporting or artistic events is banned.

#### *Smoking in government buildings (incl. worksites)*

Law: Control of Smoking Act, Sec 8, 1983 Regulation No 16 of 1983

Source: TMA (2002)

Comment: Smoking is prohibited in government meeting rooms. Signs must be posted in English and Arabic.

#### *Smoking on buses*

Law: The Regulation of Cigarette Smoking Act, 1982

Source: IDHL (1983) 34 (4): 769, Dr. Mohamed Abdelmohammed Al Arabi

#### *Smoking on trains*

Law: The Regulation of Cigarette Smoking Act, 1982

Source: IDHL (1983) 34 (4): 769, Dr. Mohamed Abdelmohammed Al Arabi

#### *Smoking in taxis*

Law: The Regulation of Cigarette Smoking Act, 1982

Source: IDHL (1983) 34 (4): 769, Dr. Mohamed Abdelmohammed Al Arabi

#### *Smoking on ferries*

Law: The Regulation of Cigarette Smoking Act, 1982

Source: IDHL (1983) 34 (4): 769, Dr. Mohamed Abdelmohammed Al Arabi

#### *Smoking on domestic air flights*

Source: TMA (2002)

Comment: Smoking is prohibited in Sudan Airways flights. It is unclear if this is a policy of the company.

#### *Smoking in restaurants*

Law: Law Regulating Smoking (1983)

Source: NATIONS

#### *Smoking in nightclubs and bars*

Law: Law Regulating Smoking (1983)

Source: NATIONS

#### *Smoking in other public places*

Law: Control of Smoking Act, Sec 8, 1983 Regulation No 16 of 1983

Source: TMA (2002)

Comment: Smoking is prohibited in all indoor public places. No-smoking signs must be posted in English and Arabic.

#### *Package health warning/message*

Law: Control of Smoking Act, Sec 8, 1983 Regulation No 16 of 1983

Source: TMA (2002)

Comment: The warning "Smoking is dangerous for health" must appear on every pack of cigarettes, whether produced locally or imported.

#### *Label design on packaging*

Law: Control of Smoking Act, Sec 8, 1983 Regulation No 16 of 1983

Source: TMA (2002)

Comment: The warning must be written in Arabic and placed on the left side of the cigarette pack. The text should be a different color from the pack and surrounded by a border.

#### *Amount of tar*

Law: The Regulation of Cigarette Smoking Act, 1982

Source: IDHL (1983) 34 (4): 769, Dr. Mohamed Abdelmohammed Al Arabi

Comment: Cigarette levels of tar must not exceed 15 mg.

#### *National tobacco control committee*

Law: Undersecretary of the Ministry of Health of the Sudan Government

Source: Ali Mohamed Irdis, Toombak and Smoking Research Center

Comment: A National Technical Committee for the Tobacco Free Initiative has been formed, setting national policies and strategies for a campaign against tobacco and its adverse effects and coordinating with other sectors for strengthening the strategies for prevention and campaign against tobacco.

### **Suriname**

#### *Sales to minors*

Source: WHO Regional Office for the Americas

Comment: The sale of tobacco products to minors is illegal, but not enforced.

#### *Sales by minors*

Source: WHO Regional Office for the Americas

Comment: The sale of tobacco products by minors is illegal, but not enforced.

#### *Smoking on domestic air flights*

Source: WHO Regional Office for the Americas

Comment: Smoking restrictions are enforced by the national carrier.

#### *Smoking on international air flights*

Source: WHO Regional Office for the Americas

Comment: Smoking restrictions are enforced by the national carrier.

#### *Package health warning/message*

Source: The Tobacco Atlas

#### *Tobacco control education/promotion*

Source: WHO Regional Office for the Americas

Comment: Tobacco control education occurs only in primary and secondary schools.

### **Swaziland**

#### *Smoking in educational facilities*

Source: WHO/AFRO Conference on Tobacco, 1999

#### *Smoking in health care facilities*

Source: WHO/TOH/CLH/90.3

#### *Smoking on buses*

Source: David A. Pritchard, COSAD

Comment: Smoking is banned on public transportation by voluntary agreement only.

#### *Smoking on trains*

Source: David A. Pritchard, COSAD

Comment: Smoking is banned on public transportation by voluntary agreement only.

#### *Smoking in taxis*

Source: David A. Pritchard, COSAD

Comment: Smoking is banned on public transportation by voluntary agreement only.

#### *Smoking on ferries*

Source: David A. Pritchard, COSAD

Comment: Smoking is banned on public transportation by voluntary agreement only.

#### *Smoking on domestic air flights*

Source: David A. Pritchard, COSAD

Comment: Smoking on Royal Swaziland Airlines is prohibited by voluntary agreement.

### **Sweden**

#### *Advertising in certain media*

Source: WHO/EUR/02/5041305

Comment: Advertising is prohibited on national TV, cable TV, national radio and in local magazines and newspapers. No restrictions apply to international magazines and newspapers.

#### *Advertising to certain audiences*

Law: Guidelines No. 7 of the National Board for Consumer Policies on the marketing of tobacco products

Source: TMA (2002)

Comment: Advertisements may not appear in publications for people under 20 years of age.

#### *Advertising in certain locations*

Source: WHO/EUR/02/5041305

Comment: Billboard, outdoor wall and cinema advertising is banned. Restrictions apply to advertising at points of sale and kiosks.

#### *Advertisement content or design*

Law: Guidelines No. 7 of the National Board for Consumer Policies on the marketing of tobacco products

Source: TMA (2002)

Comment: Advertising is permitted only at the point of sale. The content of the tobacco advertisements is limited to an illustration of the product, pack and logo/trademark without embellishment. The text is restricted to objective information regarding the properties of the product, its materials, manufacturer, place of manufacture and price.

#### *Sponsorship or promotion for certain audiences*

Law: Guidelines No. 7 of the National Board for Consumer Policies on the marketing of tobacco products

Source: TMA (2002)

Comment: Sponsorship by tobacco brands is prohibited.

#### *Sponsorship advertising of events*

Law: Guidelines No. 7 of the National Board for Consumer Policies on the marketing of tobacco products

Source: TMA (2002)

Comment: Sponsorship by tobacco brands is prohibited.

#### *Smoking on international air flights*

Source: WHO/EUR/02/5041305

Comment: SAS (the Scandinavian airline) is smoke-free.

#### *Smoking in other public places*

Source: ERC (2001)

Comment: Public premises are supposed to be smoke free.

#### *Advertising health warnings/messages*

Law: Guidelines No. 7 of the National Board for Consumer Policies on the marketing of tobacco products

Source: TMA (2002)

Comment: Advertising is permitted at the point of sale only. One of 8 rotating health warnings is required on these cigarette advertisements.

#### *Age verification for sales*

Law: The Swedish Tobacco Act, §12

Source: NATIONS

#### *Package health warning/message*

Law: Act concerning Warning Text and Declaration of Contents of Tobacco Goods No. 10 of 1986

Source: TMA (2002)

Comment: Thirteen warnings on cigarette packs must be rotated in equal proportion, such as "IF ONE PERSON SMOKES THEN EVERYONE ENDS UP SMOKING. Most tobacco smoke enters the air everyone breathes. Your smoking can afflict other people. National Swedish Board of Health and Welfare."

#### *Label design on packaging*

Law: Regulations No. 3

Source: TMA (2002)

Comment: The warnings must cover at least 4% of each of the largest surfaces of the pack. They must be clear and legible, printed in bold letters on a contrasting background. The warning must not be placed in a position so that they are destroyed when the pack is open in a normal manner. Warnings may not be printed on the transparent wrapper or any other external wrapping.

#### *Ingredient/constituent information on package label*

Law: Order No. 11 of 22 February 1982

Source: TMA (2002)

Comment: Cigarette packs must display the mean values for the levels of harmful substances in cigarette smoke, together with the year to which they are applicable. A 15% discrepancy is permitted between the printed levels and the actual levels.

#### *Product constituents as confidential information*

Law: The Swedish Tobacco Act, §16 and §24

Source: NATIONS

Comment: Trade secrets or business information may not be revealed without government authorization.

### **Switzerland**

#### *Advertising in certain media*

Source: WHO/EUR/02/5041305

Comment: Advertising is banned on national TV, cable TV and national radio. Restrictions apply to local magazines and newspapers. International magazines and newspapers are not regulated.

#### *Advertising to certain audiences*

Source: WHO/EUR/02/5041305

Comment: Advertising cannot be targeted at people younger than 18 years.

#### *Advertising in certain locations*

Source: WHO/EUR/02/5041305

Comment: Billboard, outdoor wall, point of sale, kiosk and cinema advertising is restricted.

#### *Advertisement content or design*

Law: Ordinance on Tobacco and Tobacco Products

Source: TMA (2002)

Comment: Advertisements may not lead to a consumer misunderstanding of the type and quality of product. Any association with health is forbidden. Celebrities may not appear in advertisements.

#### *Sponsorship or promotion for certain audiences*

Source: WHO/EUR/02/5041305

Comment: Sponsored events cannot be targeted at people younger than 18 years.

#### *Free products*

Source: WHO/EUR/02/5041305

Comment: Free products are only allowed if they not targeted at people younger than 18 years.

#### *Smoking in educational facilities*

Source: WHO/EUR/02/5041305

Comment: Smoking is banned or restricted by voluntary agreement only.

#### *Smoking in health care facilities*

Source: WHO/EUR/02/5041305

Comment: Smoking is banned or restricted by voluntary agreement only.

#### *Smoking on buses*

Source: WHO/EUR/02/5041305

Comment: A smoking ban is enforced by the companies.

#### *Smoking on trains*

Source: WHO/EUR/02/5041305

Comment: Smoking is banned or restricted by voluntary agreement only.

#### *Smoking on domestic air flights*

Source: WHO/EUR/02/5041305

Comment: A smoking ban is enforced by the companies.

#### *Smoking on international air flights*

Source: WHO/EUR/02/5041305

Comment: A smoking ban is enforced by the companies.

#### *Advertising health warnings/messages*

Source: WHO/EUR/02/5041305

Comment: Health warnings in advertisements are an initiative by the cigarette industry. The cigar industry differs from the cigarette industry in this aspect.

#### *Package health warning/message*

Law: Ordinance on Tobacco and Tobacco Products

Source: TMA (2002)

Comment: Each cigarette pack must contain one of 5 rotating warnings in addition to the designated warning: "Smoking causes cancer," "Smoking causes cardiovascular illnesses," "Pregnant women: Smoking damages the health of your child," "Smoking hurts your entourage" or "Smoking causes cancer, chronic bronchitis, and other lung diseases."

#### *Label design on packaging*

Law: Ordinance on Tobacco and Tobacco Products

Source: TMA (2002)

Comment: The warnings must occupy at least 8% of each face. They should be printed in a place where they will not be destroyed upon opening the pack.

### **Syrian Arab Republic**

#### *Advertising in certain media*

Law: Presidential Decree No. 13 of September 1996

Source: Mohammad Youssef, Syrian Society Against Tobacco, ERC (1999), USDA

Comment: Advertisements are prohibited for the promotion of all kinds of tobacco in all media. Anyone who violates the provisions shall receive a sentence of 4 months to one year in prison and pay a fine of LS 25,000 to 100,000.

#### *Advertising to certain audiences*

Law: Presidential Decree No. 13 of September 1996

Source: Mohammad Youssef, Syrian Society Against Tobacco, ERC (1999), USDA

#### *Sponsorship or promotion for certain audiences*

Source: EMRO

Comment: Sponsorship of sporting or artistic events is banned.

#### *Advertising in certain locations*

Law: Presidential Decree No. 13 of September 1996

Source: Mohammad Youssef, Syrian Society Against Tobacco, ERC (1999), USDA

#### *Sales to minors*

Law: Presidential Decree No. 13 of September 1996

Source: Mohammad Youssef, Syrian Society Against Tobacco, ERC (1999), USDA

Comment: The minimum age to purchase tobacco products is 18 years.

#### *Place of sales*

Law: Presidential Decree No. 13 of September 1996

Source: Mohammad Youssef, Syrian Society Against Tobacco, ERC (1999), USDA

Comment: Cigarettes are not allowed to be sold in the street.

#### *Smoking in government buildings (incl. worksites)*

Law: Presidential Decree No. 13 of September 1996

Source: Mohammad Youssef, Syrian Society Against Tobacco, ERC (1999), USDA

#### *Smoking in private worksites*

Law: Ministerial Decree banning smoking in workplaces, schools, official meetings, all-distance flights, public transportation

Source: Mohammad Youssef, Syrian Society Against Tobacco

#### *Smoking in educational facilities*

Law: Ministerial Decree banning smoking in workplaces, schools, official meetings, all-distance flights, public transportation

Source: Mohammad Youssef, Syrian Society Against Tobacco

#### *Smoking on buses*

Law: Presidential Decree No. 13 of September 1996

Source: Mohammad Youssef, Syrian Society Against Tobacco, ERC (1999), USDA

#### *Smoking on trains*

Law: Presidential Decree No. 13 of September 1996

Source: Mohammad Youssef, Syrian Society Against Tobacco, ERC (1999), USDA

Comment:

#### *Smoking in taxis*

Law: Presidential Decree No. 13 of September 1996

Source: Mohammad Youssef, Syrian Society Against Tobacco, ERC (1999), USDA

#### *Smoking on ferries*

Law: Presidential Decree No. 13 of September 1996

Source: Mohammad Youssef, Syrian Society Against Tobacco, ERC (1999), USDA

#### *Smoking in restaurants*

Law: Presidential Decree No. 13 of September 1996

Source: Mohammad Youssef, Syrian Society Against Tobacco, ERC (1999), USDA

Comment: This ban is rarely enforced.

#### *Smoking in other public places*

Source: TMA (2002)

Comment: Smoking is prohibited in cinemas and theaters.

#### *Package health warning/message*

Source: TMA (2002)

Comment: The following health warning is required on all packs of cigarettes: "Smoking is harmful to your health, we advise you stop it."

#### *Amount of tar*

Source: Mohamed Taha Jasser, Syrian Cancer Society in Aleppo

#### *Amount of nicotine*

Source: Mohamed Taha Jasser, Syrian Cancer Society in Aleppo

## Tajikistan

### *Label design on packaging*

Source: WHO/EUR/02/5041305

Comment: Regulations apply to the placing of the message and the language of the message only.

## Thailand

### *Advertising in certain media*

Law: Tobacco Product Control Law of 1992

Source: TMA (2002)

Comment: Advertising on television and radio is prohibited.

### *Sponsorship or promotion for certain audiences*

Law: Tobacco Product Control Law of 1992

Source: TMA (2002)

Comment: Sponsorship by tobacco companies is prohibited.

### *Sponsorship advertising of events*

Law: Tobacco Product Control Law of 1992

Source: TMA (2002)

Comment: Sponsorship by tobacco companies is prohibited.

### *Brand stretching*

Law: Tobacco Products Control Act, BE 2535, § 9

Source: NATIONS

### *Sales to minors*

Law: Tobacco Products Control Act, BE 2535, § 4

Source: NATIONS

Comment: The minimum age to purchase tobacco products is 18 years.

### *Vending machines*

Law: Tobacco Products Control Act, BE 2535, § 5

Source: NATIONS

### *Free products*

Law: Tobacco Products Control Act, BE 2535, § 6 and § 7

Source: NATIONS

### *Smoking in government buildings (incl. worksites)*

Law: 1998 Amendment to the 1992 Non-Smokers Health Protection Act, Part III, §3 and §5; Announcement of the Ministry of Public Health (No. 7) BE 2540 Article 4, §3 and §5;

Source: NATIONS

Comment: Announcement No. 9 requires smoking areas in air-conditioned places to be equipped with ventilation systems.

### *Smoking in private worksites*

Law: 1998 Amendment to the 1992 Non-Smokers Health Protection Act, Part III, §3 and §5; Announcement of the Ministry of Public Health (No. 7) BE 2540 Article 4, §3 and §5

Source: NATIONS

Comment: Announcement No. 9 requires smoking areas in air-conditioned places to be equipped with ventilation systems.

### *Smoking in educational facilities*

Law: 1998 Amendment to the 1992 Non-Smokers Health Protection Act, Part II, §1; Part II, §4; Part III, §1; Announcement of the Ministry of Public Health (No. 7) BE 2540 Article 3, §1 and §4 and Article 4, §1

Source: NATIONS

### *Smoking in health care facilities*

Law: 1998 Amendment to the 1992 Non-Smokers Health Protection Act, Part I, §14; Part II, §3; Announcement of the Ministry of Public Health (No. 7) BE 2540 Article 2, §14 and Article 3, §3

Source: NATIONS

Comment: Smoking is prohibited in outpatient clinics. Designated smoking areas are provided in private rooms in hospitals.

### *Smoking on buses*

Law: 1998 Amendment to the 1992 Non-Smokers Health Protection Act, Part I, §1-§2; Announcement of the Ministry of Public Health (No. 7) BE 2540 Article 2, §1 and §2

Source: NATIONS

### *Smoking on trains*

Source: WHO Southeast Asia Regional Office

Comment: Passenger trains must have designated smoking bogies.

### *Smoking in taxis*

Source: <http://www.nytimes.com/2002/12/19/international/asia/19THAI.html?intemail0>

### *Smoking on ferries*

Law: 1998 Amendment to the 1992 Non-Smokers Health Protection Act, Part I, §4; Announcement of the Ministry of Public Health (No. 7) BE 2540 Article 2, §4

Source: NATIONS

### *Smoking on domestic air flights*

Law: 1998 Amendment to the 1992 Non-Smokers Health Protection Act, Part I, §5; Announcement of the Ministry of Public Health (No. 7) BE 2540 Article 2, §5

Source: NATIONS

### *Smoking in restaurants*

Law: 1998 Amendment to the 1992 Non-Smokers Health Protection Act, Part V; Announcement of the Ministry of Public Health (No. 7) BE 2540 Article 6

Source: NATIONS

Comment: Restaurants must be 75% smoke-free.

### *Smoking in nightclubs and bars*

Source: <http://www.nytimes.com/2002/12/19/international/asia/19THAI.html?intemail0>

Comment: It is prohibited to smoke in almost all indoor places. The law makes a few exceptions for bars although these exceptions are not described.

### *Smoking in other public places*

Source: WHO Southeast Asia Regional Office

Comment: Smoking is prohibited in elevators, public telephone booths, cinemas, libraries, beauty salons, drug stores, internet rooms, air-conditioned department stores, trade centers, air-conditioned physical fitness rooms, religious activity areas, toilets and public boat piers. Smoking is permitted only in private rooms in indoor sports arenas, museums and art exhibition halls. Smoking is permitted in private rooms and designated areas only in air-conditioned goods exhibition halls, commercial banks and financial institutions.

### *Package health warning/message*

Law: Tobacco Product Control Law of 1992, as amended

Source: TMA (2002)

Comment: Every cigarette pack and carton must display one of 11 rotating health warnings. The warnings include "Warning Cigarette smoke is dangerous to the fetus" and "Warning Cigarette smoking causes sexual impotence."

### *Label design on packaging*

Law: Tobacco Product Control Law of 1992, as amended

Source: TMA (2002)

Comment: The warning must occupy at least 25% of the area on the front and back side of the pack. Regulations on letter size vary based on the size of the pack.

### *Amount of other ingredients/constituents*

Law: Ministerial Rule (BE 2540), Article 1, §1 and §2

Source: NATIONS

Comment: Fungi and dichlorodiphenyl trichloroethane are not to exceed ten-millionth.

### *Product constituents as public information*

Law: Tobacco Products Control Act, BE 2535, § 11; Ministerial Rule (BE 2540), Articles 2 and 3

Source: NATIONS

### *Constituent disclosure by brand*

Law: Ministerial Rule (BE 2540), Article 2

Source: NATIONS

### *National tobacco control committee*

Source: WHO Southeast Asia Regional Office

The national tobacco control committee (NCCTU) was downgraded in 1991 to an "ordinary committee" named the Committee for Control of Tobacco Use (CCTU). Meetings are "irregular and non-productive."

### *Tobacco control education/promotion*

Source: TMA (2002)

Comment: The government sponsors anti-smoking campaigns.

## The former Yugoslav Republic of Macedonia

### *Advertising in certain media*

Source: WHO/EUR/02/5041305

Comment: Advertising on national TV, cable TV and national radio is prohibited. Advertisements in local and international magazines and newspapers are not regulated.

### *Advertising in certain locations*

Source: WHO/EUR/02/5041305

Comment: Advertising is banned in cinemas, but not regulated on billboards, outdoor walls, points of sale or kiosks.

### *Sales to minors*

Source: WHO/EUR/02/5041305

Comment: The minimum age to purchase tobacco products is 16 years.

### *Ingredient/constituent information on package label*

Law: Regulations on Specifying the Warning Labels About the Health Hazards of Smoking, Article 2

Source: NATIONS

## Togo

### *Advertising in certain media*

Source: TMA (1999)

Comment: Radio advertising is prohibited.

### *Tobacco control education/promotion*

Source: TMA (2002)

Comment: The government sponsors information campaigns on smoking and health.

## Tokelau (associate Member State)

### *Advertising in certain media*

Source: Judith Mackay, Asian Consultancy on Tobacco Control

Comment: Restrictions apply to advertising on radio and the print media. Billboard advertising is not permitted.

### *Sales to minors*

Source: Judith Mackay, Asian Consultancy on Tobacco Control

### *Smoking in government buildings (incl. worksites)*

Law: Restrictions on smoking in hospitals, health facilities, government offices and the workplace, 1993

Source: Judith Mackay, Asian Consultancy on Tobacco Control

### *Smoking in private worksites*

Law: Restrictions on smoking in hospitals, health facilities, government offices and the workplace, 1993

Source: Judith Mackay, Asian Consultancy on Tobacco Control

### *Smoking in health care facilities*

Law: Restrictions on smoking in hospitals, health facilities, government offices and the workplace, 1993

Source: Judith Mackay, Asian Consultancy on Tobacco Control

### *Smoking on buses*

Source: WPRO (2000)

### *Smoking on trains*

Source: WPRO (2000)

### *Smoking in taxis*

Source: WPRO (2000)

### *Smoking on ferries*

Source: WPRO (2000)

### *Smoking on domestic air flights*

Source: Judith Mackay, Asian Consultancy on Tobacco Control

*Package health warning/message*

*Law:* WPRO (2000)

*Comment:* All cigarette packs carry a health warning, but this is not required by law.

*National tobacco control committee*

*Source:* WPRO (2000)

**Tonga**

*Sales to minors*

*Law:* Tobacco Control Act 2000, §9(1)

*Source:* NATIONS

*Comment:* The minimum age to purchase tobacco products is 18 years.

*Vending machines*

*Law:* Tobacco Control Act 2000, §10(1)

*Source:* NATIONS

*Comment:* Vending machines are restricted to places where persons under 18 years of age are prohibited.

*Free products*

*Law:* Tobacco Control Act 2000, §4

*Source:* NATIONS

*Smoking in government buildings (incl. worksites)*

*Law:* Tobacco Control Act 2000, §11(1)(g-h)

*Source:* NATIONS

*Comment:*

*Smoking in private worksites*

*Law:* Tobacco Control Act 2000, §11(1)(g-h)

*Source:* NATIONS

*Smoking in educational facilities*

*Law:* Tobacco Control Act 2000, §11(1)(c)

*Source:* NATIONS

*Smoking in health care facilities*

*Law:* Tobacco Control Act 2000, §11(1)(b)

*Source:* NATIONS

*Smoking on buses*

*Law:* Tobacco Control Act 2000, §11(1)(d)

*Source:* NATIONS

*Smoking on trains*

*Law:* Tobacco Control Act 2000, §11(1)(d)

*Source:* NATIONS

*Smoking in taxis*

*Law:* Tobacco Control Act 2000, §11(1)(d)

*Source:* NATIONS

*Smoking on ferries*

*Law:* Tobacco Control Act 2000, §11(1)(d)

*Source:* NATIONS

*Smoking on domestic air flights*

*Law:* Tobacco Control Act 2000, §11(1)(d)

*Source:* NATIONS

*Smoking on international air flights*

*Law:* Tobacco Control Act 2000, §11(1)(d)

*Source:* NATIONS

*Smoking in restaurants*

*Law:* Tobacco Control Act 2000, §12(1)

*Source:* NATIONS

*Comment:* The proprietor may choose to ban smoking in all areas of the restaurant.

*Package health warning/message*

*Law:* Tobacco Control Act 2000, §6

*Source:* NATIONS

*Ingredient/constituent information on package label*

*Law:* Tobacco Control Act 2000, §7

*Source:* NATIONS

*Amount of tar*

*Law:* Tobacco Control Act 2000, §8(1)

*Source:* NATIONS

*Comment:* Cigarette levels of tar must not exceed 15 mg.

*Amount of nicotine*

*Law:* Tobacco Control Act 2000, §8(1)

*Source:* NATIONS

*Comment:* Cigarette levels of nicotine must not exceed 1.5 mg.

**Trinidad and Tobago**

*Advertising to certain audiences*

*Law:* Compulsory standard. Requirements for labeling: Part II—Labeling of retail packages of cigarettes. TTS 2110500 Part II, 10 March 1989

*Source:* Roemer, R. (1993), PAHO (1992)

*Comment:* Advertisements may not be addressed at persons under 18 years.

*Advertisement content or design*

*Source:* TMA (2002)

*Comment:* By voluntary agreement, tobacco advertisements do not cite health claims, depict unrealistic employment from use, encourage consumers to smoke in excess, use superlatives or make misleading statements.

*Sponsorship or promotion for certain audiences*

*Law:* The Bureau of Standards, Standards Act No. 38 of 1972

*Source:* Roemer, R. (1993), PAHO (1992)

*Comment:* Directing tobacco promotion to children is prohibited.

*Sales to minors*

*Law:* The Children Act, Chap. 46:01, Laws of Trinidad and Tobago, 17 March 1925

*Source:* Roemer, R. (1993), PAHO (1992)

*Comment:* The minimum age to purchase tobacco products is 16 years.

*Smoking in private worksites*

*Source:* PAHO (1992)

*Comment:* Smoking is banned or restricted by voluntary agreement.

*Smoking in educational facilities*

*Source:* PAHO (1992)

*Comment:* Smoking is banned or restricted by voluntary agreement.

*Smoking in health care facilities*

*Source:* PAHO (1992)

*Comment:* Smoking is banned or restricted by voluntary agreement.

*Smoking on domestic air flights*

*Law:* British West Indian Airway Regulations, 1987

*Source:* Roemer, R. (1993)

*Comment:* British West Indian Airway, in compliance with regulations of the International Airline Transport Association, prohibits smoking on flights less than 1.5 hours.

*Advertising health warnings/messages*

*Law:* The Bureau of Standards, Standards Act No. 38 of 1972

*Source:* Roemer, R. (1993), PAHO (1992)

*Package health warning/message*

*Law:* Compulsory standard. Requirements for labeling: Part II—Labeling of retail packages of cigarettes. TTS 2110500 Part II, 10 March 1989

*Source:* Roemer, R. (1993), PAHO (1992)

*Ingredient/constituent information on package label*

*Law:* TTS 21 20 500-Part III: 1984 and TTS 21 10 500-Part II:1984

*Source:* PAHO (1992)

*Comment:* It is required that the label of each retail package carries the tar group designation as specified in the standard; however, the compliance with these standards is voluntary.

*Amount of tar*

*Law:* TTS 21 20 500-Part III: 1984 and TTS 21 10 500-Part II:1984

*Source:* PAHO (1992)

*Comment:* Compliance with the established standards is voluntary.

*Amount of nicotine*

*Law:* TTS 21 20 500-Part III: 1984 and TTS 21 10 500-Part II:1984

*Source:* PAHO (1992)

*Comment:* Compliance with the established standards is voluntary.

**Tunisia**

*Advertising to certain audiences*

*Law:* Law 17 (1998), Dated 23 February 1998, Protection against the Dangers of Smoking

*Source:* ERC (2001)

*Comment:* Press advertising is banned from children and youth publications.

*Advertising in certain locations*

*Law:* Law 17 (1998), Dated 23 February 1998, Protection against the Dangers of Smoking

*Source:* ERC (2001), TMA (2002)

*Comment:* Advertisements are banned in cinemas and on billboards. Point of sale advertisements are restricted.

*Advertisement content or design*

*Law:* Law 17 (1998), Dated 23 February 1998, Protection against the Dangers of Smoking

*Source:* IDHL (2002)

*Comment:* Where authorized, advertisement can only contain the name of the product, its composition and the name and address of the manufacturer and the distributor.

*Sponsorship or promotion for certain audiences*

*Law:* Law 17 (1998), Dated 23 February 1998, Protection against the Dangers of Smoking

*Source:* EMRO, ERC (2001)

*Comment:* Sponsorship is prohibited at sporting and artistic events, and any other events attracting a youth audience.

*Sponsorship advertising of events*

*Law:* Law 17 (1998), Dated 23 February 1998, Protection against the Dangers of Smoking

*Source:* TMA (2002)

*Vending machines*

*Law:* Law 17 (1998), Dated 23 February 1998, Protection against the Dangers of Smoking

*Source:* ERC (2001)

*Free products*

*Law:* Law 17 (1998), Dated 23 February 1998, Protection against the Dangers of Smoking

*Source:* ERC (2001)

*Smoking in government buildings (incl. worksites)*

*Law:* Circular No. 82/93 of 2 September 1993 of the Minister of Public Health on the control of tobacco consumption

*Source:* IDHL (1996) 47 (4): 488-489, Farhat Ben Ayed, Tunisian Association Fighting Against Cancer

*Smoking in other public places*

*Law:* Law 17 (1998), Dated 23 February 1998, Protection against the Dangers of Smoking and Order 2248 (1998), Dated 16 November 1998, Specifying Places for Collective Use in which Smoking is Prohibited

*Source:* NATIONS

*Comment:* Smoking is banned in areas including those involved in the preparation or packaging of food intended for human consumption, premises equipped for free practice of quasi-medical professionals, babies and children's nurseries and pre-school classes, areas open to the public in the retail pharmacies, reading rooms in the public libraries, halls for cultural presentations, covered sports halls and places of worship. In public places where smoking is not banned, separate areas for smokers must be designated.

#### *Package health warning/message*

*Law:* Law 17 (1998), Dated 23 February 1998, Protection against the Dangers of Smoking

*Source:* ERC (2001)

*Comment:* The health warning must read: "Significant Opinion: Smoking is Hazardous to your Health."

#### *Label design on packaging*

*Law:* Law 17 (1998), Dated 23 February 1998, Protection against the Dangers of Smoking

*Source:* ERC (2001)

*Comment:* The health warning to be carried on packs of cigarettes must be printed in Arabic.

#### *Ingredient/constituent information on package label*

*Law:* Law 17 (1998), Dated 23 February 1998, Protection against the Dangers of Smoking

*Source:* IDHL (2002)

*Comment:* Packets or packaging must display the full composition of the product and the mean tar and nicotine content.

#### *Amount of tar*

*Law:* Law 17 (1998), Dated 23 February 1998, Protection against the Dangers of Smoking

*Source:* ERC (2001)

*Comment:* The cigarette level of tar must not exceed 18 mg by January 2003 and to 12 mg by January 2006.

#### *Amount of nicotine*

*Law:* Law 17 (1998), Dated 23 February 1998, Protection against the Dangers of Smoking

*Source:* ERC (2001)

### **Turkey**

#### *Advertising in certain media*

*Source:* WHO/EUR/02/5041305

*Comment:* Advertising is prohibited on national TV, cable TV, national radio and in local magazines and newspapers. International magazines and newspapers are not regulated.

#### *Advertising in certain locations*

*Source:* WHO/EUR/02/5041305

*Comment:* Billboards, outdoor walls and cinema advertising is banned. No restrictions apply to point of sale or kiosk advertising.

#### *Sales to minors*

*Source:* WHO/EUR/02/5041305

*Comment:* The minimum age to purchase tobacco products is 18 years.

#### *Vending machines*

*Source:* WHO/EUR/02/5041305

*Comment:* Vending machines do not exist in Turkey.

#### *Smoking in taxis*

*Source:* WHO/EUR/02/5041305

*Comment:* Smoking restrictions are enforced by voluntary agreement only.

#### *Smoking in other public places*

*Law:* Law on Prevention of Harmful Effects of Tobacco and Tobacco Products (Law No. 4207)

*Source:* TMA (2002)

*Comment:* Separate spaces in public areas shall be allocated for smoking. These spaces require measures such as ventilation and isolation to block smoke from entering non-smoking areas.

#### *Advertising health warnings/messages*

*Source:* WHO/EUR/02/5041305

*Comment:* Advertising is permitted only at the point of sale. It is unknown whether health warnings are required for these advertisements.

#### *Package health warning/message*

*Law:* Law on Prevention of Harmful Effects of Tobacco and Tobacco Products (Law No. 4207)

*Source:* TMA (2002)

*Comment:* On all packaging of tobacco and tobacco products produced in or imported to Turkey, the following warning is to be displayed: "Legal warning: Harmful To Health."

#### *Label design on packaging*

*Law:* Law on Prevention of Harmful Effects of Tobacco and Tobacco Products (Law No. 4207)

*Source:* TMA (2002)

*Comment:* The warning must be clearly visible and legible.

#### *Tobacco control education/promotion*

*Law:* The Law on the Prevention of Harm Induced by Tobacco Products, Law No. 4207, Article 4

*Source:* NATIONS

### **Turkmenistan**

#### *Advertising in certain media*

*Source:* WHO/EUR/02/5041305

*Comment:* Advertising on national TV, cable TV, national radio and in local magazines and newspapers is banned. International magazine and newspaper advertising is not regulated.

#### *Advertising in certain locations*

*Source:* WHO/EUR/02/5041305

*Comment:* Advertisements on billboards, outdoor walls, points of sales, kiosks and cinemas are not regulated.

### **Tuvalu**

#### *Advertising in certain media*

*Source:* Judith Mackay, Asian Consultancy on Tobacco Control

*Comment:* Some restrictions on radio and print advertising exist.

#### *Sales to minors*

*Source:* WPRO (2000)

*Comment:* Tobacco cannot be sold to schoolchildren; however there is no mandated minimum age to purchase.

#### *Smoking in government buildings (incl. worksites)*

*Source:* Judith Mackay, Asian Consultancy on Tobacco Control

#### *Smoking in health care facilities*

*Source:* WPRO (2000)

### **Uganda**

#### *Advertising in certain media*

*Source:*

<http://www.tobaccofreekids.org/campaign/global/casestudies/uganda/pdf>

*Comment:* Advertising is banned on state media (television and radio); however, no restrictions apply to the state owned newspaper or to the private television stations, radio stations and newspapers.

#### *Smoking in government buildings (incl. worksites)*

*Source:*

<http://www.tobaccofreekids.org/campaign/global/casestudies/uganda/pdf>

*Comment:* Ministry of Health headquarters is a smoke free zone. Other smoke free offices are voluntary.

#### *Smoking on buses*

*Source:* NATIONS

*Comment:* Bus operators have banned smoking in vehicles; however, this is not mandated by national law.

#### *Smoking in taxis*

*Source:* NATIONS

*Comment:* The Uganda Taxi Operators and Drivers Association (UTODA) have banned smoking in vehicles; however, this is not mandated by law.

#### *Smoking on domestic air flights*

*Source:* Liliane Luwaga, Ministry of Health

*Comment:* Smoking is prohibited on national airlines by voluntary agreement only.

#### *Smoking in other public places*

*Source:* GLOBALink List Serve 12 December 2002: Uganda goes smoke free by 2004

*Comment:* On 11 December 2002 it was declared that smoking in public places was a violation of non-smokers rights to life. High Court Judge J.H. Ntagoba PJ ordered the National Environment Management Authority to develop regulations that prohibit smoking in public spaces. These regulations are to be made within one year.

#### *Advertising health warnings/messages*

*Source:* NATIONS

*Comment:* The health warning "Smoking may be harmful to your health" is mentioned at the end of every television and radio advertisement; however, there is no legal requirement for this measure.

#### *Package health warning/message*

*Source:* Liliane Luwaga, Ministry of Health

*Comment:* Cigarettes manufactured in Uganda have the health warning "Smoking may be harmful to your health" on the side of the packet; however, there is no legal requirement for this measure.

### **Ukraine**

#### *Advertising in certain media*

*Source:* WHO/EUR/02/5041305

*Comment:* Advertising is prohibited on national TV, cable TV and national radio and restricted in local magazines and newspapers.

#### *Advertising to certain audiences*

*Law:* Law of Ukraine on Advertising (adopted by the parliament of Ukraine on 3 July 1996, vetoed by Ukrainian President, Leonid Kuchma)

*Source:* ERC (1999)

*Comment:* Advertising for tobacco products on television, radio or in publications aimed mainly or partly at persons under 18 years is prohibited.

#### *Advertising in certain locations*

*Source:* WHO/EUR/02/5041305

*Comment:* Billboards and outdoor wall advertising is prohibited. No restrictions apply to advertisements at points of sale or kiosks. Advertisements in cinemas is banned by voluntary agreement.

#### *Advertisement content or design*

*Law:* Law of Ukraine on Advertising (adopted by the parliament of Ukraine on 3 July 1996, vetoed by Ukrainian President, Leonid Kuchma)

*Source:* ERC (1999)

*Comment:* Ads should not include images of persons popular among youth, photo models under age 25 or the process of smoking or other consumption of tobacco. Ads can not state that smoking contributes to athletic, social, sexual or other successes and shall not create the impression that tobacco is a stimulant, sedative or a means of resolving personal problems. Ads shall not encourage immoderate consumption, present abstinence in a negative manner or portray medical workers or persons who look like medical workers.

#### *Sponsorship or promotion for certain audiences*

*Law:* Law of Ukraine on Advertising (adopted by the parliament of Ukraine on 3 July 1996, vetoed by Ukrainian President, Leonid Kuchma)

*Source:* ERC (1999)

*Comment:* Sponsorships of events are prohibited if the event is aimed at persons under 18 years and the name or image of the tobacco product is used.

#### *Sales to minors*

*Source:* WHO/EUR/02/5041305

*Comment:* The minimum age to purchase tobacco products is 18 years.

#### *Place of sales*

*Source:* TMA (1999)

*Comment:* The sale of tobacco products is not permitted on the grounds of pre-school, school and medical institutions, sports grounds and hotels or in premises which are not adapted for trade.

#### *Package health warning/message*

Source: TMA (2002)

Comment: All packages must display the warning "The Ministry of Health warns: Smoking damages your health."

#### *Label design on packaging*

Source: WHO/EUR/02/5041305

Comment: Only the language of the health message is regulated.

### **United Arab Emirates**

#### *Advertising in certain media*

Law: Resolution of the Gulf Cooperation Council Health Ministers, 1986

Source: USDA

Comment: Advertising on television and radio is prohibited.

#### *Smoking in government buildings (incl. worksites)*

Source: TMA (2002)

Comment: Smoking is prohibited in the Ministry of Islamic Affairs and the Endowments offices.

#### *Smoking in educational facilities*

Law: Executive Order (approval date 13 November 1992, effective date 1 January 1993)

Source: TMA (2002)

#### *Smoking in other public places*

Source: TMA (2002)

Comment: Smoking is banned in theaters.

#### *Advertising health warnings/messages*

Source: TMA (2002)

Comment: Each advertisement must display the following message: "Official warning: Smoking is a major cause of cancer and diseases of the lungs, heart and arteries."

#### *Package health warning/message*

Law: Resolution 24 of the Health Ministers of the Arab Gulf States, January 1980

Source: Roemer, R. (1993)

Comment: The following message is required on cigarette packs: "Health Warning: Smoking is a leading cause of lung cancer and of pulmonary and cardiovascular diseases."

#### *Label design on packaging*

Source: TMA (2002)

Comment: The warning must be written in both English and Arabic.

#### *Ingredient/constituent information on package label*

Law: Resolution of the Gulf Cooperation Council Health Ministers, 1986

Source: USDA

Comment: Tar and nicotine levels must be printed on cigarette packs in Arabic and English.

#### *Amount of tar*

Law: Resolution of the Gulf Cooperation Council Health Ministers, 1986

Source: USDA

Comment: Cigarette levels of tar may not exceed 10 mg.

#### *Amount of nicotine*

Law: Resolution of the Gulf Cooperation Council Health Ministers, 1986

Source: USDA

Comment: Cigarette levels of nicotine may not exceed 0.6 mg.

### **United Kingdom (Great Britain and Northern Ireland)**

#### *Advertising in certain media*

Source: WHO/EUR/02/5041305; GLOBALink List Serve

23 January 2003: Britain Sets Valentine's Day for Tobacco Crackdown

Comment: Advertising is banned on television and in magazines and newspapers. Radio ads are restricted.

#### *Advertising to certain audiences*

Law: *The Tobacco Advertising and Promotion Act 2002*

Source:

<http://www.hmso.gov.uk/acts/acts2002/20020036.htm>

#### *Advertising in certain locations*

Source: WHO/EUR/02/5041305; GLOBALink List Serve

23 January 2003: Britain Sets Valentine's Day for Tobacco Crackdown

Comment: As of 14 February 2003, billboard advertising is prohibited. Advertising at points of sale, kiosks and cinemas is restricted by voluntary agreement only.

Comment: As of 14 February 2003, billboard advertising is prohibited. Advertising at points of sale, kiosks and cinemas is restricted by voluntary agreement only.

#### *Sponsorship or promotion for certain audiences*

Source: WHO/EUR/02/5041305

Comment: Tobacco sponsorship should not attach to events in which the majority of the participants are under 18 years by voluntary agreement.

#### *Sponsorship advertising of events*

Source: GLOBALink List Serve 23 January 2003: Britain Sets Valentine's Day for Tobacco Crackdown

Comment: Sponsorship agreements are prohibited as of 14 February 2003. Global events producing over 2.5 million a year have until 2005 to find an alternative sponsor.

#### *Sales to minors*

Source: WHO/EUR/02/5041305

Comment: The minimum age to purchase tobacco products is 16 years.

#### *Smoking in restaurants*

Source: WHO/EUR/02/5041305

Comment: Smoking restrictions in restaurants are enforced by voluntary agreement only.

#### *Smoking in nightclubs and bars*

Source: WHO/EUR/02/5041305

Comment: Smoking restrictions in bars and nightclubs are enforced by voluntary agreement only.

#### *Smoking in other public places*

Source: TMA (2002)

Comment: Smoking in theaters is restricted to designated areas.

#### *Advertising health warnings/messages*

Source: WHO/EUR/02/5041305

Comment: Advertisements display health warnings by voluntary agreement only.

#### *Package health warning/message*

Source: Amanda Sanford, GLOBALink 31 December 2002.

Comment: On the front of the pack, one of 2 general warnings appear. These are "Smoking kills/Smoking can kill" or "Smoking seriously harms you and others around you." One of the following 14 rotating messages are to appear on the back: "Smokers die younger," "Smoking clogs the arteries and causes heart attacks and strokes," "Smoking causes fatal lung cancer," "Smoking when pregnant harms your baby," "Protect children: don't make them breathe your smoke," "Your doctor or your pharmacist can help you stop smoking," "Smoking is highly addictive, don't start," "Stopping smoking reduces the risk of fatal heart and lung diseases," "Smoking can cause a slow and painful death," "Get help to stop smoking: ring 0800 169 0 169," "Smoking may reduce blood flow and cause impotence," "Smoking causes aging of the skin," "Smoking damages sperm and decreases fertility" or "Smoke contains benzene, nitrosamines, formaldehyde and hydrogen cyanide."

#### *Label design on packaging*

Source: Amanda Sanford, GLOBALink 31 December 2002, TMA (2002)

Comment: Effective 01 January 2003, new health warnings must cover 30% of the front surface and 40% of the back surface of cigarette packs. The inclusion of a thick black border will add another 10% of space occupied by the health warnings. The warning is to be printed in a color that contrasts with the pack.

#### *Ingredient/constituent information on package label*

Law: EC Directive STATUTORY INSTRUMENTS 1991 No. 1530 CONSUMER PROTECTION

Source: TMA (2002)

#### *Amount of other ingredients/constituents*

Source: WHO/EUR/02/5041305

Comment: Carbon monoxide is regulated; however, additives and PH are not.

### **United Republic of Tanzania**

#### *Sales to minors*

Law: Tobacco Control Law

Source: Patricia Maganga, Ministry of Health, United Republic of Tanzania

Comment: The minimum age to purchase tobacco products is 18 years.

#### *Place of sales*

Law: Tobacco Control Law

Source: Patricia Maganga, Ministry of Health, United Republic of Tanzania

Comment: The sale of tobacco products is prohibited near schools.

#### *Smoking in private worksites*

Source: ERC (2001)

Comment: Smoking is restricted through voluntary codes.

#### *Smoking in restaurants*

Law: Tobacco Control Law

Source: Patricia Maganga, Ministry of Health, United Republic of Tanzania

Comment: Restaurants must provide no-smoking sections.

#### *Advertising health warnings/messages*

Law: Tobacco Control Law

Source: Patricia Maganga, Ministry of Health, United Republic of Tanzania

#### *Manufacturing licensure*

Source: Nancy Elli Tesha, Ministry of Community Development

#### *Package health warning/message*

Law: Tobacco Control Law

Source: Patricia Maganga, Ministry of Health, United Republic of Tanzania

### **United States of America**

#### *Advertising in certain media*

Law: 15 USC Sec. 4402(f); Federal Cigarette Labeling and Advertising Act, §6

Source: NATIONS

Comment: Advertising of cigarettes, cigars, bidis, and smokeless tobacco is prohibited on television, radio and any electronic communication under authority of the FCC.

#### *Advertisement content or design*

Source: TMA (2002)

Comment: By voluntary agreement, cigarette models must appear to be 25 years of age or older. Celebrities, sports figures and other persons who appeal to youth will not be featured in tobacco advertisements.

#### *Sales to minors*

Law: 42 USC Sec. 300x-26 (a)(1)

Source: NATIONS

Comment: The minimum age to purchase tobacco products must be 18 years in order for states to be eligible for federal grants.

#### *Smoking in government buildings (incl. worksites)*

Law: Executive Order 13058, §2-§3 and §5-§8

Source: NATIONS

#### *Smoking in educational facilities*

Law: 20 USC Sec. 6083 (a)

Source: NATIONS

Comment: Smoking is prohibited in schools that receive federal funding from the departments of Education, Health and Human Services or Agriculture.



#### *Smoking in health care facilities*

Law: 20 USC Sec. 6083 (b)

Source: NATIONS

Comment: Smoking is prohibited in federally funded health care facilities that serve children.

#### *Smoking on domestic air flights*

Law: 14 CFR §252.5

Source: NATIONS

#### *Smoking on international air flights*

Law: 14 CFR §121

Source: NATIONS

#### *Smoking in other public places*

Source: WHO Regional Office for the Americas

Comment: Many states and municipalities have prohibited or virtually prohibited (allowing only separately ventilated smoking rooms in some locations) smoking in all public places and workplaces, including bars, restaurants and other entertainment facilities. These laws cover a significant proportion of the population and include the states of California, New York and Delaware and the city of Boston.

#### *Advertising health warnings/messages*

Law: 15 USC Sec. 4402(a)(2) and Sec. 4406(a and b) and 16 CFR §307.7; Comprehensive Smoking Education Act, §1 and §4(a)(3)

Source: NATIONS

#### *Package health warning/message*

Law: Public Law 98-474

Source: TMA (2002)

Comment: Each cigarette pack must display one of the following messages, preceded by "SURGEON GENERALS WARNING": "Smoking Causes Lung Cancer, Heart Disease, Emphysema, And May Complicate Pregnancy," "Quitting Smoking Now Greatly Reduced Serious Risks to Your Health," "Smoking by Pregnant Women May Result in Fetal Injury, Premature Birth, And Low Birth Weight" and "Cigarette Smoke Contains Carbon Monoxide."

#### *Label design on packaging*

Law: Public Law 98-474

Source: TMA (2002)

Comment: Each warning must be located in a conspicuous place in a contrasting color on every package. The statement should not be less than 2 lines and in 10 point type.

#### *Product constituents as confidential information*

Law: 15 USC Sec. 4403(a and b); Comprehensive Smoking Education Act, §7(b)(2)(A)

Source: NATIONS

#### *Tobacco control education/promotion*

Law: 15 USC Sec. 4401

Source: NATIONS

Comment: The Secretary of Health and Human Services is responsible for establishing the program.

#### **Uruguay**

##### *Advertising in certain locations*

Source: ERC (2001)

Comment: The advertising and marketing of cigarettes on public transport is prohibited. Poster advertising is allowed within prescribed limits and advertising in cinemas is restricted by time. Point of sale advertising is controlled through a self-regulated industry code.

##### *Sales to minors*

Source: ERC (2001)

Comment: The minimum age to purchase tobacco products is 18 years.

##### *Place of sales*

Law: Decree No. 263/983 of 22 July 1983 regulating the marketing and advertising of tobacco products

Source: IDHL (1983) 34 (3): 539, PAHO (1992)

Comment: Regulations exist for cigarette sales at schools.

#### *Smoking in private worksites*

Source: ERC (2001)

Comment: Further restrictions are awaiting approval.

#### *Smoking on trains*

Source: TMA (2002)

Comment: Smoking is prohibited on interstate public trains.

#### *Advertising health warnings/messages*

Source: ERC (2001)

Comment: A health warning must be carried on all printed advertisements and publicity matter and must read "Warning: To smoke provokes cancer and other diseases. It is better to avoid during pregnancy. MSP." A warning must be inserted on each occasion after the brand name has been mentioned five times in succession on radio. A warning on television advertising must appear in clear and legible print while advertisement is being transmitted.

#### *Package health warning/message*

Source: ERC (2001)

Comment: All packets of cigarettes sold in Uruguay are required to bear a clear and legible warning that smoking is injurious to health. Since 1998, the text of the warning has been "Warning: to smoke provokes cancer and other diseases. It is better to avoid during pregnancy. MSP."

#### *Label design on packaging*

Law: Law No. 15361 of 24 December 1982

Source: TMA (2002)

Comment: Health warnings shall appear on the side panel of the tobacco product package and be at least 1.5 mm high.

#### *Product constituents as confidential information*

Law: Law No. 15.656 of 10 October 1984 extending the interval for publishing the maximum contents of nicotine and tar by cigarette manufacturers and importers

Source: IDHL (1988) 39 (2): 396, PAHO (1992)

Comment: The government is enabled to publish the amount of tar and nicotine twice annually.

#### *Product constituents as public information*

Law: Law No. 15.656 of 10 October 1984 extending the interval for publishing the maximum contents of nicotine and tar by cigarette manufacturers and importers

Source: IDHL (1988) 39 (2): 396, PAHO (1992)

Comment: Maximum contents of nicotine and tar are to be published once annually.

#### *Constituent disclosure by brand*

Law: Law No. 15.656 of 10 October 1984 extending the interval for publishing the maximum contents of nicotine and tar by cigarette manufacturers and importers

Source: IDHL (1988) 39 (2): 396, PAHO (1992)

Comment: Maximum contents of nicotine and tar are to be published once annually.

#### *Constituent disclosure in the aggregate*

Law: Law No. 15.656 of 10 October 1984 extending the interval for publishing the maximum contents of nicotine and tar by cigarette manufacturers and importers

Source: IDHL (1988) 39 (2): 396, PAHO (1992)

Comment: Maximum contents of nicotine and tar are to be published once annually.

#### *Tobacco control education/promotion*

Law: Resolution issued by the Ministry of Health of Uruguay on 27 July 1988

Source: PAHO (1992)

Comment: A Commission for the Control of Smoking coordinates educational programs on tobacco with the National Administration of Public Education, the University of the Republic and other educational organizations. An Office on Smoking Control has also been established.

#### **Uzbekistan**

##### *Advertising in certain media*

Source: WHO/EUR/02/5041305

Comment: Restrictions on advertising apply to national TV, national radio and local magazines and newspapers. Advertisements for cable TV and international magazines and newspapers are not regulated.

##### *Advertising to certain audiences*

Source: ERC (2001)

Comment: Advertising before, during or after children's programs is prohibited on television. Advertisements may not appear in publications targeted at persons under 18 years.

##### *Advertising in certain locations*

Source: WHO/EUR/02/5041305

Comment: Billboard and outdoor wall advertising is restricted.

##### *Sales to minors*

Source: WHO/EUR/02/5041305

Comment: The minimum age to purchase tobacco products is 18 years, but only in state-owned facilities. There is no national law prohibiting the sale of tobacco products to minors.

##### *Smoking on ferries*

Source: WHO/EUR/02/5041305

Comment: There is no domestic or international water transport.

##### *Smoking in other public places*

Source: ERC (2001)

Comment: Smoking is prohibited in covered public places.

##### *Advertising health warnings/messages*

Source: WHO/EUR/02/5041305

Comment: A health warning must occupy at least 5% of the advertisement space or 3 seconds of broadcast time.

##### *Label design on packaging*

Source: WHO/EUR/02/5041305

Comment: Regulations apply to the placing of the message, content and language.

#### **Vanuatu**

##### *Advertising in certain media*

Source: WPRO (2000)

Comment: Advertising is not allowed on radio, television, newspapers, magazines or other media.

##### *Advertising to certain audiences*

Source: WPRO (2000)

##### *Advertising in certain locations*

Source: WPRO (2000)

##### *Sales to minors law:*

Source: WPRO (2000)

##### *Smoking in government buildings (incl. worksites)*

Source: Judith Mackay, WPR/WG/TOH/NCE(1)/INF/8 (1990); WHO/TOH/CLH/90.3

Comment: Smoking is banned in some government buildings; however, smoking is prohibited only by administrative measures or on a voluntary basis in the buildings of the Ministry of Health and at meetings of other Government agencies.

##### *Smoking in private worksites*

Source: WPRO (2000)

##### *Smoking in health care facilities*

Source: WPRO (2000)

##### *Smoking on domestic air flights*

Source: Judith Mackay, WPR/WG/TOH/NCE(1)/INF/8 (1990); WHO/TOH/CLH/90.3

##### *Smoking on international air flights*

Source: Judith Mackay, WPR/WG/TOH/NCE(1)/INF/8 (1990); WHO/TOH/CLH/90.3



#### *Package health warning/message*

*Law:* Control on tobacco products, 25 September 1995  
*Source:* Judith Mackay, Asian Consultancy on Tobacco Control

#### *Amount of tar*

*Law:* Control on tobacco products, 25 September 1995  
*Source:* Judith Mackay, Asian Consultancy on Tobacco Control

#### *Amount of nicotine*

*Law:* Control on tobacco products, 25 September 1995  
*Source:* Judith Mackay, Asian Consultancy on Tobacco Control

### **Venezuela**

#### *Advertising in certain media*

*Source:* Maxwell Report

*Comment:* Advertisement is banned on television and radio.

#### *Advertising in certain locations*

*Source:* PAHO (1992), ERC (1999), WHO Regional Office for the Americas

*Comment:* Cigarette advertising is prohibited at sports facilities. Restrictions apply to billboard advertisements.

#### *Advertisement content or design*

*Law:* Decree No. 849 of 21 November 1980 prohibiting, with effect from 1 January 1981, the transmission by television stations of any commercial advertising which directly or indirectly encourages the consumption of cigarettes and other products derived from tobacco manufacture

*Source:* IDHL (1982) 33 (3): 499, PAHO (1992), USDA

#### *Place of sales*

*Law:* Decree No. 7 issued by the Government of the Federal District of Caracas (May 1990)

*Source:* ERC (1999)

*Comment:* Cigarette sales in hospitals and schools are prohibited.

#### *Smoking in educational facilities*

*Law:* Regulations of 1979 under the Law of 13 September 1978

*Source:* Roemer, R. (1993), USDA

#### *Smoking in health care facilities*

*Law:* Resolution of 1985 of the Venezuelan Institute of Social Security prohibiting smoking in administrative and medical care facilities

*Source:* Roemer, R. (1993)

#### *Smoking on buses*

*Law:* Regulations of 1979 under the Law of 13 September 1978

*Source:* Roemer, R. (1993), USDA

#### *Smoking on trains*

*Law:* Regulations of 1979 under the Law of 13 September 1978

*Source:* Roemer, R. (1993), USDA

#### *Smoking in taxis*

*Law:* Regulations of 1979 under the Law of 13 September 1978

*Source:* Roemer, R. (1993), USDA

#### *Smoking on ferries*

*Law:* Regulations of 1979 under the Law of 13 September 1978

*Source:* Roemer, R. (1993), USDA

#### *Smoking on domestic air flights*

*Law:* Regulations of 1979 under the Law of 13 September 1978

*Source:* Roemer, R. (1993), USDA

#### *Smoking in other public places*

*Law:* Regulations of 1979 under the Law of 13 September 1978

*Source:* Roemer, R. (1993), USDA

*Comment:* Smoking is prohibited in buildings where groups of people gather, such as waiting rooms in theaters and cinemas, hospitals and other health facilities, sports arenas, and other designated places. Smoking facilities may be set aside and no-smoking signs must be posted accordingly. Managers are responsible for compliance with the ban.

#### *Advertising health warnings/messages*

*Law:* Law of 13 September 1978 prescribing the tax on cigarettes and tobacco products (effective 27 August 1979)

*Source:* TMA (2002)

*Comment:* Cigarette advertisements must display the same health warning as cigarette packs.

#### *Package health warning/message*

*Law:* Law of 13 September 1978 prescribing the tax on cigarettes and tobacco products (effective 27 August 1979)

*Source:* IDHL (1979) 30 (4): 925, PAHO (1992)

*Comment:* The health warning "Cigarette smoking has been determined to be harmful to your health" must be printed on domestic and imported cigarettes.

#### *Label design on packaging*

*Law:* Law of 13 September 1978 prescribing the tax on cigarettes and tobacco products (effective 27 August 1979)

*Source:* TMA (2002)

*Comment:* The warning shall appear exclusively on one side of the pack. The warning must be written in characters of a minimum size of 2 mm.

#### *National tobacco control committee*

*Law:* Resolution of 23 October 1984 establishing a Standing Honorary National Council attached to the Division of Chronic Disease of the Ministry [of Health and Social Welfare] for studying health problems associated with smoking and with a view to formulating policies for the prevention of smoking and the organic diseases resulting there from

*Source:* IDHL (1986) 37 (2): 276 -277

#### *Tobacco control education/promotion*

*Source:* TMA (2002)

*Comment:* The National Antismoking Program, sponsored by the Ministry of Health and Social Welfare, promotes anti-smoking campaigns and educational materials.

### **Viet Nam**

#### *Advertising in certain media*

*Source:* <http://www.tobaccofreeasia.net/>

#### *Advertising to certain audiences*

*Source:* <http://www.tobaccofreeasia.net/>

#### *Advertising in certain locations*

*Source:* <http://www.tobaccofreeasia.net/>

#### *Sponsorship or promotion for certain audiences*

*Law:* Commercial Law

*Source:* TMA (2002)

*Comment:* Sponsorship may not be intended for persons under 26 years of age.

#### *Sponsorship advertising of events*

*Law:* Commercial Law

*Source:* TMA (2002)

*Comment:* Tobacco companies are forbidden to display their names on sponsorship material.

#### *Sales to minors*

*Source:* <http://www.tobaccofreeasia.net/>

*Comment:* The minimum age to purchase tobacco products is 18 years.

#### *Place of sales*

*Law:* Government Circular (Ministry of Trade) dated 9 September 1999 (taking effect 90 days later)

*Source:* A. Jenny Foreit, Tobacco Free Kids

*Comment:* Tobacco products may not be sold on streets, at State agencies, hospitals, schools, theaters or sporting centers.

#### *Vending machines*

*Law:* Government Circular (Ministry of Trade) dated 9 September 1999 (taking effect 90 days later)

*Source:* A. Jenny Foreit, Tobacco Free Kids

#### *Free products*

*Law:* Trade Law

*Source:* NATIONS

*Comment:* Commercially initiated free distribution of cigarettes and similar marketing methods of tobacco products to children under 16 years is prohibited.

#### *Smoking in government buildings (incl. worksites)*

*Source:* <http://www.tobaccofreeasia.net/>

#### *Smoking in private worksites*

*Source:* <http://www.tobaccofreeasia.net/>

*Comment:* Smoking is prohibited in indoor working areas.

#### *Smoking in health care facilities*

*Source:* <http://www.tobaccofreeasia.net/>

#### *Smoking on buses*

*Source:* <http://www.tobaccofreeasia.net/>

#### *Smoking on trains*

*Source:* <http://www.tobaccofreeasia.net/>

#### *Smoking on international air flights*

*Source:* ERC (1999)

*Comment:* Smoking is banned by voluntary provision on aircraft flights under 2.5 hours by Air Viet Nam.

#### *Smoking in other public places*

*Source:* ERC (1999)

*Comment:* Smoking is prohibited in crowded spaces with limited ventilation.

#### *Package health warning/message*

*Source:* WPRO (2000)

*Comment:* The health warning "Smoking damages your health" must appear on all packs.

#### *Label design on packaging*

*Source:* WPRO (2000)

*Comment:* The health warning must be written in text no less than 2 mm, be in a contrast color to the pack and be written on the front, back or side of the pack.

#### *Ingredient/constituent information on package label*

*Source:* <http://www.tobaccofreeasia.net/>

#### *Amount of tar*

*Source:* WPRO (2000)

#### *Amount of nicotine*

*Source:* WPRO (2000)

#### *Amount of other ingredients/constituents*

*Source:* WPRO (2000)

#### *National tobacco control committee*

*Law:* Decision Number 240/BYT-QD dated 10 May 1989

*Source:* Dr. Nguyen Cu Dong, National Institute of TB and Respiratory Diseases

*Comment:* A guide board for tobacco control program under the Ministry of Health has been established.

### **West Bank and Gaza Strip**

#### *Sponsorship or promotion for certain audiences*

*Source:* EMRO

*Comment:* Sponsorship of sporting or artistic events is banned.

#### *Smoking in other public places*

*Source:* EMRO

*Comment:* Smoking is banned in closed public places.

#### *Label design on packaging*

*Source:* ERC (1999)

*Comment:* The health warning must be written in Arabic.

#### **Yemen**

##### *Advertising in certain locations*

*Law:* Decree No. 136 of 6 September 1995

*Source:* NATIONS

*Comment:* Advertisements may not appear on public transport vehicles or within the vehicle.

##### *Smoking in private worksites*

*Law:* Decree No. 136 of 6 September 1995

*Source:* IDHL (2002)

*Comment:* Buildings must have well ventilated and clearly indicated areas for smokers.

##### *Smoking in educational facilities*

*Law:* Decree No. 136 of 6 September 1997

*Source:* ERC (2001)

##### *Smoking in health care facilities*

*Law:* Decree No. 136 of 6 September 1996

*Source:* ERC (2001)

##### *Smoking in other public places*

*Law:* Decree No. 136 of 6 September 1998

*Source:* ERC (2001)

*Comment:* Smoking is prohibited in all places where official meetings are held. No restrictions in sports facilities exist.

##### *Advertising health warnings/messages*

*Law:* Decree No. 136 of 6 September 1995

*Source:* IDHL (2002)

*Comment:* Advertisement is prohibited without the warning "Smoking damages health and is a direct cause of cancer, and heart, lung and arterial disease."

##### *Package health warning/message*

*Law:* letter from the Ministry of Trade in October 1992

*Source:* ERC (2001)

*Comment:* The original 1983 warning reads "Health Warning: Smoking is harmful to health."

#### *Label design on packaging*

*Source:* ERC (2001)

*Comment:* The rotational warnings used must be in Arabic and written on the side of the cigarette pack.

##### *Tobacco control education/promotion*

*Law:* Decree No. 136 of 6 September 1998

*Source:* IDHL (2002)

*Comment:* The audiovisual and written media are to contribute to a campaign to raise public awareness of the dangers of smoking.

#### **Zambia**

##### *Advertising in certain media*

*Law:* Statutory Instrument No. 163, 1992 (enacted by Parliament)

*Source:* Ministry of Health, WHO/AFRO Conference on Tobacco, 1999

*Comment:* Tobacco advertising in mass media is prohibited.

##### *Sales to minors*

*Law:* The Public Health (Tobacco) Regulations, 1992

*Source:* TMA (2002)

*Comment:* The minimum age to purchase tobacco products is 16 years.

##### *Free products*

*Law:* The Public Health (Tobacco) Regulations, 1992 (Health Regulations-Statutory Instrument No. 163 of 1992; Dated 7 December 1992)

*Source:* IDHL (1993) 44 (4): 625, Amy Kabwe, Zambia Anti-Smoking Society

##### *Smoking in government buildings (incl. worksites)*

*Law:* The Public Health (Tobacco) Regulations, 1992 (Health Regulations-Statutory Instrument No. 163 of 1992; Dated 7 December 1992)

*Source:* IDHL (1993) 44 (4): 625, Amy Kabwe, Zambia Anti-Smoking Society

##### *Smoking in private worksites*

*Law:* Factories Act

*Source:* Ministry of Health, WHO/AFRO Conference on Tobacco, 1999

*Comment:* Non-smoking zones in factories are required to prevent fires.

##### *Smoking in educational facilities*

*Law:* The Public Health (Tobacco) Regulations, 1992 (Health Regulations-Statutory Instrument No. 163 of 1992; Dated 7 December 1992)

*Source:* IDHL (1993) 44 (4): 625, Amy Kabwe, Zambia Anti-Smoking Society

##### *Smoking in health care facilities*

*Law:* The Public Health (Tobacco) Regulations, 1992 (Health Regulations-Statutory Instrument No. 163 of 1992; Dated 7 December 1992)

*Source:* IDHL (1993) 44 (4): 625, Amy Kabwe, Zambia Anti-Smoking Society

##### *Smoking on buses*

*Law:* The Public Health (Tobacco) Regulations, 1992 (Health Regulations-Statutory Instrument No. 163 of 1992; Dated 7 December 1992)

*Source:* IDHL (1993) 44 (4): 625, Amy Kabwe, Zambia Anti-Smoking Society

##### *Smoking on trains*

*Law:* The Public Health (Tobacco) Regulations, 1992 (Health Regulations-Statutory Instrument No. 163 of 1992; Dated 7 December 1992)

*Source:* IDHL (1993) 44 (4): 625, Amy Kabwe, Zambia Anti-Smoking Society

##### *Smoking on ferries*

*Law:* The Public Health (Tobacco) Regulations, 1992 (Health Regulations-Statutory Instrument No. 163 of 1992; Dated 7 December 1992)

*Source:* IDHL (1993) 44 (4): 625, Amy Kabwe, Zambia Anti-Smoking Society

*Law:* The Public Health (Tobacco) Regulations, 1992 (Health Regulations-Statutory Instrument No. 163 of 1992; Dated 7 December 1992)

*Source:* IDHL (1993) 44 (4): 625, Amy Kabwe, Zambia Anti-Smoking Society

##### *Smoking in other public places*

*Law:* The Public Health (Tobacco) Regulations, 1992 (Health Regulations-Statutory Instrument No. 163 of 1992; Dated 7 December 1992)

*Source:* IDHL (1993) 44 (4): 625, Amy Kabwe, Zambia Anti-Smoking Society

##### *Advertising health warnings/messages*

*Law:* Public Health (Tobacco) Regulations, 1992

*Source:* TMA (2002)

*Comment:* Advertisements must display the warning "Warning: Tobacco is Harmful to Health."

##### *Package health warning/message*

*Law:* Public Health (Tobacco) Regulations, 1992, Regulation 3

*Source:* TMA (2002)

*Comment:* Each tobacco product pack must display the following warning: "WARNING: TOBACCO IS HARMFUL TO HEALTH."

##### *Label design on packaging*

*Law:* Public Health (Tobacco) Regulations, 1992, Regulation 3

*Source:* TMA (2002)

*Comment:* The warning must be printed on both sides of the large surface area of the pack in bold letters against a contrasting background.

#### **Zimbabwe**

##### *Advertising in certain media*

*Source:* TMA (2002)

*Comment:* Television advertising is prohibited by voluntary agreement.

##### *Sales to minors*

*Law:* Public Health (Control of Tobacco) Regulations, Statutory Instrument 264 of 2002

*Source:* <http://allafrica.com/stories/200211140478.html>

*Comment:* The minimum age to purchase tobacco products is 18 years.

##### *Smoking in private worksites*

*Source:* Ministry of Health, WHO/AFRO Conference on Tobacco, 1999

*Comment:* Theaters, cinemas, supermarkets and pharmacies do not allow smoking on their premises by voluntary agreement.

##### *Smoking in educational facilities*

*Source:* <http://allafrica.com/stories/200211140478.html>

##### *Smoking in health care facilities*

*Source:* <http://allafrica.com/stories/200211140478.html>

##### *Smoking on trains*

*Source:* <http://allafrica.com/stories/200211140478.html>

##### *Smoking in taxis*

*Source:* <http://allafrica.com/stories/200211140478.html>

##### *Smoking on ferries*

*Source:* <http://allafrica.com/stories/200211140478.html>

##### *Smoking on domestic air flights*

*Source:* Wendy Ritch, GLOBALink, November 1999

*Comment:* Voluntary bans exist on Air Zimbabwe.

##### *Smoking in restaurants*

*Source:* <http://allafrica.com/stories/200211140478.html>

*Comment:* Managers may designate an area within the premise where smoking is permitted.

##### *Smoking in other public places*

*Source:* ERC (2001)

*Comment:* Restrictions on smoking in public places stem from safety regulations rather than anti-smoking initiatives.

##### *Advertising health warnings/messages*

*Source:* <http://allafrica.com/stories/200211140478.html>

##### *Package health warning/message*

*Source:* ERC (2001)

*Comment:* By voluntary code, a health warning appears on cigarette packets. The health warning is as follows: "Smoking may be Hazardous to your Health."

##### *Label design on packaging*

*Source:* ERC (2001)

*Comment:* By voluntary agreement, the health warnings are printed on the sides of the pack occupying approximately 50% of available space and using standard text.

##### *Ingredient/constituent information on package label*

*Source:* TMA (2002)

*Comment:* By voluntary agreement, the levels of tar and nicotine must be printed on packs.

##### *Amount of tar*

*Source:* ERC (2001)

*Comment:* Tar levels are printed on cigarette packages by voluntary code.

##### *Amount of nicotine*

*Source:* ERC (2001)

*Comment:* Nicotine levels are printed on cigarette packages by voluntary code.



health partners, l.l.c.

— promoting health, providing care —



12th World Conference  
on Tobacco or Health